



# Limited Energy Study (Glass)

## Energy Engineering Analysis Program (EEAP) Fort Knox, Kentucky

### *Final Report Executive Summary*



CONTRACT #DACA01-94-D-0034  
SYSTEMS CORP PROJECT #94013.02  
OCTOBER 28, 1994



Louisville District-  
US Army Corps  
of Engineers

**SYSTEMS***corp*

---

**SYSTEMS ENGINEERING AND MANAGEMENT CORPORATION**  
Cherokee Place, Suite 306 ♦ 2200 Sutherland Avenue ♦ Knoxville, Tennessee 37919  
Telephone 615-521-6536 Fax 615-524-7514




DEPARTMENT OF THE ARMY  
CONSTRUCTION ENGINEERING RESEARCH LABORATORIES, CORPS OF ENGINEERS  
P.O. BOX 9005  
CHAMPAIGN, ILLINOIS 61826-9005

REPLY TO  
ATTENTION OF: TR-I Library

17 Sep 1997

Based on SOW, these Energy Studies are unclassified/unlimited.  
Distribution A. Approved for public release.

  
Marie Wakefield,  
Librarian Engineering

*TABLE OF CONTENTS*

*FY94 LIMITED ENERGY STUDY (GLASS), FT. KNOX, KY*

1. EXECUTIVE SUMMARY . . . . . 1-1

    1.1 Synopsis . . . . . 1-1

    1.2 Introduction . . . . . 1-1

        1.2.1 Scope of Work . . . . . 1-1

        1.2.2 Organization of the Final Report . . . . . 1-2

    1.3 Present and Historical Electrical Energy Consumption . . . . . 1-2

    1.4 Energy Conservation Opportunities Investigated . . . . . 1-2

        1.4.1 ECOs Recommended . . . . . 1-4

        1.4.2 ECOs Rejected . . . . . 1-4

        1.4.3 FEMP and ECIP Projects Developed . . . . . 1-4

19971023 169

## 1.1 SYNOPSIS

Systems Corp surveyed and completed energy analyses for 72 representative buildings at Fort Knox, categorized as gymnasium, print shop, maintenance, and warehouse facilities. The energy conservation opportunities (ECOs) evaluated were infra-red heat and window/wall insulation. Cost estimates were prepared using MeansData for Windows Spreadsheets, Version 2.0a. Life cycle cost analyses were performed using the Life Cycle Cost in Design (LCCID) computer program. Project descriptions and DD1391 forms were prepared for two Energy Conservation Investment Program (ECIP) projects. The total of the two projects that were developed represent \$538K in annual savings and a total discounted savings of \$10.1M in the twenty year life of the projects. The simple paybacks average 6.3 years and the savings to investment (SIR) for the two ECIP projects is 2.75. In addition, five FEMP projects were developed for projects totaling less than \$1,000,000 investment costs. FEMP projects one through four are infra-red heat averaging a payback of 6.1 years and an SIR of 2.8. The fifth FEMP project is window insulation for two buildings. This project is for \$17,600 of investment with a 4.74 year payback and an SIR of 4.42.

## 1.2 INTRODUCTION

Systems Engineering and Management Corporation (Systems/Corp) was contracted by the Mobile District of the United States Army Corps of Engineers in July 1994 to perform a limited energy study for 72 buildings at Fort Knox, Kentucky. The project includes a study of infra-red heat and window/wall insulation.

### 1.2.1 Scope of Work

1. Evaluate selected energy conservation opportunities (ECOs) to determine their energy savings potential and economic feasibility.
2. Conduct a limited site survey of selected buildings or areas to insure any methods of energy conservation which are practical and have not been evaluated in any previous energy study have been considered and the results documented.
3. Determine efficiency of existing systems. Determine the replacement option with the highest SIR.
4. Provide complete programming or implementation documentation for all recommended ECOs.
5. Prepare a comprehensive report to document the work performed, the results, and the recommendations.

**1.2.2 Organization of the Final Report**

The submitted material for this report consists of the following:

- Volume I: Executive Summary, Methods and Approach - ECIP Project 1: Infra-red Heat at 36 buildings  
ECIP Project 2: Infra-red Heat at 31 buildings
- Volume II: Scope of Work, Interim Review Comments and Responses, Interim Review Presentation and Building 2647 material  
FEMP Project 4: Infra-red Heat at 22 buildings  
FEMP Project 5: Window/wall Insulation at two buildings

**1.3 PRESENT AND HISTORICAL ELECTRICAL ENERGY CONSUMPTION**

The baseline energy consumptions and the energy conservation opportunity energy consumption were determined using spreadsheets and manual calculating to model system energy consumption. These have been included in *Section 2* of this report.

The natural gas and fuel oil consumption, and total costs for FY93 are shown in *Figure 1.3.1 Fort Knox Natural Gas and Fuel Oil*. The natural gas and fuel oil costs used to calculate the savings for the project are as follows:

Natural Gas = \$4.62/MBtu  
Fuel Oil = \$6.60/MBtu

**1.4 ENERGY CONSERVATION OPPORTUNITIES INVESTIGATED**

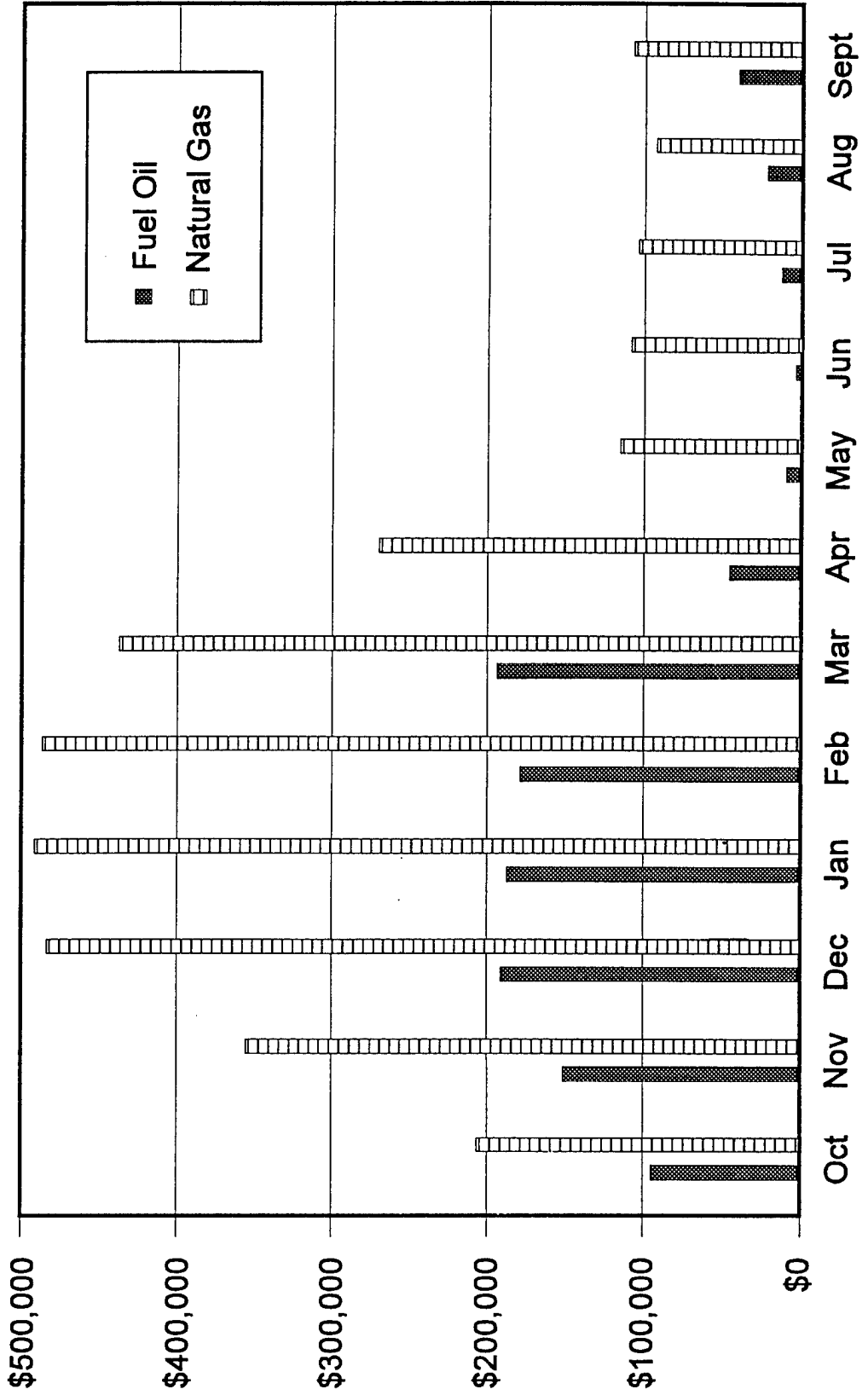
Systems Corp analyzed two energy conservation opportunities (ECOs) at Fort Knox, Kentucky. The analysis was performed utilizing energy models developed by Systems Corp and data collected during the field survey of the facilities at Fort Knox. Each ECO was evaluated to determine the potential energy savings, dollar savings, implementation costs, simple payback, life cycle cost, and savings to investment ratio (SIR). The two ECOs that were evaluated are as follows:

- ECO - 1 Infra-red Heat
- ECO - 2 Window/Wall Insulation

# FORT KNOX FY 93

## Fuel Oil and Natural Gas Consumption

Figure 1.3.1



# 1 EXECUTIVE SUMMARY

FY94 LIMITED ENERGY STUDY (GLASS), FT. KNOX, KY

Systems Corp's energy analysis models were used to determine the savings achieved for implementing each ECO in the facilities evaluated. MeansData for Windows Spreadsheets, Version 2.0a cost estimating software was used to estimate the implementation cost of each ECO in each facility evaluated. The U.S. Army Corps of Engineers' Life Cycle Cost in Design, Version 1.0, Level 80, software was used to perform life cycle cost analyses and determine the SIR of each ECO for each facility evaluated.

## 1.4.1 ECOs Recommended

Systems Corp recommended both ECOs evaluated be implemented, but not in every area surveyed. The following is a list of the ECOs recommended to be implemented by area surveyed. The criteria for recommendation is a favorable simple payback and savings to investment ratio (SIR).

ECO - 1: Warehouse buildings  
Maintenance buildings  
Hangars

ECO - 2: Gymnasiums

## 1.4.2 ECOs Rejected

ECO-2, Wall Insulation at the Print Shop (Bldg 2647) was rejected due to the large investment required. Due to the age of the facility, it was the decision of Ft. Knox DPW to remove the building from the project. Refer to Appendix D for The Life Cycle Cost Analysis, Cost Estimate and Calculations for this building.

## 1.4.3 ECIP and FEMP Projects Developed

Systems Corp developed two ECIP projects and five FEMP projects. The two ECIP projects include infra-red heat at 67 buildings. Some of the FEMP projects include the same buildings in the ECIP projects. This will allow Fort Knox the flexibility to pursue either type of funding. FEMP projects 1 & 2 include the same buildings as ECIP Project 1 except the FEMP projects were broken into two smaller projects with each project requiring less than \$1,000,000 investment. FEMP Projects 3 and 4 are similar to ECIP Project 2, except FEMP Project 4 includes buildings 5220 and 5253. FEMP Project 5 includes the two buildings evaluated for window insulation. The following table, Table 1.4.3, summarizes the savings and investments for each project.

**TABLE 1.4.3  
FORT KNOX ENERGY STUDY:  
PROJECT SUMMARY**

Annual  
Energy  
Savings  
METH

ECO NUMBER	BUILDING NUMBER	TOTAL INVESTMENT	1ST YEAR SAVINGS	SIMPLE PAYBACK	SIR	AIRR
1	86	\$49,565	\$9,887	5.01	4.13	10.67%
1	92, 94, 98, 100 & 101	\$292,227	\$62,199	3.66	4.30	10.89%
1	482	\$74,902	\$12,479	6.00	2.65	8.25%
1	483	\$74,902	\$12,550	5.97	2.66	8.28%
1	484	\$74,902	\$7,027	10.66	1.85	6.33%
1	485	\$74,902	\$12,461	6.01	2.65	8.24%
1	486A, 486B & 486HB	\$158,261	\$25,713	6.16	2.59	8.12%
1	FEMP PROJECT 1	\$803,262	\$159,912	5.02	3.24	9.34%
1	2754 & 2755	\$66,417	\$10,419	6.37	2.49	7.91%
1	2756 & 2757	\$66,417	\$10,414	6.38	2.49	7.19%
1	2786 - 2789	\$121,125	\$10,387	11.66	1.65	5.71%
1	2955, 2959 & 2960	\$111,176	\$10,643	10.45	1.87	6.37%
1	2961, 2963 & 2964	\$117,512	\$16,755	7.01	2.23	7.23%
1	2969 & 2972	\$78,484	\$11,910	6.59	2.40	7.72%
1	2970 & 2971	\$78,484	\$11,896	6.60	2.40	7.71%
1	2958, 2973, 2974, 2979 & 2980	\$241,454	\$22,401	10.78	1.82	6.22%
1	FEMP PROJECT 2	\$881,069	\$104,825	8.41	2.06	6.90%
1	ECIP PROJECT 1 INCL. FEMP 1 & 2	\$1,684,331	\$264,736	6.36	2.62	8.20%
1	2762 - 2767, 2778 & 2781	\$483,650	\$48,583	9.96	2.03	6.82%
1	2770	\$271,299	\$73,478	3.69	5.57	12.34%
1	2942 - 2944	\$226,146	\$44,565	5.07	3.12	9.14%
1	FEMP PROJECT 3	\$981,094	\$166,626	5389.00	3.26	9.38%
1	5220	\$78,231	\$25,402	3.12	5.05	11.79%
1	5253	\$45,837	\$15,647	2.93	5.38	12.15%
1	6113-6118,6142-6147	\$503,778	\$77,721	6.48	2.44	7.80%
1	6560-6564,6576,6577	\$263,339	\$36,858	7.14	2.22	7.29%
1	6592	\$37,462	\$4,810	7.79	2.41	7.73%
1	FEMP PROJECT 4	\$928,646	\$160,076	5.80	2.74	8.43%
1	ECIP PROJECT 2 INCL FEMP 3 & 4 EXCEPT 5220 & 5253	\$1,785,673	\$286,015	6.24	2.86	8.66%

12,365

12,807

30,172

12,444

16,260

40,012

## TABLE 1.4.3 FORT KNOX ENERGY STUDY: PROJECT SUMMARY

ECO NUMBER	BUILDING NUMBER	TOTAL INVESTMENT	1ST YEAR SAVINGS	SIMPLE PAYBACK	SIR	AIRR
2	5297	\$8,973	\$1,855	4.74	4.42	11.05%
2	6591	\$8,973	\$1,855	4.74	4.42	11.05%
2	FEMP PROJECT 5	\$17,946	\$3,710	4.74	4.42	11.05%

80%

Project	1st yr investment	Annual Energy Savings MBTU
ECIP 1	204,732	31,178
FEMP 3	166,686	22,413
FEMP 4	160,074	16,860
FEMP 5	3,710	802
TOTAL	535,192	76,687







RECEIVED  
FEDERAL BUREAU OF INVESTIGATION  
U.S. DEPARTMENT OF JUSTICE

1987

SEARCHED  
SERIALIZED  
INDEXED

FILED

AUG 10 1987

FBI