

AFOSTR-97

0688

REPORT DOCUMENTATION PAGE			Form Approved OMB No. 0704-0188	
Public reporting burden for this collection of information is estimated to average 1 hour per response, including the time for reviewing instructions, searching existing data sources, gathering and maintaining the data needed, and completing and reviewing the collection of information. Send comments regarding this burden estimate or any other aspect of this collection of information, including suggestions for reducing this burden, to Washington Headquarters Services, Directorate for Information Operations and Reports, 1215 Jefferson Davis Highway, Suite 1204, Arlington, VA 22202-4302, and to the Office of Management and Budget, Paperwork Reduction Project (0704-0188), Washington, DC 20503.				
1. AGENCY USE ONLY (Leave blank)	2. REPORT DATE JUNE 25, 1997	3. REPORT TYPE AND DATES COVERED FINAL REPORT: 4/1/96-3/31/97		
4. TITLE AND SUBTITLE Improved techniques for modeling and controlling nonlinear systems with few degrees of freedom		5. FUNDING NUMBERS AFOSR F49620-96-1-0116		
6. AUTHORS E. R. Tracy and Reggie Brown				
7. PERFORMING ORGANIZATION NAME(S) AND ADDRESS(ES) College of William and Mary PO Box 8795 Williamsburg, VA 23187-8795		8. PERFORMING ORGANIZATION REPORT NUMBER 332501		
9. SPONSORING/MONITORING AGENCY NAME(S) AND ADDRESS(ES) AFOSR/NM, Suite B115 110 Duncan Ave. Bolling AFB, DC 20332-0001		10. SPONSORING/MONITORING AGENCY REPORT NUMBER <i>nm</i>		
11. SUPPLEMENTARY NOTES				
12a. DISTRIBUTION/AVAILABILITY STATEMENT Approved for public release; distribution unlimited.		12b. DISTRIBUTION CODE		
13. ABSTRACT (Maximum 200 words) New nonlinear signal processing and modeling techniques were examined. The key issues which formed the focus of the project: were 1] the incorporation of symmetries into the modeling process. Such symmetries might be deduced from fundamental principles, or inferred from observations. The incorporation of such symmetries leads to simpler, more robust models, with fewer free parameters. 2] The design of coupling terms for synchronizing the model with driving signals from the system of interest. This is the first analytical result of its kind, and gives sufficient conditions for guaranteeing that the model will synchronize. 3] The development of a basic theory of symbolic time series analysis for Markov systems, 4] the use of symbolic methods to extract correlation timescales and to detect masked periodic signals.				
14. SUBJECT TERMS Signal, modeling, control, nonlinear, synchronization		15. NUMBER OF PAGES 13 (incl. cover sheet)		16. PRICE CODE
17. SECURITY CLASSIFICATION OF REPORT UNCLASSIFIED	18. SECURITY CLASSIFICATION OF THIS PAGE UNCLASSIFIED	19. SECURITY CLASSIFICATION OF ABSTRACT UNCLASSIFIED	20. LIMITATION OF ABSTRACT UL	

19971204 170

DTIC QUALITY INSPECTED

**Improved Techniques for Modeling and Controlling
Nonlinear Systems
with
Few Degrees of Freedom**

Final Report for Grant No. AFOSR F49620-96-1-0116
from
The College of William and Mary

Reggie Brown
Physics & Applied Science Departments
The College of William and Mary
Williamsburg, VA 23185
phone: (757)221-1989; fax: (757)221-3540
e-mail: brown@poincare.physics.wm.edu

E. R. Tracy
Physics Department
The College of William and Mary
Williamsburg, VA 23185
phone: (757)221-3527; fax: (757)221-3540
e-mail: tracy@rayleigh.physics.wm.edu

June 24, 1997

Executive Summary

Statement of objectives

The research carried out under this grant concerned the development of improved modeling and control techniques. The techniques are built upon observational data and are tailored to the problem at hand. The models used are global discrete time mappings, ordinary and partial differential equations.

One major effort of the proposed program was the exploitation of symmetries to constrain the fitted models. These models were shown to be more compact and could accurately model behaviors not explicitly shown in the data.

A second major effort was an examination of synchronization between identical dynamical systems. The focus has been on developing a method for designing coupling schemes that guarantee synchronous motion between the systems. The results are analytical and represent a method for determining the complete state of a nonlinear system from limited measurements.

A third major effort concerned the development of symbolic time series methods. This technique has great promise in high-noise situations, where it has been shown to be capable of robust parameter estimation for both low- and high-dimensional systems. During the period of this project, we concentrated on developing a theory of symbolic time series analysis for Markov systems, examined the effects on the symbolic data of variation of both the time delay for sampling and the partition, as well as initiating the investigation of detecting of changes of state.

Methods employed

The models used are expansions in polynomials, or have been derived from first principles. The basis set used for the expansion is constructed to be orthonormal on the measured data after embedding into an appropriate state space. The coefficients of the models are fit to the data by either a least squares, or an annealing procedure using the raw data or its coarse-grained symbolic form. In addition, the fitting procedure accounts for the size and complexity of the expansion models. This results in models that are optimal in the sense that they are the simplest models (within a given class of models) that are consistent with the data.

An important and novel aspect of the research program is the array of tests and constraints implemented to ensure that the models are correct and contain the right physics. In order to insure that the models are close approximations to the true equations of motion in the reconstructed phase space a series of *a priori* constraints and/or *a posteriori* tests are imposed. The *a priori* constraints involve determining from the data any symmetries the attractor may exhibit and restricting the class of models to those that respect the symmetries. The *a posteriori* test compares the coarse-grained symbol statistics generated by the model with that of the data.

Significance of the proposed activity

The proposed research will significantly enhance the ability to detect, model and control the dynamics of low-dimensional nonlinear systems using observed time series data. The synchronization of two nonlinear oscillators can be exploited as a means of nondestructive testing of devices, or as a real time monitor of dynamics, or as a mechanism for controlling dynamics. Symbolic time series methods are attractive because they are relatively robust to noise and involve only discrete calculations. Hence, they should be very fast in real-time applications. The approach used is comprehensive and will be implemented on experimentally obtained data from a diverse group of sources.

Contents

C	Introductory comments:	E-1
D	Research objectives	E-1
E	Background	E-1
	1 Low-dimensional modeling	E-1
	2 Symbolic time series analysis	E-2
F	Results	F-3
	1 Using symmetries to constrain expansion models	F-3
	2 Synchronization and the observer problem	F-5
	3 Parameter fitting using symbolic methods	F-6
	a Low-dimensional parameter estimation	F-6
	b Spatio-temporal parameter estimation	F-7
	4 Estimation of correlation times and detecting masked signals	F-7
	5 Toward a basic theory of symbolic time series analysis	F-7
G	Accomplishments and new findings	H-10
H	Personnel supported	H-10
I	Publications	J-11
J	Interactions/transitions	J-11
	1 Presentations at meetings	J-11
	2 Transitions	J-12
K	Bibliography	K-1

C. INTRODUCTORY COMMENTS:

The project covered by this report (AFOSR Grant No. F49620-96-1-011) was carried out during the time frame April 1, 1996-March 31, 1997. Part of this period overlapped the time frame of the earlier effort covered by Grant No. AFOSR F49620-95-1-0261 (final report dated Dec. 19, 1996) due to a no-cost extension granted on the earlier project.

In the interests of completeness of exposition we have included a brief summary of the earlier work as well, as the present final report builds directly on the earlier results. New results, developed under Grant No. F49620-96-1-011, are clearly indicated in the text and summarized in Section G.

D. RESEARCH OBJECTIVES

The goal of this research program is the development of new robust algorithms for diagnosing, modeling, and controlling nonlinear systems. The focus was on systems that have only a few degrees of freedom, but some of the techniques developed have wider applicability. (In this context the number of *degrees of freedom* is equal to the number of independent variables needed to accurately model the system which generated the data.)

Time-series data, in conjunction with whatever *a priori* information is known about the system, are used as input to the modeling process. These methods are robust to uncertainties in the models, and to the presence of noise [1-5]. These techniques have been successfully applied to data from chemical reactions, electronic circuits, and mechanical systems [1]. Other researchers are also beginning to apply these methods to experimental data [6-8].

E. BACKGROUND

Successful modeling relies on mathematical results from Mañé [9], Takens [10], Sauer, Yorke, and Casdagli [11], and others who have shown that it is often possible to reconstruct the full multidimensional dynamics of a nonlinear system from a *single* scalar time series, $s(n) = s(n\tau)$ for $n = 1, 2, \dots$ (τ is the sampling interval associated with the measurements) [12]. The most common technique uses time delays to form vectors $\mathbf{y}(n)$

$$\mathbf{y}(n) = [s(n), s(n+T), \dots, s(n+(d-1)T)],$$

where $\mathbf{y}(n) \in \mathbb{R}^d$. Time evolution, as given by $\mathbf{y}(n) \mapsto \mathbf{y}(n+1)$, is equivalent (diffeomorphic) to the true evolution of the system that produced the scalar time series. Fraser and Swinney [13] have developed a technique for determining T from data, while Kennel *et al.* [14] have developed a technique for determining d .

1. Low-dimensional modeling

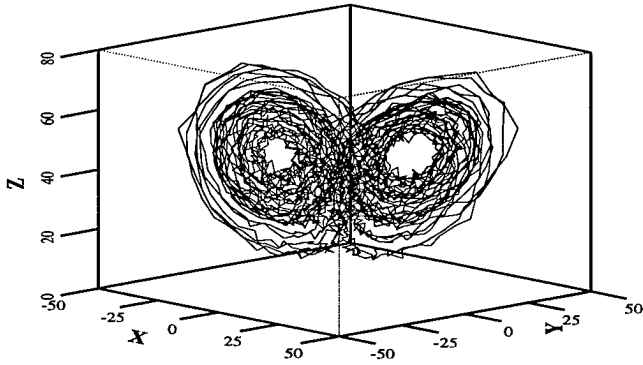
The dynamics is modeled by *global* discrete-time maps

$$\mathbf{y}(n+1) = \mathbf{F}[\mathbf{y}(n)],$$

or *global* ordinary differential equations (ODE's)

$$\frac{d\mathbf{y}}{dt} = \mathbf{F}(\mathbf{y}).$$

Noisy Lorenz Attractor



Noisy Embedded Lorenz Attractor

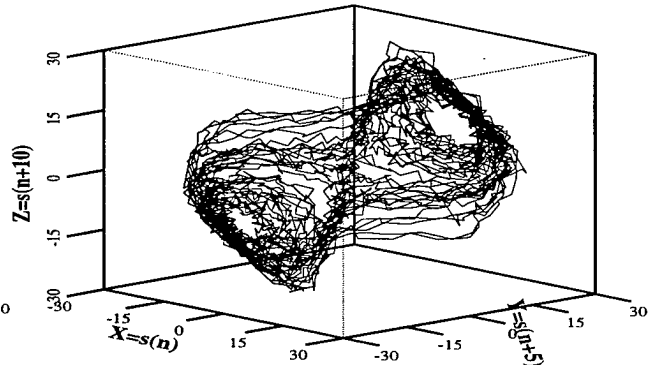


FIG. 1.

higher levels of the tree are determined by the lowest level measured, hence we focus only on the bottom level used (typically going to level 5 has proven to be sufficient for most purposes). In what follows, we denote the vector formed by the probabilities at the lowest level by \mathbf{P} , e.g. at level 5: $\mathbf{P} \equiv (p_{aaaaa}, \dots, p_{bbbbb}) \in \mathbb{R}^{32}$. Not all of these quantities are independent, as will be discussed in Section F 5.

F. RESULTS

1. Using symmetries to constrain expansion models

Symmetries represent an important class of physical properties that can be used to constrain models of dynamical systems. Using a symmetry to constrain a model means restricting the functional form of the model to one that, *a priori*, contains the symmetry. They can be determined from the data and/or from first principles. We have found that if a symmetry is present in the data or the dynamics then an equivariant model constructed from the data accurately models the dynamics [2].

To illustrate how symmetries constrain a model, suppose the attractor, A , is invariant under the action of the symmetry \mathbf{S} ($\mathbf{S} \circ A = A$). This condition results in the following equivariance condition on \mathbf{F}

$$\mathbf{F}(\mathbf{S} \circ \mathbf{y}) = \mathbf{S} \circ \mathbf{F}(\mathbf{y}). \quad (1)$$

Clearly, Eq. (1) places restrictions on the functional form of \mathbf{F} .

The Lorenz system is a dynamical system where we used symmetry to restrict the functional form of \mathbf{F} . Figure 1(a) shows a noisy representations of the true Lorenz attractor. Despite the noise, Fig. 1(a) indicates that if \mathbf{S} is a rotation about the \hat{z} axis by π radians then $\mathbf{S} \circ A = A$. The origin of this symmetry is the $x \rightarrow -x$ and $y \rightarrow -y$ invariance of the Lorenz equations. For this system Eq. (1) implies that all terms proportional to $x^n y^m$ must vanish for even values of $n + m$. Thus, on the basis of equivariance half of the terms in the model can be eliminated. Of course, if the data $\mathbf{y} = [x, y, z]$ is noise free then we expect the coefficients of these terms to vanish. However, *experimental data is never noise free*. Therefore, it is best to, *a priori*, eliminate terms from the model.

Figure 1(b) shows a Lorenz attractor that has been reconstructed by embedding a scalar time series given by the x coordinate of the data shown in Fig. 1(a). The time series is symmetric about zero which leads to the inversion symmetry ($\mathbf{S} = -1$) evident in Fig. 1(b). Using an ensemble

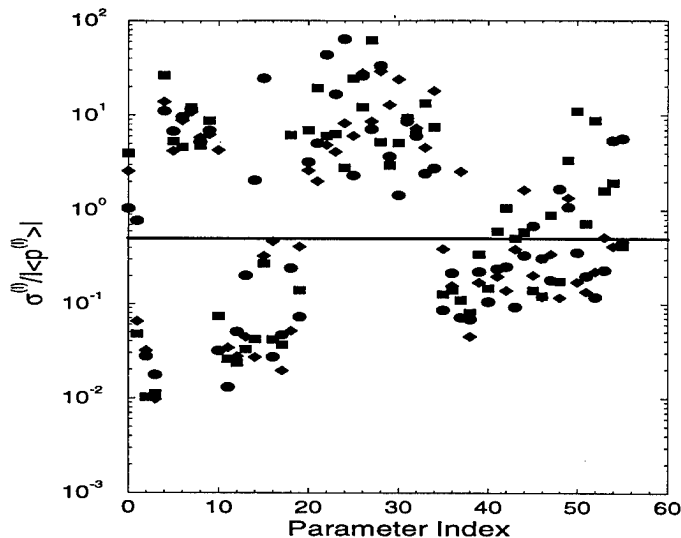


FIG. 2. Graphs of parameter uncertainty versus the index associated with the parameter.

of data sets we constructed models without the restriction of Eq. (1). The results are shown in Fig. 2, where $\langle \mathbf{p}^{(i)} \rangle$ is the mean value of the parameter $\mathbf{p}^{(i)}$ and $\sigma^{(i)}$ is the standard deviation of the parameter about its mean value. The circles squares and diamonds indicate the first, second, and third components of $\mathbf{p}^{(i)}$, respectively. The solid line represents $\sigma^{(i)} / |\langle \mathbf{p}^{(i)} \rangle| = 2$.

For symbols above this line $|\langle \mathbf{p}^{(i)} \rangle| \pm \sigma^{(i)}$ straddles zero. Hence, the value of $\mathbf{p}^{(i)}$ obtained by the fitting procedure is statistically indistinguishable from zero and one conjectures that their values are dominated by noise, finite sample size, and round off effects. This is supported by noticing that *all* of the symbols for index values 0, 4–9, and 20–34 are above the line. These indices correspond to terms in \mathbf{F} whose coefficients, $\mathbf{p}^{(i)}$, should vanish because their basis function, $\phi^{(i)}$, is not equivariant under $\mathbf{S} = -1$.

For comparison we also estimated the uncertainty of the $\mathbf{p}^{(i)}$'s using standard statistical methods [2]. These uncertainties, $\mu^{(i)}$, were found to be good estimates of $\sigma^{(i)}$. Thus, in some cases, it is possible to detect the presence of a symmetry from a single data set by examining $\mu^{(i)} / |\langle \mathbf{p}^{(i)} \rangle|$ [2].

We also examined data from the electronic circuit shown in Fig. 3(a). It is possible to determine from first principles that, for certain values of α , the dynamics lives on one of the two disjoint attractors shown in Fig. 3(b) [18]. For this value of α a clear plane of symmetry can be seen between the attractors and a single experimentally measured time series would correspond to one or the other of these attractors, but not both. As α increases the two attractors merge into a single attractor via a symmetry increasing bifurcation (also called a crisis [19]).

Our work examined data from before and after the bifurcation. When examining data taken before the bifurcation we found that equivariant models constructed using data from one of the attractors accurately mimics the dynamics on *both* attractors [2]. This is not the case for previous modeling techniques, which require data from both attractors and two models [2]. Furthermore, the equivariant model contains fewer coefficients than either of the nonequivariant models. When modeling data taken after the bifurcation we found that we were able to detect the presence of the symmetry using the methods discussed above for the Lorenz example.

G. ACCOMPLISHMENTS AND NEW FINDINGS

The primary accomplishments of the grant period (4/1/96 - 3/31/97) are:

1. Low-dimensional modeling

- Exploitation of symmetries to constrain the modeling process. Modeling algorithms were developed which detect and impose symmetries on the functional form of the model. This has been shown to improve the stability of the modeling process, as well as ensuring that important properties of the dynamical system are represented by the model *even if they are not directly present in the data set* [2].
- A rigorous sufficient criteria has been derived which guarantees linearly stable synchronization between dynamical systems when they are coupled in a drive-response manner. This result is an analytic method for solving the observer problem for nonlinear plants [3].

2. Symbolic time series analysis

- Development of a basic theory for the symbolic time series analysis of Markov systems.
- Demonstration that the symbolic approach can be used to develop robust estimates of correlation times and detect weak periodic signals masked by noise or chaotic signals.

H. PERSONNEL SUPPORTED

Senior Personnel

E. R. Tracy (1 month).

Reggie Brown (3 months).

Post-doctoral fellow

Xian-zhu Tang (12 months).

I. PUBLICATIONS

1. R. Brown and N. F. Rulkov, "Synchronization of chaotic systems: transverse stability of trajectories in invariant manifolds", to appear in *Chaos*.
2. R. Brown, V. In and E. R. Tracy, "Parameter uncertainties in models of equivariant dynamical systems", *Physica D* **102**, ??? (1997).
3. X.-Z. Tang, E. R. Tracy and R. Brown, "Symbol statistics and spatio-temporal systems", *Physica D* **102**, 253 (1997).
4. R. Brown, "Using Models to diagnose, test, and control chaotic systems", to appear in the proceedings of the Third Experimental Chaos Conference.
5. G. Gouesbet, L. Le Sceller, C. Letellier and R. Brown, "Reconstruction of a set of equations from scalar time series", to appear in the proceedings of the Eleventh Annual Florida Workshop on Nonlinear Astronomy.
6. E. R. Tracy, "Toward a theory of symbolic time series analysis", in preparation.
7. X.-Z. Tang and E. R. Tracy, "Data compression and information retrieval via symbolization", in preparation.

J. INTERACTIONS/TRANSITIONS

1. Presentations at meetings

1. Poster presentation (contributed) at Sherwood (Fusion Theory) Meeting, Philadelphia, PA (March, 1996), E. Tracy, X.-Z. Tang, R. Brown & S. Burton.
2. Poster presentation (contributed) at American Physical Society, Division of Plasma Physics Meeting, Denver, CO (November, 1996), E. Tracy.
3. Seminars at AlliedSignal Engines, Phoenix, AZ, March, 1996, R. Brown and E. Tracy.

2. Transitions

1. Wm & Mary/AlliedSignal:

Performer:

Professors E. R. Tracy and Reggie Brown, Dr. X.-Z. Tang & Ms. Sharon Burton.
Telephone (Tracy): (757)221-3527.

Customer:

AlliedSignal Inc.
Microelectronics & Technology Center
9140 Old Annapolis Road/MD 108
Columbia, MD 21045

Contact:

Dr. R. Burne
Research Manager
(410)964-4159.

Anticipated result: Using the symbol statistics to detect transitions in complex systems, *e.g.* noise-driven turbulent flows.

Application: Early detection of rotating stall in turbines.

Ms. Burton was supported by AlliedSignal MTC as an intern during the summer of 1996.

2. Oak Ridge National Lab/Ford Motor Company:

Work performed as part of a Cooperative Research and Development Agreement (CRADA), number ORNL-95-0337 titled "Engine Control Improvement Through Application of Chaotic Time Series Analysis".

Performer:

Dr. C. Stuart Daw
Oak Ridge National Laboratory
P.O. Box 2009
Oak Ridge, TN 37831-8088
Telephone: (615)574-0373.

Customer:

Ford Motor Co.
Dearborn, MI

Contact:

Dr. John Hoard
(313)594-1316.

Anticipated result: Using symbol statistics to do parameter fitting for an internal combustion engine model [6]. (Aspects of the work are subject to a patent disclosure.)

Application: Improved feedback control for internal combustion engines to reduce NO_x and hydrocarbon emission and increase fuel efficiency.

K. BIBLIOGRAPHY

- [1] R. Brown, N. Rulkov, and E. R. Tracy "Modeling and synchronizing chaotic systems from time series data", *Phys. Rev.* **49E**, 3784 (1994).
- [2] R. Brown, V. In and E. R. Tracy, "Parameter uncertainties in models of equivariant dynamical systems", *Physica D* **102**, ??? (1997).
- [3] R. Brown and N. F. Rulkov, "Synchronization of chaotic systems: transverse stability of trajectories in invariant manifolds", submitted for publication.
- [4] Tang, X. Z., E. R. Tracy, A. D. Boozer, A. deBrauw and R. Brown, "Symbol sequence statistics in noisy chaotic signal reconstruction", *Phys. Rev.* **51E** (1995)3871.
- [5] X.-Z. Tang, E. R. Tracy and R. Brown, "Symbol statistics and spatio-temporal systems", *Physica D* **102**, 253 (1997).
- [6] C. S. Daw, private communication. Dr. Daw, in collaboration with the Ford Motor Co. (CRADA No. ORNL-95-0337) is using a variant of the symbol statistics technique to develop improved controllers for internal combustion engines. For a description of their model, see C.S. Daw, J.B. Green, Jr, M.B. Kennel, J.F. Thomas, C.E.A. Finney, F.T. Connolly, "A Simple Model for Cyclic Variations in a Spark-Ignition Engine," SAE 962086, presented at The 1996 SAE International Fall Fuels & Lubricants Meeting and Exposition, San Antonio, TX, October 14-17, 1996. The parameter estimation results using symbolic methods were given in C. S. Daw, presentation at the SIAM Conference on Dynamical Systems, Snowbird, UT (May, 1997). A paper is in preparation for submission to *Phys. Rev. E*.
- [7] J. R. Buchler, T. Serre and Z. Kolláth, "A chaotic pulsating star: The case of R Scuti", *Phys. Rev. Letts.*, **73**, 842 (1995); "Heavenly chaos: A star's erratic emissions", *Science News*, **147**, 101 (1995).
- [8] C. Letellier, L. Le Sceller, E. Marechal, P. Dutertre, B. Maheu, G. Gouesbet, "Global vector field reconstruction from a chaotic experimental signal in copper electrodisolution", preprint Laboratoire d'Energétiques des Systèmes et Procédés, Institut National Des Sciences Appliquees (1994).
- [9] R. Mañé, in *Dynamical Systems and Turbulence, Warwick, 1980*, edited by D. Rand and L.-S. Young, Lecture Notes in Mathematics No 898 (Springer,Berlin).
- [10] F.Takens, in *Dynamical Systems and Turbulence, Warwick, 1980*, edited by D. Rand and L.-S. Young, Lecture Notes in Mathematics No 898 (Springer,Berlin).
- [11] T. Sauer, J. A. Yorke and M. Casdagli, "Embedology", *J. Stat. Phys.* **65**, 579 (1991).
- [12] Many of these results can be found in one of the many review papers that have appeared. For example, see the reviews by Abarbanel, H. D. I., R. Brown, J. J. Sidorowich and L. S. Tsimring, "The analysis of observed chaotic data in physical systems", *Rev. Mod. Phys.* **65**, 1331 (1993); M. Casdagli, D. Des Jardins, S. Eubank, J. D. Farmer, J. Gibson, N. Hunter, and J. Theiler, "Nonlinear modeling of chaotic time series: theory and applications", in *Applied Chaos*, ed. J. Kim (Addison-Wesley, Reading, MA) (1992). In addition new methods appear each month in the journals.
- [13] A. M. Fraser and H. L. Swinney, "Independent coordinates for strange attractors from mutual information", *Phys. Rev.* **33A**, 1134 (1986).
- [14] M. B. Kennel, R. Brown and H. D. I. Abarbanel, "Determining the embedding dimension for phase space reconstruction using a geometrical construction", *Phys. Rev.* **45A**, 3402 (1992).
- [15] R. Brown, "Orthonormal polynomials as prediction functions in arbitrary phase space dimension", INLS preprint, Univ. of California, San Diego, La Jolla, Calif. 92093-0402; R. Brown, "Calculating Lyapunov exponents for short and/or noisy data sets", *Phys. Rev.* **47E**, 3962 (1993);
- [16] K. Judd and A. Mees, "On selecting models for nonlinear time series", preprint Mathematics Department, The University of Western Australia, Nedlands WA 6009.
- [17] A. R. Barron, "Universal approximation bounds for superpositions of a sigmoidal function", *IEEE Trans. on Info. Theory* **39**, 930 (1993).
- [18] Private communication with Nikolai Rulkov.
- [19] C. Grebogi, E. Ott and J. A. Yorke, "Crisis, sudden changes in chaotic attractors, and transient chaos", *Physica* **7D**, 181 (1983).
- [20] R. Brown, N Rulkov and N. B. Tuffillaro, "Synchronization of chaotic systems: The effects of additive noise and drift in the dynamics of the driving", *Phys. Rev.* **50E**, 4488 (1994).
- [21] Ashwin, P., J. Buescu and I. Stewart, *Phys. Letts* **193A**, 126 (1994); P. Ashwin, J. Buescu and I. Stewart, *Nonlinearity* **9**, 703 (1996).
- [22] Ott, E. and J. C. Sommerer, *Phys. Lett.* **188A**, 39 (1994).
- [23] Gupte, N. and R. E. Amritkar, *Phys. Rev.* **48E**, R1620 (1993).
- [24] Hunt, B. R. and E. Ott, *Phys. Rev. Lett.* **76**, 2254 (1996).

- [25] J. P. Crutchfield and N. H. Packard, "Symbolic dynamics of noisy chaos" *Physica* **7D**, 201 (1983).
- [26] *Ergodic theory, symbolic dynamics and hyperbolic spaces*, T. Bedford, M. Keane and C. Series eds. (Oxford, New York, 1992).
- [27] A. P. Joshua, "A study of the effects of dynamical noise on chaotic systems", Physics Honors Thesis, College of William and Mary, Williamsburg, VA (1995) unpublished.
- [28] A. Lasota and M. C. Mackey *Chaos, fractals and noise: stochastic aspects of dynamics*, (Springer-Verlag, New York, 1994).
- [29] E. Seneta, *Non-negative matrices and Markov chains*, 2nd edition, (Springer-Verlag, New York, 1981).
- [30] M. Bacharach, *Biproportional matrices and input-output change*, (Cambridge University Press, New York, 1970).