

ARMY RESEARCH LABORATORY



# Corrosion of Aluminum Substrates in Lithium-Ion Batteries

by Wishvender K. Behl and Edward J. Plichta

ARL-TR-1568

April 1998

**DTIC QUALITY INSPECTED 2**

**19980501 169**

Approved for public release; distribution unlimited.

The findings in this report are not to be construed as an official Department of the Army position unless so designated by other authorized documents.

Citation of manufacturer's or trade names does not constitute an official endorsement or approval of the use thereof.

Destroy this report when it is no longer needed. Do not return it to the originator.

# Army Research Laboratory

Adelphi, MD 20783-1197

---

ARL-TR-1568

April 1998

---

## Corrosion of Aluminum Substrates in Lithium-Ion Batteries

Wishvender K. Behl

Sensors and Electron Devices Directorate, ARL

Edward J. Plichta

CECOM

---

Approved for public release; distribution unlimited.

---

---

## Abstract

---

Controlled potential coulometry was used to investigate the stability of aluminum positive-electrode substrates of rechargeable lithium-ion batteries in solutions of lithium imide salt in ethylene carbonate-propylene carbonate-dimethyl carbonate (EC-PC-DMC) (20:20:60 vol.%). It was found that the protective surface film formed on aluminum in these solutions breaks down at potentials above 3.5 V during the charging of lithium-ion cells, resulting in the corrosion of aluminum substrates and the premature failure of these cells. It was also found that the use of lithium tetrafluoroborate ( $\text{LiBF}_4$ ) as an electrolyte additive prevents the breakdown of the protective film on aluminum substrates, thus preventing their corrosion at potentials above 3.5 V. In contrast to their behavior in the lithium imide solutions, the aluminum substrates were found to be quite stable in lithium methide electrolyte solutions and did not undergo any significant corrosion at potentials up to ~4.5 V compared to the lithium reference electrode.

## Contents

1. Introduction .....	3
2. Experimental Procedures .....	3
3. Results and Discussion .....	4
4. Conclusions .....	8
References .....	8
Distribution .....	9
Report Documentation Page .....	13

## Figures

1. Current-density/time plots obtained at various potentials of aluminum electrode in 1.0 mol lithium imide solution in EC-PC-DMC .....	5
2. Current-density/time plots obtained at various potentials of aluminum electrode in 1.0 mol lithium imide solution in EC-PC-DMC containing 0.2 mol $\text{LiBF}_4$ .....	5
3. Current-density/time plots obtained at various potentials at aluminum electrode in 1.0 mol lithium imide solution in EC-PC-DMC containing 0.5 mol $\text{LiBF}_4$ .....	6
4. Current-density/time plots obtained at various potentials of aluminum electrode in 1.0 mol lithium methide solution in EC-PC-DMC .....	7
5. Current densities versus potential plots of aluminum electrode in lithium imide electrolyte, lithium imide electrolyte containing 0.5 mol $\text{LiBF}_4$ , and lithium methide electrolyte .....	7

## 1. Introduction

Recently, considerable attention is being given to the choice of a stable, highly conducting, and environmentally friendly electrolyte for rechargeable lithium-ion batteries. Thus, solutions of lithium hexafluoroarsenate ( $\text{LiAsF}_6$ ) in organic solvents used as electrolytes for lithium-ion batteries are increasingly being replaced by solutions of lithium hexafluorophosphate ( $\text{LiPF}_6$ ) because of environmental pollution concerns. However, since  $\text{LiPF}_6$  solutions in organic solvents decompose at temperatures above  $68^\circ\text{C}$ , resulting in degradation of the electrolyte, it has been suggested that rechargeable lithium-ion cells should use electrolytes containing solutions of lithium imide salt [1-3],  $\text{LiN}(\text{CF}_3\text{SO}_2)_2$  (lithium bis(trifluoromethanesulfonyl)imide), in organic solvents. Their high conductivity and thermal stability make such solutions highly suitable as electrolytes for lithium-ion cells (in particular, solutions of lithium imide salt in ternary solvent consisting of mixtures of ethylene carbonate-propylene carbonate-dimethyl carbonate (20:20:60 vol.%)).

It has been found, however, that the aluminum positive-electrode substrates undergo severe corrosion in these solutions at potentials above about 3.5 V during charging operations. On repeated cycling, the aluminum positive-electrode substrates disintegrate, resulting in premature failure of the lithium-ion cells. Therefore, we investigated the corrosion of aluminum in electrolytes containing lithium imide or the newly proposed lithium methide (lithium tris(trifluoromethanesulfonyl)methide) [3-5] salt using the technique of controlled potential coulometry. We also investigated the use of lithium hexafluoroborate as an electrolyte additive for preventing the corrosion of aluminum at high anodic potentials during the charging process. The results are summarized in this report.

## 2. Experimental Procedures

Three lithium compounds were used as received: lithium imide ( $\text{LiN}(\text{CF}_3\text{SO}_2)_2$ , 3M Co.), lithium methide ( $\text{LiC}(\text{CF}_3\text{SO}_2)_3$ , Covalent Associates, Inc.), and lithium tetrafluoroborate ( $\text{LiBF}_4$ , Aldrich Chemical Co.). Three carbonate solvents were dried over molecular sieves before use: ethylene carbonate (EC), propylene carbonate (PC), and dimethyl carbonate (DMC) (all from Grant Chemicals). Lithium foil (Cypress-Foote Mineral Co.) packed over argon and aluminum wire (99.999-percent purity; Johnson Mathey, Alfa Chemicals) were also used as received. We prepared electrolyte solutions by dissolving a requisite amount of lithium imide or lithium methide salt in a ternary mixture of EC-PC-DMC (20:20:60 vol.%) inside an argon-filled dry box (Vacuum Atmosphere Co.).

A three-electrode system was used for all measurements. The reference and counter electrodes were both made from lithium foil pressed onto a nickel screen. The working electrode consisted of a 1-mm-diameter aluminum wire heat-sealed in shrinkable Teflon tubing, so that a 3.6-mm length of the wire was exposed to the solution.

We performed the controlled potential coulometry experiments using an EG&G PAR potentiostat/galvanostat (Model 273). The experiments were computer-controlled by the EG&G PAR Electrochemical Analysis Software (Model 270). All experiments were performed inside the argon-filled dry box, which had a moisture content less than 0.5 ppm.

### 3. Results and Discussion

Aluminum-metal foils are generally used as substrates for the positive electrode in rechargeable lithium-ion cells such as Li-C/lithium imide in EC-PC-DMC/LiCoO<sub>2</sub>. These cells are normally charged to a potential of 4.25 V during charging operations. The aluminum substrates have been found to undergo severe corrosion at the high anodic potentials encountered during the charging process, which results in their disintegration and causes premature failure of the lithium-ion cells.

The aluminum-wire electrodes were found to exhibit an initial potential of about 1.8 V compared to the lithium reference electrode when first introduced in a 1.0 mol solution of lithium imide salt in a ternary mixture of EC-PC-DMC (20:20:60 vol.%). However, this potential quickly increased to about 2.8 V. It appears that aluminum reacts with the lithium imide electrolyte, resulting in the formation of a thin film on the electrode surface, which causes the initial open-circuit potential to change from 1.8 to ~2.8 V.

The surface film formed on aluminum in these solutions protects the aluminum positive-electrode substrates from corrosion in fresh lithium-ion cells assembled in the discharged state. However, as the lithium-ion cells are charged, the protective film on the aluminum substrates breaks down at the high positive potentials encountered during the charging process, resulting in corrosion and disintegration of the aluminum substrates.

In order to study the corrosion of aluminum substrates in lithium imide solutions, we stepped the potential of the aluminum-wire electrode to more positive values for 300 s, and plotted the current response as a function of time. The aluminum-wire electrode was dipped in 1.0 mol lithium imide solutions in EC-PC-DMC (20:20:60 vol.%). Figure 1 presents the current-density/time plots at potentials of 3.25, 3.50, 3.75, 4.00, and 4.25 V. We see that at a potential of 3.25 V, the current quickly decreases to a small value, but at higher potentials, the current decreases initially and then begins to increase after ~100 ms. The increase in anodic current at potentials above 3.25 V may be due to the breakdown of the protective surface film on the aluminum electrode, which exposes fresh aluminum and results in its corrosion. The current-density/time plots presented in figure 1 confirm that the aluminum substrates are not stable in lithium imide electrolytes at potentials above ~3.5 V. Choe et al [6] have also recently reported that aluminum is oxidized at potentials below 4 V in polyacrylonitrile-based gel electrolytes containing lithium imide salt.

In order to prevent the corrosion of aluminum substrates at high anodic potentials during the charging of lithium-ion cells, we investigated the use of lithium tetrafluoroborate ( $\text{LiBF}_4$ ) as an electrolyte additive. Figure 2 shows the current-density/time plots obtained from aluminum-wire electrodes in 1.0 mol lithium imide solution in EC-PC-DMC (20:20:60 vol.%) containing 0.2 mol  $\text{LiBF}_4$ . We see that in lithium imide solutions containing 0.2 mol  $\text{LiBF}_4$ , the surface film on aluminum electrodes was somewhat stabilized and did not break down up to potentials of  $\sim 4.0$  V.

Figure 1. Current-density/time plots obtained at various potentials of aluminum electrode in 1.0 mol lithium imide solution in EC-PC-DMC (20:20:60 vol.%).

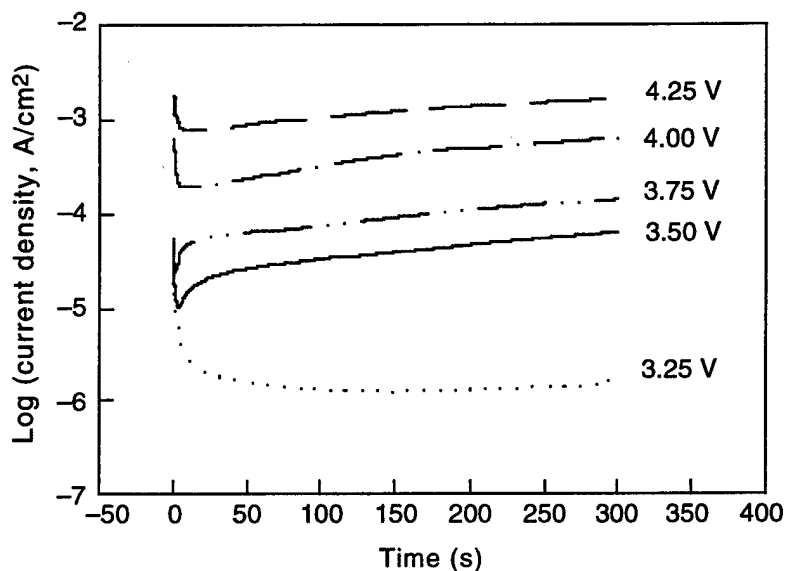
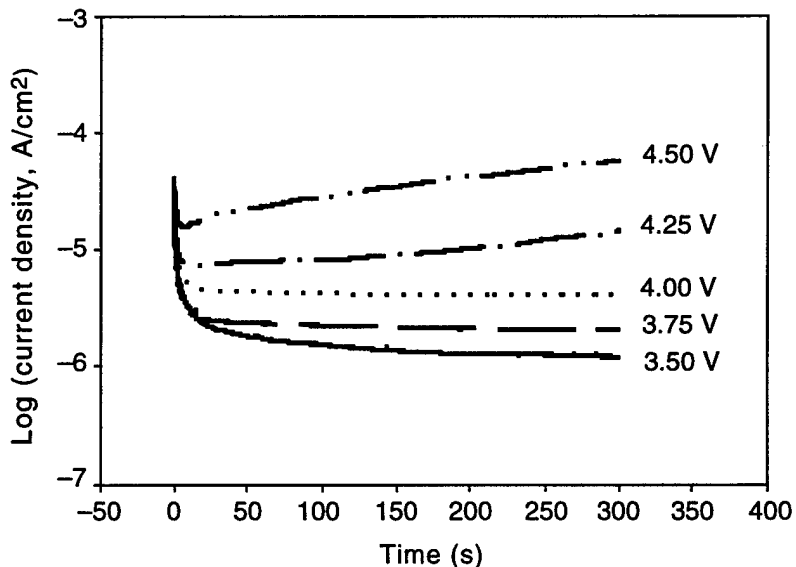


Figure 2. Current-density/time plots obtained at various potentials of aluminum electrode in 1.0 mol lithium imide solution in EC-PC-DMC (20:20:60 vol.%) containing 0.2 mol  $\text{LiBF}_4$ .



However, the current-density/time plots at higher potentials were similar to those obtained in lithium imide solutions without the  $\text{LiBF}_4$  additive, resulting in a breakdown of the surface film and an increase in the anodic current. In the next series of experiments, we gradually increased the  $\text{LiBF}_4$  concentration in lithium imide solutions and recorded the current-density/time plots at each concentration at various potentials. We found that the surface film on aluminum electrodes was completely stabilized in lithium imide solutions containing 0.5 mol  $\text{LiBF}_4$ , so that the current decreased asymptotically at all potentials up to 4.5 V, as shown in figure 3.

We also studied the corrosion of aluminum in solutions containing lithium methide salt, which has been recently proposed [3–5] as a stable and highly conducting salt for lithium-ion battery electrolytes. Figure 4 presents the current-density/time plots obtained at aluminum-wire electrodes in 1.0 mol solution of lithium methide in EC-PC-DMC (20:20:60 vol.%). The figure shows that at each applied potential between 3.5 and 4.5 V, the anodic current quickly falls to a steady-state value and, unlike the current in lithium imide solutions, does not show any increase at any potential. This indicates that the aluminum substrates are quite stable in lithium methide electrolyte solutions, and the protective surface film on the substrates would not break down at high anodic potentials during the charging of lithium-ion batteries.

In order to compare the stability of aluminum metal in various electrolyte solutions investigated in this study, we obtained the anodic current of aluminum wire electrodes at  $t = 200$  s from the current-time plots presented in figures 1 to 4, and plotted it as a function of the applied potential in figure 5.

Figure 3. Current-density/time plots obtained at various potentials at aluminum electrode in 1.0 mol lithium imide solution in EC-PC-DMC (20:20:60 vol.%) containing 0.5 mol  $\text{LiBF}_4$ .

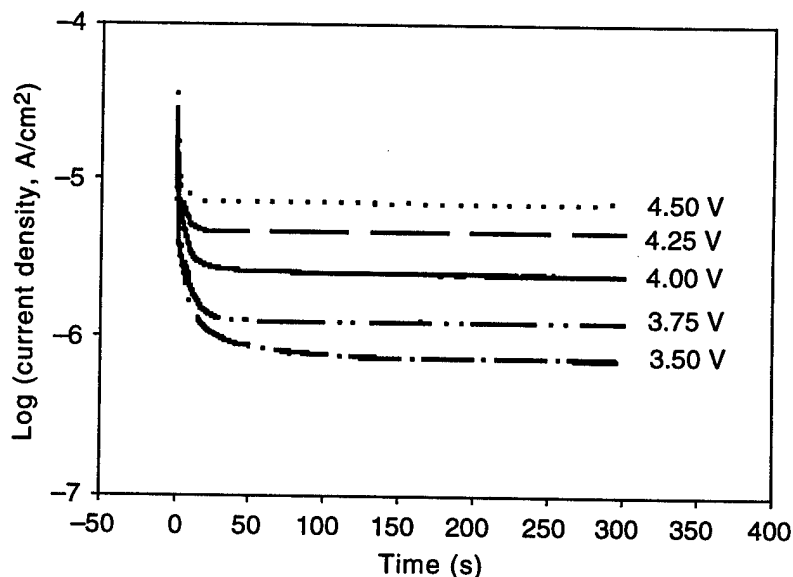


Figure 4. Current-density/time plots obtained at various potentials of aluminum electrode in 1.0 mol lithium methide solution in EC-PC-DMC (20:20:60 vol.%).

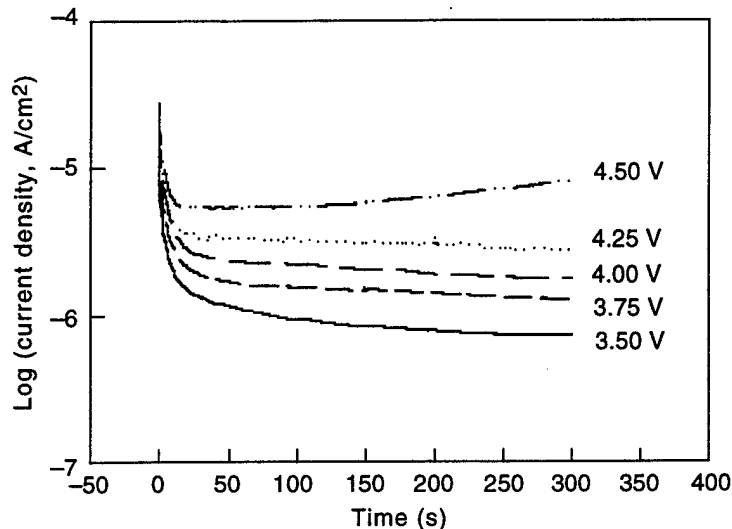


Figure 5. Current densities versus potential plots of aluminum electrode in lithium imide electrolyte, lithium imide electrolyte containing 0.5 mol  $\text{LiBF}_4$ , and lithium methide electrolyte. Current densities taken from current-density/time plots presented in figures 1 to 4 at  $t = 200$  s.

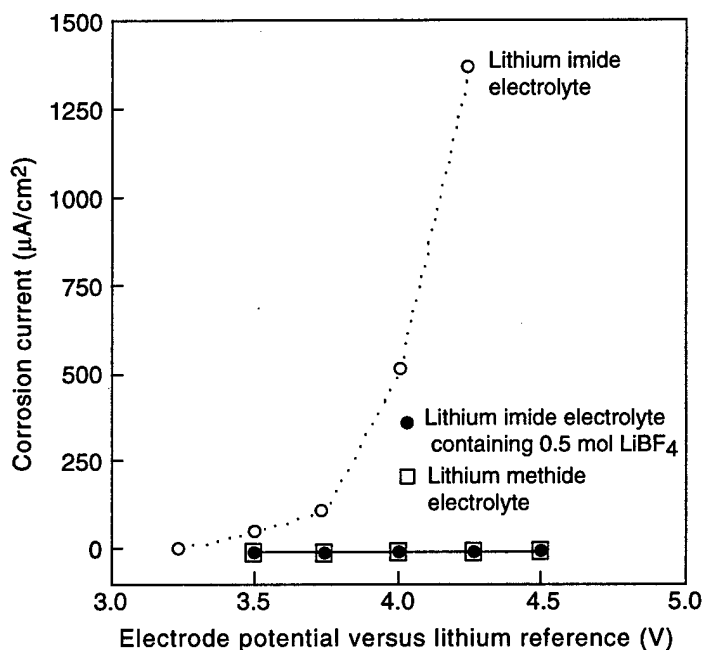


Figure 5 shows that the corrosion currents in lithium imide solutions increase drastically as the electrode potential is increased from 3.25 to 4.5 V, whereas no substantial increase in corrosion currents occurs in the lithium imide electrolyte solution containing 0.5 mol  $\text{LiBF}_4$  additive or in the lithium methide solution. The magnitude of the currents at  $t = 200$  s in lithium methide solutions was found to be of the same order as the currents in lithium imide solutions containing 0.5 mol  $\text{LiBF}_4$ . Thus, the corrosion of aluminum substrates for the positive electrodes in lithium ion cells at high anodic potentials can be prevented by the use of either lithium methide electrolyte or  $\text{LiBF}_4$  additive in lithium imide electrolyte.

## 4. Conclusions

The corrosion of aluminum substrates was studied in newly proposed lithium-ion battery electrolytes containing lithium imide and lithium methide salts. The aluminum metal was found to be quite stable in lithium methide electrolyte solutions, but it was found to undergo corrosion at potentials above ~3.5 V in electrolytes containing lithium imide salt. It was shown that the corrosion of aluminum substrates at high anodic potentials during the charging process in electrolytes containing lithium imide salts can be prevented by the use of  $\text{LiBF}_4$  electrolyte additive.

## References

1. A. Weber, "Conductivity and viscosity of solutions of  $\text{LiCF}_3\text{SO}_3$ ,  $\text{Li}(\text{CF}_3\text{SO}_2)_2\text{N}$ , and their mixtures," *J. Electrochem. Soc.* **138** (1991), 2586.
2. J. T. Dudley, D. P. Wilkinson, G. Thomas, R. LeVae, S. Woo, H. Blom, C. Hovarth, M. W. Juzkow, B. Denis, P. Juric, P. Aghakian, and J. R. Dahn, "Conductivity of electrolytes for rechargeable lithium batteries," *J. Power Sources* **35** (1991), 59.
3. L. A. Dominey, V. R. Koch, and T. J. Blakley, "Thermally stable lithium salts for polymer electrolytes," *Electrochem. Acta* **37** (1992), 1551.
4. F. Croce, A. D'Aprano, C. Nanjundiah, V. R. Koch, C. W. Walker, Jr., and M. Salomon, "Conductance of solutions of lithium tris(tri-fluoromethane-sulfonyl)methide in water, acetonitrile, propylene carbonate, N,N-dimethylformamide, and nitromethane at 25 °C," *J. Electrochem. Soc.* **143** (1996), 154.
5. C. W. Walker, Jr., J. D. Cox, and M. Salomon, "Conductivity and electrochemical stability of electrolytes containing organic solvent mixtures with lithium tris(trifluoromethane sulfonyl)methide," *J. Electrochem. Soc.* **143** (1996), L 80.
6. H. S. Choe, B. G. Carroll, D. M. Pasquariello, and K. M. Abraham, "Characterization of some polyacrylonitrile-based electrolytes," *Chem. Mater.* **9** (1997), 368.

## Distribution

Admnstr  
Defns Techl Info Ctr  
Attn DTIC-OCP  
8725 John J Kingman Rd Ste 0944  
FT Belvoir VA 22060-6218

Ofc of the Dir Rsrch and Engrg  
Attn R Menz  
Pentagon Rm 3E1089  
Washington DC 20301-3080

Ofc of the Secy of Defns  
Attn ODDRE (R&AT) G Singley  
Attn ODDRE (R&AT) S Gontarek  
The Pentagon  
Washington DC 20301-3080

OSD  
Attn OUSD(A&T)/ODDDR&E(R) R Tru  
Washington DC 20301-7100

Advry Grp on Elect Devices  
Attn Documents (2 copies)  
Crystal Sq 4 1745 Jefferson Davis Hwy Ste 500  
Arlington VA 22202

Commander  
Army Materiel Cmnd  
Attn AMCDE-SC  
5001 Eisenhower Ave  
Alexandria VA 22333-0001

CECOM  
Attn PM GPS COL S Young  
FT Monmouth NJ 07703

CECOM Night Vsn/Elect Sensors Dirctr  
Attn AMSEL-RD-NV-D  
FT Belvoir VA 22060-5806

Commander  
CECOM R&D  
Attn AMSEL-IM-BM-I-L-R Techl Lib  
Attn AMSEL-IM-BM-I-L-R Stinfo Ofc  
(3 copies)  
FT Monmouth NJ 07703-5703

CECOM RDEC Elect System Div Dir  
Attn J Niemela  
FT Monmouth NJ 07703

CECOM  
Sp & Terrestrial Commctn Div  
Attn AMSEL-RD-ST-MC-M H Soicher  
FT Monmouth NJ 07703-5203

Deputy for Sci & Techlgy  
Attn Ofc, Asst Sec Army (R&D)  
Washington DC 30210

Dir ARL Battlefield Envir Dirctr  
Attn AMSRL-BE  
White Sands Missile Range NM 88002-5501

Dpty Assist Secy for Rsrch & Techl  
Attn SARD-TR R Chait  
The Pentagon Rm 3E476  
Washington DC 20301-0103

Hdqtrs  
Attn DAMA-ARZ-D F D Verderame  
Washington DC 20310

Hdqtrs Dept of the Army  
Attn DAMO-FDT D Schmidt  
400 Army Pentagon Rm 3C514  
Washington DC 20301-0460

MICOM RDEC  
Attn AMSMI-RD W C McCorkle  
Redstone Arsenal AL 35898-5240

US Army Avn Rsrch, Dev, & Engrg Ctr  
Attn T L House  
4300 Goodfellow Blvd  
St Louis MO 63120-1798

US Army CECOM Rsrch, Dev, & Engrg  
Attn R F Giordano  
FT Monmouth NJ 07703-5201

US Army Edgewood Rsrch, Dev, & Engrg Ctr  
Attn SCBRD-TD J Vervier  
Aberdeen Proving Ground MD 21010-5423

US Army Info Sys Engrg Cmnd  
Attn ASQB-OTD F Jenia  
FT Huachuca AZ 85613-5300

US Army Materiel Sys Analysis Agency  
Attn AMXSU-D J McCarthy  
Aberdeen Proving Ground MD 21005-5071

## Distribution

US Army Matl Cmnd  
Dpty CG for RDE Hdqtrs  
Attn AMCRD BG Beauchamp  
5001 Eisenhower Ave  
Alexandria VA 22333-0001

US Army Matl Cmnd  
Prin Dpty for Acquisition Hdqtrs  
Attn AMCDCG-A D Adams  
5001 Eisenhower Ave  
Alexandria VA 22333-0001

US Army Matl Cmnd  
Prin Dpty for Techlgy Hdqtrs  
Attn AMCDCG-T M Fisette  
5001 Eisenhower Ave  
Alexandria VA 22333-0001

US Army Natick Rsrch, Dev, & Engrg Ctr  
Acting Techl Dir  
Attn SSCNC-T P Brandler  
Natick MA 01760-5002

US Army Rsrch Ofc  
Attn G Iafrate  
4300 S Miami Blvd  
Research Triangle Park NC 27709

US Army Rsrch Ofc  
Attn AMXRO-ICA B Mann  
PO Box 12211  
Research Triangle Park NC 27709-2211

US Army Simulation, Train, & Instrmntn  
Cmnd  
Attn J Stahl  
12350 Research Parkway  
Orlando FL 32826-3726

US Army Tank-Automtv & Armaments Cmnd  
Attn AMSTA-AR-TD C Spinelli  
Bldg 1  
Picatinny Arsenal NJ 07806-5000

US Army Tank-Automtv Cmnd Rsrch, Dev, &  
Engrg Ctr  
Attn AMSTA-TA J Chapin  
Warren MI 48397-5000

US Army Test & Eval Cmnd  
Attn R G Pollard III  
Aberdeen Proving Ground MD 21005-5055

US Army Train & Doctrine Cmnd  
Battle Lab Integration & Techl Dirctr  
Attn ATCD-B J A Klevecz  
FT Monroe VA 23651-5850

US Military Academy  
Dept of Mathematical Sci  
Attn MAJ D Engen  
West Point NY 10996

Nav Rsrch lab  
Attn Code 2627  
Washington DC 20375-5000

Nav Surface Warfare Ctr  
Attn Code B07 J Pennella  
17320 Dahlgren Rd Bldg 1470 Rm 1101  
Dahlgren VA 22448-5100

GPS Joint Prog Ofc Dir  
Attn COL J Clay  
2435 Vela Way Ste 1613  
Los Angeles AFB CA 90245-5500

Marine Corps Liaison Ofc  
Attn AMSEL-LN-MC  
FT Monmouth NJ 07703-5033

USAF Rome Lab Tech  
Attn Corridor W Ste 262 RL SUL  
26 Electr Pkwy Bldg 106  
Griffiss AFB NY 13441-4514

DARPA  
Attn B Kaspar  
Attn L Stotts  
3701 N Fairfax Dr  
Arlington VA 22203-1714

ARL Electromag Group  
Attn Campus Mail Code F0250 A Tucker  
University of Texas  
Austin TX 78712

## Distribution

Dir for MANPRINT  
Ofc of the Deputy Chief of Staff for Prsnl  
Attn J Hiller  
The Pentagon Rm 2C733  
Washington DC 20301-0300

Palisades Instit for Rsrch Svc Inc  
Attn E Carr  
1745 Jefferson Davis Hwy Ste 500  
Arlington VA 22202-3402

Dir ARL Sensors, Signatures, Signal & Info  
prcsg Dirctr (S3I)  
Attn AMSRL-SS  
Adelphi MD 20783-1197

US Army Rsrch Lab  
Attn AMSRL-CI-LL Techl Lib (3 copies)  
Attn AMSRL-CS-AL-TA Mail & Records  
Mgmt  
Attn AMSRL-CS-AL-TP Techl Pub (3 copies)  
Attn AMSRL-DD COL T A Dunn  
Attn AMSRL-SE-DC W Behl (25 copies)  
Adelphi MD 20783-1197

REPORT DOCUMENTATION PAGE			Form Approved OMB No. 0704-0188	
Public reporting burden for this collection of information is estimated to average 1 hour per response, including the time for reviewing instructions, searching existing data sources, gathering and maintaining the data needed, and completing and reviewing the collection of information. Send comments regarding this burden estimate or any other aspect of this collection of information, including suggestions for reducing this burden, to Washington Headquarters Services, Directorate for Information Operations and Reports, 1215 Jefferson Davis Highway, Suite 1204, Arlington, VA 22202-4302, and to the Office of Management and Budget, Paperwork Reduction Project (0704-0188), Washington, DC 20503.				
1. AGENCY USE ONLY (Leave blank)		2. REPORT DATE April 1998	3. REPORT TYPE AND DATES COVERED Progress, from July 1996 to June 1997	
4. TITLE AND SUBTITLE Corrosion of Aluminum Substrates in Lithium-Ion Batteries			5. FUNDING NUMBERS DA PR: AH47 PE: 61102.H47	
6. AUTHOR(S) Wishvender K. Behl (ARL) and Edward J. Plichta (CECOM)				
7. PERFORMING ORGANIZATION NAME(S) AND ADDRESS(ES) U.S. Army Research Laboratory Attn: AMSRL-SE-DC (wbehl@arl.mil) 2800 Powder Mill Road Adelphi, MD 20783-1197			8. PERFORMING ORGANIZATION REPORT NUMBER ARL-TR-1568	
9. SPONSORING/MONITORING AGENCY NAME(S) AND ADDRESS(ES) U.S. Army Research Laboratory 2800 Powder Mill Road Adelphi, MD 20783-1197			10. SPONSORING/MONITORING AGENCY REPORT NUMBER	
11. SUPPLEMENTARY NOTES ARL PR: 7NENV1				
12a. DISTRIBUTION/AVAILABILITY STATEMENT Approved for public release; distribution unlimited.			12b. DISTRIBUTION CODE	
13. ABSTRACT (Maximum 200 words)  Controlled potential coulometry was used to investigate the stability of aluminum positive-electrode substrates of rechargeable lithium-ion batteries in solutions of lithium imide salt in ethylene carbonate-propylene carbonate-dimethyl carbonate (EC-PC-DMC) (20:20:60 vol.%). It was found that the protective surface film formed on aluminum in these solutions breaks down at potentials above 3.5 V during the charging of lithium-ion cells, resulting in the corrosion of aluminum substrates and the premature failure of these cells. It was also found that the use of lithium tetrafluoroborate (LiBF <sub>4</sub> ) as an electrolyte additive prevents the breakdown of the protective film on aluminum substrates, thus preventing their corrosion at potentials above 3.5 V. In contrast to their behavior in the lithium imide solutions, the aluminum substrates were found to be quite stable in lithium methide electrolyte solutions and did not undergo any significant corrosion at potentials up to ~4.5 V compared to the lithium reference electrode.				
14. SUBJECT TERMS Lithium imide, lithium methide			15. NUMBER OF PAGES 16	
			16. PRICE CODE	
17. SECURITY CLASSIFICATION OF REPORT Unclassified	18. SECURITY CLASSIFICATION OF THIS PAGE Unclassified	19. SECURITY CLASSIFICATION OF ABSTRACT Unclassified	20. LIMITATION OF ABSTRACT UL	