




100 CONTRACTORS

RECEIVING THE LARGEST DOLLAR VOLUME OF PRIME CONTRACT AWARDS FOR RDT&E

Fiscal Year 1997



19980918 068

DISTRIBUTION STATEMENT A

Approved for public release;
Distribution Unlimited

DTIC QUALITY INSPECTED

OSD
E
N
I
-
N
G
I
-
O
N
I
E
A
D
O
C
E
R
-
W
E
N
N
W
E
A
-
U
N



DIRECTORATE FOR INFORMATION
OPERATIONS AND REPORTS (DIOR)

**100 CONTRACTORS RECEIVING THE
LARGEST DOLLAR VOLUME OF PRIME
CONTRACT AWARDS FOR RESEARCH,
DEVELOPMENT, TEST, AND EVALUATION**

FISCAL YEAR 1997

*Department of Defense
Washington Headquarters Services
Directorate for Information
Operations and Reports*

~~For sale by the Superintendent of Documents
U.S. Government Printing Office
Washington, DC 20402-9371
Telephone: (202) 512-1800~~

DTIC/NTIS identification number for this publication is DIOR/P02-97.

FOREWORD

100 Contractors Receiving the Largest Dollar Volume of Prime Contract Awards for Research, Development, Test, and Evaluation (RDT&E) is published annually. This report provides information on the 100 contractors that received the largest dollar volume in Department of Defense prime contract awards over \$25,000 for RDT&E. These data are presented in four tables showing:

1. An alphabetical listing of the top 100 companies;
2. The net value of awards to business firms operating in the United States;
3. The net value of awards to educational and other nonprofit institutions operating in the United States; and
4. The net value of awards to foreign contractors.

IMPORTANT - PLEASE NOTE:

This is the last printed edition of the ***100 Companies Receiving the Largest Volume of Prime Contract Awards for Research, Development, Test, and Evaluation (RDT&E)*** publication. In accordance with the November 1997 Defense Reform Initiative to move to paper-free business operations, future editions of this publication will only be available through the Internet. All tables of the publication will be posted on the DIOR web site on an annual basis and available for "print on demand" by the users. The DIOR web site address for locating this publication is: <http://web1.whs.osd.mil/diorcat.htm>.

TABLE OF CONTENTS

Introduction 1

Tables:

Table 1. Alphabetical Listing of the Top 100 DoD Prime Contractors
for Research, Development, Test, and Evaluation Work: FY 1997 7

Table 2. Net Value of DoD Prime Contract Awards Over \$25,000 for RDT&E
to U.S. Business Firms: FY 1997 9

Table 3. Net Value of DoD Prime Contract Awards Over \$25,000 for RDT&E
to U.S. Educational and Nonprofit Institutions: FY 1997 15

Table 4. Net Value of DoD Prime Contract Awards Over \$25,000 for RDT&E
to Foreign Contractors: FY 1997 17

INTRODUCTION

This report presents summary data on the 100 prime contractors receiving the largest dollar volume in Department of Defense (DoD) awards over \$25,000 for research, development, test, and evaluation (RDT&E) work during fiscal year (FY) 1997. RDT&E work can include research (basic and applied) and development (exploratory, advanced, engineering, operational systems, or management and support services). Full definitions for each of these categories are provided in Section 235.001 of the Defense Federal Acquisition Regulation Supplement.

These data rank each corporation according to its relative standing. The order of ranking is based on the net value of each contractor's RDT&E awards. Beginning in FY 1994, the contractors have been ranked by the parent company vs. subsidiaries or divisions of the company as in past issues of this publication. For example, figures for General Motors Corporation include awards to Hughes Aircraft Company and Hughes Missile Systems Company. Also, classification of a company as foreign is based on the parent company. Beginning in FY 1996, only the top 100 contractors are listed in this publication.

When percentages are used for dollar amounts they are based on whole dollars. Table 1, page 7, lists the 100 contractors in alphabetical order, displays the order of ranking for each, and shows how each has been categorized for reporting purposes. The categories are business firm (B), foreign contractor (F), and nonprofit institution (N). Table 2, page 9, shows the net value of awards to U.S. business firms. Those firms which qualify as small businesses are further identified by an "S." The net value of awards to each of the firm's reported locations is also provided. Tables 3 and 4, on pages 15 and 17, respectively, provide the net value of awards to U.S. educational and other nonprofit institutions and foreign contractors. As in Table 1, contractors in Tables 2 through 4 are shown by order of ranking, with their total awards indicated by an asterisk (*). The value of awards to each of the contractor's reported locations is also shown for these tables.

NOTES ON COVERAGE

The dollar amounts shown here include prime contract awards over \$25,000 for RDT&E work only. Data on awards for other services, such as training, and on any supplies furnished by the contractors in support of research being done are excluded. The locations shown in the tables are the places where the work was to be performed. Normally, this is a facility of the concern awarded the contract. However, if the work was scheduled to be performed at a Defense facility, such as an Air Force base, the location shown may be that of the Defense agency rather than the contractor.

DATA RELATING TO COMPANIES IN THIS PUBLICATION ARE SUBJECT TO THE ACCURACY OF THE FEDERAL PROCUREMENT DATA SYSTEM CONTRACTOR ESTABLISHMENT CODE AND ITS ABILITY TO DESCRIBE RELATIONSHIPS OF COMPANIES.

HIGHLIGHTS

The following table shows the net value and percentage distribution of all RDT&E awards, RDT&E awards to the top 100 companies, and all other RDT&E awards for FY 1997.

Department of Defense Prime Contract Awards Over \$25,000

Fiscal Year 1997

TYPE OF CONTRACTOR	RDT&E								
	TOTAL			TOP 100			ALL OTHER		
	No.	Awards (\$000)	% of Total \$	No.	Awards (\$000)	% of Total \$	No.	Awards	% of Total \$
RDT&E - Total	3,137	19,855,844	100	100	16,884,146	100	3,037	2,971,698	100
Business Firms	2,712	17,366,673	87	76	14,817,345	88	2,636	2,549,328	86
Small	1,744	2,074,968	10	16	597,677	4	1,728	1,477,291	50
Large	968	15,291,705	77	60	14,219,669	84	908	1,072,036	36
Educational & Nonprofit	258	2,237,143	11	21	1,913,468	11	237	323,675	11
Educational	199	984,328	5	9	765,788	5	190	218,540	7
Nonprofit	59	1,252,815	6	12	1,147,680	7	47	105,135	4
U.S. Government Agencies	21	16,141	*	0	0	*	21	16,141	1
Foreign	146	235,888	1	3	153,333	1	143	82,555	3

*LESS THAN 0.5 PERCENT

NOTE: TOTALS MAY NOT ADD DUE TO ROUNDING.

Based on the percentage of total awards, the distribution of FY 1997 awards varies moderately from that in FY 1996. In FY 1997, the top 100 contractors included 76 U.S. business firms (16 of which were small businesses); 21 educational and nonprofit institutions; and 3 foreign contractors. In FY 1996, the top 100 consisted of 76 U.S. business firms (20 were small businesses); 20 educational and nonprofit institutions; and 4 foreign contractors.

The top 100 RDT&E contractors received awards totaling \$16.9 billion in FY 1997, compared to \$17.2 billion in FY 1996, a decrease of \$0.3 billion, or 1.9 percent. The \$16.9 billion represents 85 percent of the \$19.9 billion total prime contract awards over \$25,000 for RDT&E work in FY 1997.

In addition to the top 100 contractors, there were 3,037 other contractors for which RDT&E procurement actions over \$25,000 were reported, for a total of 3,137 contractors in FY 1997. In FY 1996, the total number of contractors in this category was 2,965.

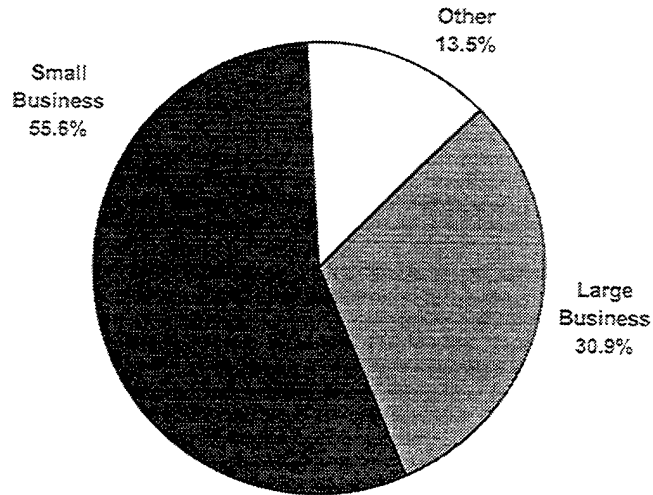
Of the 26 contractors with RDT&E awards of \$100 million or more in FY 1997, 21 were business firms and 5 were educational and other nonprofit institutions. These 26 contractors had a total of \$13.9 billion in RDT&E awards. In FY 1996, there were 28 contractors who reached the \$100 million plateau, with awards totaling \$14.4 billion. Of these 28 contractors, 23 were business firms and 5 were educational and other nonprofit institutions. The amount of awards for this \$100 million group decreased by \$406 million, or 2.8 percent, between FY 1996 and 1997.

The charts on page 4 display a breakout of types of contractors as a percentage of the total contractors receiving RDT&E awards; and then as a percentage of the top 100 contractors. The first chart shows that within the category of all RDT&E awards, small business represents the largest share, or 55.6 percent; followed by large business, 30.9 percent; and other entities, 13.5 percent. The second chart reflects that within the category of only the top 100 RDT&E contractors, large business has the greatest share, 60 percent; followed by other entities, 24 percent; and small business, 16 percent.

Both charts on page 4 show the number of firms with their associated percentages, not the percentage of dollars.

TOTAL CONTRACTORS RECEIVING RDT&E AWARDS

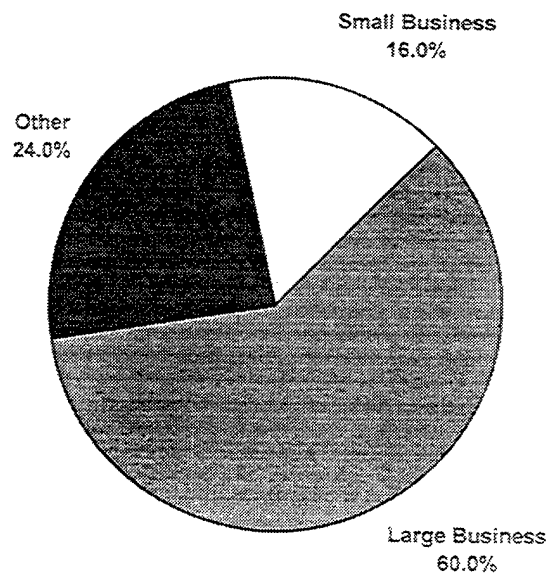
Fiscal Year 1997



TOTAL NUMBER OF FIRMS = 3,137

TOP 100 CONTRACTORS - RDT&E

Fiscal Year 1997

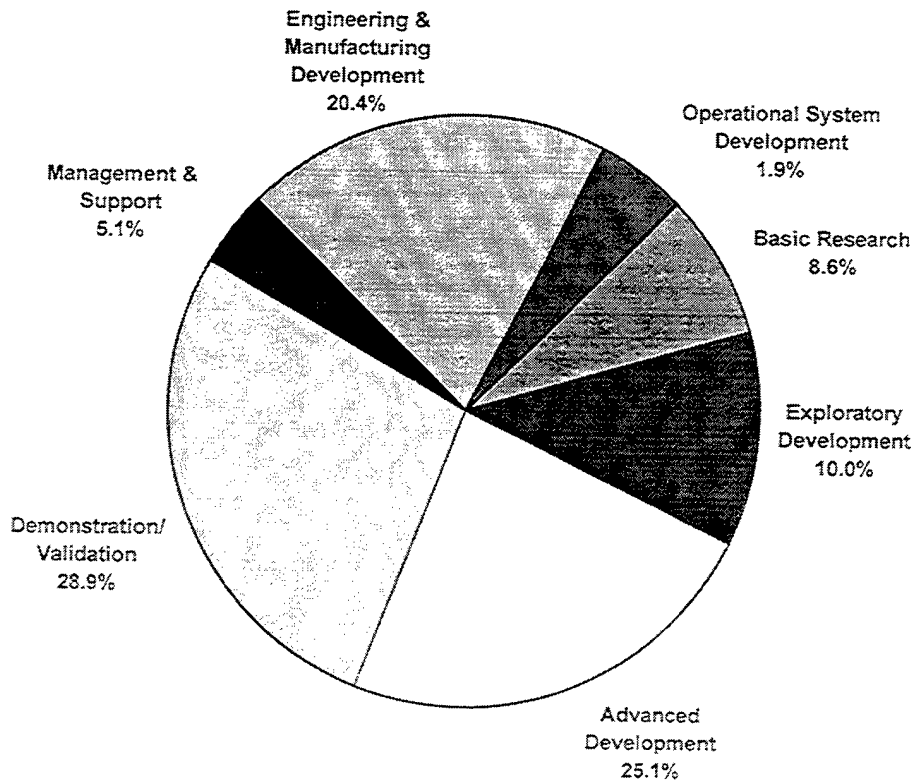


The following table shows the type of RDT&E work the contractors were engaged in and the net value and percentage distribution of all awards for each of these types in FY 1997. Demonstration/Validation accounted for the largest share (28.9 percent) of RDT&E awards, followed by Advanced Development (25.1 percent) and Engineering & Manufacturing Development (20.4 percent).

TYPE	AWARDS (\$000)	PERCENT OF TOTAL
RDT&E - TOTAL	\$19,855,844	100.0
Basic Research	1,704,110	8.6
Exploratory Development	1,983,453	10.0
Advanced Development	4,979,537	25.1
Demonstration/Validation	5,743,594	28.9
Engineering & Manufacturing Development	4,065,846	20.4
Management & Support	1,005,461	5.1
Operational System Development	373,842	1.9

DOLLAR AWARDS BY TYPE OF RDT&E WORK

Fiscal Year 1997



The final table below shows the net value and percentage distribution of all RDT&E awards by type of program. Within the RDT&E contracts, the largest volume of awards was for the research, development, test, or evaluation in the Aircraft and Missile & Space Systems program areas. In FY 1997, a combined total of \$9.21 billion, or 46.4 percent of all RDT&E awards over \$25,000, was for work connected with these programs.

PROGRAM	AWARDS (\$000)	PERCENT OF TOTAL
RDT&E - TOTAL	\$19,855,844	100.0
Missile & Space Systems	4,904,298	24.7
Electronics & Communication Equipment	3,589,441	18.1
Aircraft	4,309,710	21.7
Services	3,899,795	19.6
Ships	667,265	3.4
Ammunition	293,460	1.5
Weapons	579,733	2.9
Tank-Automotive	418,486	2.1
All Other	1,193,656	6.0

DOLLAR AWARDS BY TYPE OF PROGRAM

Fiscal Year 1997

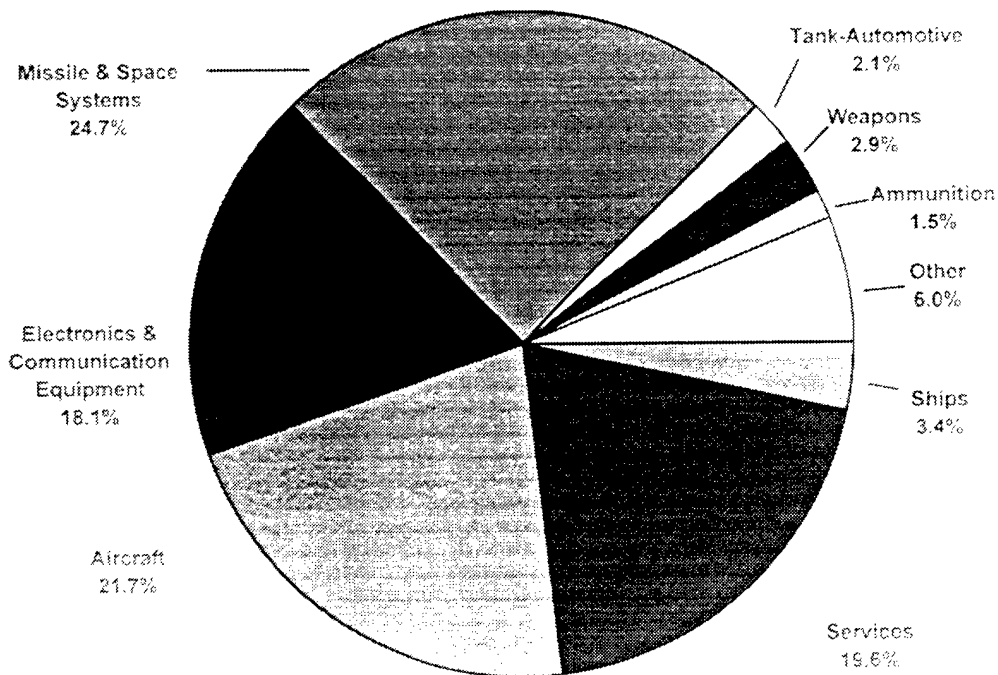


Table 1. Alphabetical Listing of the Top 100 DOD Prime Contractors for Research, Development, Test, and Evaluation Work: FY 1997

RANK	*	CONTRACTOR	RANK	*	CONTRACTOR
84	B	ADVANCED COMMUNICATIONS SYSTEM	100	B	LAWRENCE ASSOCIATES INC
13	N	AEROSPACE CORPORATION, THE	32	B	LITTON INDUSTRIES, INC
37	B	AGES GROUP, A LIMITED PARTNERS	1	B	LOCKHEED MARTIN CORPORATION
36	B	ALLEGHENY TELEDYNE INCORPORATE	29	B	LOGICON INC
30	B	ALLIANT TECHSYSTEMS INC	67	N	LOGISTICS MANAGEMENT INSTITUTE
52	B	ALLIEDSIGNAL INC	85	B	MARVIN ENGINEERING CO, INC
89	B	AMERICAN MANAGEMENT SYSTEMS, I	10	N	MASSACHUSETTS INSTITUTE OF TEC
82	B	AMTEC CORPORATION	86	B	MAXWELL TECHNOLOGIES, INC
45	B	ANALYSIS & TECHNOLOGY, INC.	71	B	MEVATEC CORPORATION
63	N	ANALYTIC SERVICES INC	60	B	MISSION RESEARCH CORPORATION
73	B	APPLIED RESEARCH ASSOCIATES, I	14	N	MITRE CORPORATION, THE
70	B	ASSURANCE TECHNOLOGY CORP	62	B	MOTOROLA, INC
72	B	BALL CORPORATION	21	B	NICHOLS RESEARCH CORPORATION
53	N	BATTELLE MEMORIAL INSTITUTE IN	3	B	NORTHROP GRUMMAN CORPORATION
34	B	BDM INTERNATIONAL INC	35	B	ORBITAL SCIENCES CORPORATION
2	B	BOEING COMPANY, THE INC	97	B	PACIFIC SIERRA RESEARCH CORPORA
65	B	BOEING SIKORSKY AIRCRAFT SUPPO	77	N	PENNSYLVANIA STATE UNIVERSITY
19	B	BOEING SIKORSKY COMANCHE TEAM	39	B	PRIMARK CORPORATION
66	B	BOOZ ALLEN & HAMILTON INC	47	B	PRIMEX TECHNOLOGIES, INC
78	B	BTG, INC.	50	N	RAND CORPORATION
46	N	CARNEGIE MELLON UNIVERSITY	4	B	RAYTHEON COMPANY INC
80	B	CAS INC	27	B	ROCKWELL INTERNATIONAL CORPORA
41	B	CBS CORPORATION	96	F	ROLLS-ROYCE PLC
58	B	CHRYSLER TECHNOLOGIES AIRBORNE	83	B	SCHAFFER CORPORATION
56	N	CNA CORPORATION	42	B	SCIENCE AND APPLIED TECHNOLOGY
61	B	COLSA CORPORATION	12	B	SCIENCE APPLICATIONS INTERNATI
16	B	COMPUTER SCIENCES CORPORATION	57	B	SPARTA INC
33	N	CONCURRENT TECHNOLOGIES CORPORA	44	N	SUMITOMO RUBBER INDUSTRIES LTD
28	B	CORDANT TECHNOLOGIES INC	22	B	SVERDRUP CORPORATION, THE
75	B	CUBIC CORPORATION	64	B	SYSTEMS MANAGEMENT AND ACCOUNT
20	N	DRAPER, CHARLES STARK LABORATO	98	B	SYSTEMS RESEARCH LABORATORIES
99	B	DYNCORP	87	B	TEC-MASTERS INC
55	B	DYNETICS INC	88	B	TECNICO CORPORATION
69	B	EER SYSTEMS, INC	15	B	TEXAS INSTRUMENTS INCORPORATED
17	B	FMC CORPORATION	95	B	TEXAS INSTRUMENTS/MARTIN MARIE
24	B	GENCORP INC.	6	B	TEXTRON INC
5	B	GENERAL DYNAMICS CORPORATION	26	F	THE GENERAL ELECTRIC CO. PLC
11	B	GENERAL ELECTRIC COMPANY INC	48	B	THERMO ELECTRON CORPORATION
8	B	GENERAL MOTORS CORPORATION	25	B	TRACOR, INC
59	B	GEO-CENTERS INC	7	B	TRW INC
94	N	GEORGIA TECH RESEARCH CORPORAT	23	B	UNITED DEFENSE
38	B	GTE CORPORATION	9	B	UNITED TECHNOLOGIES CORPORATIO
68	B	HARRIS CORPORATION	74	N	UNIVERSITY OF CALIFORNIA
54	B	HONEYWELL INC	90	N	UNIVERSITY OF DAYTON INC, THE
49	N	I I T RESEARCH INSTITUTE INC	76	N	UNIVERSITY OF MINNESOTA INC
31	B	INSTITUTE FOR DEFENSE AND DISA	81	N	UNIVERSITY OF SOUTHERN CALIFOR
40	B	ITT INDUSTRIES, INC	43	N	UNIVERSITY OF TEXAS SYSTEM
91	B	JAYMARK, INC	92	B	VEDA INTERNATIONAL INC
18	N	JOHNS HOPKINS UNIVERSITY INC	79	B	VIASAT, INC
51	B	KAMAN CORPORATION	93	F	WALES-WEAPON SYSTEMS ENGINEERI

* B = Business Firm
 F = Foreign Contractor
 N = Nonprofit Institution

**Table 2. Net Value of DOD Prime Contract Awards Over \$25,000
for RDT&E to U.S. Business Firms: FY 1997**

Rank	Name of Contractor Location of Work	Thousands of Dollars	Rank	Name of Contractor Location of Work	Thousands of Dollars
1	LOCKHEED MARTIN CORPORATION	4,092,318 *	2	BOEING COMPANY, THE INC	1,567,321 *
	Huntsville Alabama	29,099		Huntsville Alabama	18,576
	Litchfield Park Arizona	3,002		Mesa Arizona	34,046
	Luke AFB Arizona	2,544		Anaheim California	152,290
	Burbank California	60		Canoga Park California	69,050
	Glendale California	26,783		Downey California	182,353
	Menlo Park California	200		Huntington Beach California	166,875
	Newport Beach California	19,462		Long Beach California	60,492
	North Gardena California	44		Los Angeles California	47,355
	Palmdale California	31,231		San Diego California	4,149
	Palmdale PF/II California	112,133		Santa Ana California	25
	Palo Alto California	16,911		Santa Barbara California	11,445
	Parkway Plaza California	50		Seal Beach California	951
	Pomona California	363-		Thousand Oaks California	782
	Sacramento California	4,219		Fort Walton Beach Florida	52,287
	San Diego California	765		Patrick AFB Florida	2,324
	Santa Margarita California	4,930		Duluth Georgia	7,428
	Sunnyvale California	620,519		Wichita Kansas	19,219
	Colorado Springs Colorado	6,055		Berkeley Missouri	279
	Denver Colorado	766,760		St. Louis Missouri	365,936
	Littleton Colorado	73,309		Tulsa Oklahoma	5
	Washington D.C.	4,650		Philadelphia Pennsylvania	1,499
	Orlando Florida	208,488		Kent Washington	10,273
	Panama City Florida	859		Seattle Washington	359,680
	Panama City Beach Florida	2,303	3	NORTHROP GRUMMAN CORPORATION	1,323,854 *
	Riviera Beach Florida	920		El Segundo California	5,780
	Marietta Georgia	1,530,433		Hawthorne California	83,487
	Baltimore Maryland	190		Pico Rivera California	13,783
	Gaithersburg Maryland	2,920		Point Mugu California	1,302
	Burlington Massachusetts	1,259		Sunnyvale California	38,186
	Cambridge Massachusetts	3,443		Norwalk Connecticut	1,369
	Lexington Massachusetts	4,297		Big Cypress National Florida	4,289
	Pittsfield Massachusetts	381-		Melbourne Florida	939,110
	Woburn Massachusetts	2,611		Saint Augustine Florida	5,782
	Eagan Minnesota	5,680		Rolling Meadows Illinois	17,469
	St. Paul Minnesota	1,261		Annapolis Maryland	31,668
	Manchester New Hampshire	2,592		Baltimore Maryland	25,672
	Nashua New Hampshire	97,377		Linthicum Maryland	5,036
	Camden New Jersey	1,468		Linthicum Heights Maryland	634
	Cherry Hill New Jersey	1,143		Clines Corners New Mexico	532
	Hightstown New Jersey	63		Bethpage New York	94,785
	Moorestown New Jersey	11,085		Melville New York	4,156
	Tinton Falls New Jersey	12,176		Albucinnati Ohio	34,683
	Albuquerque New Mexico	7,803		Cleveland Ohio	15,554
	White Sands Msl Rge New Mexico	1,934		Pittsburgh Pennsylvania	280
	Great Neck New York	1,295		Springfield Virginia	296
	Oswego New York	50	4	RAYTHEON COMPANY INC	725,382 *
	Owego New York	65,714		Gakona Alaska	3,700
	Owego (Town of) New York	99		Blue Canon California	4,424-
	Syosset New York	21,144		Goleta California	20,506
	Syracuse New York	27,107		Los Angeles California	17,875
	Wheatfield New York	160		Washington D.C.	4,973
	Akron Ohio	50,986		Saint Petersburg Florida	78,769
	Bamford Pennsylvania	185		Tampa Florida	6,375
	Frazer Pennsylvania	500		Tropicanna Mobile Ma Florida	243
	King of Prussia Pennsylvania	214-		Andover Massachusetts	394
	Philadelphia Pennsylvania	68,427		Bedford Massachusetts	160,071
	Abercrombie Texas	200		Boston Massachusetts	2,564
	Austin Texas	8,152		Burlington Massachusetts	292
	Dallas Texas	2,380		Hanscom AFB Massachusetts	4,827
	Dallas-Fort Worth Re Texas	1,004		Marlboro Massachusetts	8,943
	East Columbia Texas	464		Marlborough Massachusetts	26,274
	Fort Worth Texas	16,223		Reading Massachusetts	50
	Grand Prairie Texas	58,976		Sudbury Massachusetts	4,104
	Dugway Proving Grd Utah	4,749		Tewksbury Massachusetts	14,470
	Salt Lake City Utah	37,738		Tewksbury Center Massachusetts	195
	Burlington Vermont	116		Wayland Massachusetts	78,973
	Shelburne Vermont	100		West Andover Massachusetts	4,294
	Chantilly Virginia	7,698		Madison Mississippi	1,881
	Dahlgren Virginia	5,072		Kirtland AFB New Mexico	37
	Manassas Virginia	90,896		State College Pennsylvania	740
	Reston Virginia	1,982		Portsmouth Rhode Island	19,873
	Yona Marshall I	1,172-		Dallas Texas	50,411

- = Minus Amount (Cancellations Exceed New Awards)
S = Small Business

**Table 2. Net Value of DOD Prime Contract Awards Over \$25,000
for RDT&E to U.S. Business Firms: FY 1997**

Rank	Name of Contractor Location of Work	Thousands of Dollars	Rank	Name of Contractor Location of Work	Thousands of Dollars
	RAYTHEON COMPANY INC (Cont)			GENERAL MOTORS CORPORATION (Cont)	
	Greenville Texas	77,850		Dahlgren Virginia	81
	Falls Church Virginia	4,773		Berndon Virginia	5,553
	Yona Marshall I	132,350		Reston Virginia	7,342
5	GENERAL DYNAMICS CORPORATION	589,483 *		Mukilteo Washington	630
	Groton Connecticut	460,069	9	UNITED TECHNOLOGIES CORPORATIO	430,343 *
	Pittsfield Massachusetts	8,062		Huntsville Alabama	2,160
	Muskegon Michigan	1,178		San Jose California	785
	Sterling Heights Michigan	65,750		East Hartford Connecticut	3,160
	Warren Michigan	5,436		South Windsor Connecticut	819
	Burlington Vermont	1,182		Stratford Connecticut	6,537
	Woodbridge Virginia	47,806		Windsor Locks Connecticut	35
6	TEXTRON INC	566,768 *		West Bay Florida	550
	Maui (County) Hawaii	2,203		West Palm Beach Florida	415,427
	New Orleans Louisiana	6,329		Kirtland AFB New Mexico	870
	Everett Massachusetts	2,167	11	GENERAL ELECTRIC COMPANY INC	365,286 *
	Wilmington Massachusetts	19,392		Lynn Massachusetts	87,217
	Fort Worth Texas	535,286		Schenectady New York	5,150
	Hurst Texas	1,392		Cincinnati Ohio	271,657
7	TRW INC	555,831 *		Evendale Ohio	889
	Carson California	103,218		Philadelphia Pennsylvania	129
	Redondo Beach California	295,678		UNITED ARA	242
	San Bernardino California	990	12	SCIENCE APPLICATIONS INTERNATI	363,514 *
	San Diego California	6,197		Huntsville Alabama	34,395
	Sunnyvale California	99		Tucson Arizona	3,385
	Washington D.C.	1,025		San Diego California	128,815
	Orlando Florida	14,954		Torrance California	39,354
	Bellevue Nebraska	59		Washington D.C.	420
	Princeton New Jersey	978		Orlando Florida	1,908
	Albuquerque New Mexico	30-		Patrick AFB Florida	7,144
	White Sands Msl Rge New Mexico	1,778		Marietta Georgia	339
	Beavercreek Ohio	3,982		Abingdon Maryland	787
	Arlington Virginia	7,448		Wilmington Massachusetts	2,989
	Fairfax Virginia	16,019		Albuquerque New Mexico	14,623
	Rosslyn Virginia	103,436		Dayton Ohio	9,124
8	GENERAL MOTORS CORPORATION	525,305 *		Newport Rhode Island	35
	Huntsville Alabama	16,894		Arlington Virginia	17,232
	Mesa Arizona	14,419		Falls Church Virginia	4,008
	Tucson Arizona	69,245		McLean Virginia	64,773
	Buena Park California	19,484		Newington Virginia	10,661
	Canoga Park California	76,829		Oak Ridge Virginia	385
	China Lake NWC California	1,298		Vienna Virginia	23,061
	Edwards AFB California	4,479		Virginia Beach Virginia	50
	El Segundo California	66,886		McLean West Virginia	25
	Fullerton California	23,085	15	TEXAS INSTRUMENTS INCORPORATED	232,978 *
	Goleta California	9,760		Mountain View California	771
	Irvine California	1,670		San Jose California	3,368
	Long Beach California	5,663		San Leandro California	875
	Los Angeles California	38,232		New London Connecticut	199
	Malibu California	6,591		Dallas Texas	44,375
	Malibu Beach California	158		Dallas-Fort Worth Re Texas	2,989
	Rancho Cucamonga California	2,445		Lewisville Texas	113,710
	San Diego California	6,372		McKinney Texas	62,814
	Sunnyvale California	58,511		Plano Texas	3,876
	Sylmar California	1,341	16	COMPUTER SCIENCES CORPORATION	207,237 *
	Torrance California	538		Huntsville Alabama	1,452
	Danbury Connecticut	11,144		San Diego California	9,171
	Fort Wayne Indiana	35,341		Washington D.C.	577
	Indianapolis Indiana	6,642		Fort Knox Kentucky	30
	Lanham Maryland	404		Patuxent River NAS Maryland	649
	Hanscom AFB Massachusetts	5,102		Fort Monmouth New Jersey	1,892
	Lexington Massachusetts	227		Moorestown New Jersey	24,545
	Detroit Michigan	66		Albuquerque New Mexico	73-
	Hopkins Minnesota	89		Holloman AFB New Mexico	42-
	White Sands Msl Rge New Mexico	1,060		Arnold AFB Tennessee	89,322
	Binghamton New York	13,315		Richardson Texas	4,155
	Rome New York	196		Dahlgren Virginia	15,943
	Montague North Carolina	608		East Hampton Virginia	500
	Middletown Rhode Island	65-		Falls Church Virginia	55,564
	Arlington Texas	7,534		Fredericksburg Virginia	3,551
	Arlington Virginia	6,137			

- = Minus Amount (Cancellations Exceed New Awards)

S = Small Business

**Table 2. Net Value of DOD Prime Contract Awards Over \$25,000
for RDT&E to U.S. Business Firms: FY 1997**

Rank	Name of Contractor	Location of Work	Thousands of Dollars	Rank	Name of Contractor	Location of Work	Thousands of Dollars
17	FMC CORPORATION	Minneapolis Minnesota	180,201 *	29	LOGICON INC	Los Angeles California	81,908 *
			180,201			Marina del Ray California	2,399
19	BOEING SIKORSKY COMANCHE TEAM	Trumbull Connecticut	167,849 *			San Diego California	25,090
		Philadelphia Pennsylvania	215			San Pedro California	2,606
			167,634			Torrance California	20,950
21	NICHOLS RESEARCH CORPORATION	Huntsville Alabama	147,955 *			Colorado Springs Colorado	339
		Cape Canaveral AFS Florida	139,507			Washington D.C.	27
		Carderock Springs Maryland	3,865			Winter Park Florida	74
		Wakefield Massachusetts	648			Albuquerque New Mexico	137
		Vicksburg Mississippi	184			Kirtland AFB New Mexico	2,159
		Arlington Virginia	61			Wright Patterson AFB Ohio	5,952
		Clearbrook Virginia	3,300			Middletown Rhode Island	11,593
		Fairfax Virginia	90			Naval USC Rhode Island	195
			300			Arlington Virginia	70
22	SVERDRUP CORPORATION, THE	Beavercreek Ohio	129,940 *			Dahlgren Virginia	7,743
		Arnold AFB Tennessee	1,947			Falls Church Virginia	422
			127,993			GERMANY	427
23	UNITED DEFENSE	Anniston Alabama	124,612 *	30	ALLIANT TECHSYSTEMS INC	Clearwater Florida	72,415 *
		Santa Clara California	3,553			Annapolis Maryland	12,600
		Orlando Florida	86,764			Edina Minnesota	195
		Minneapolis-St. Paul Minnesota	94			Hope (Township of) Minnesota	14,784
		Chambersburg Pennsylvania	65			Hopkins Minnesota	3,500
		York Pennsylvania	671			Minneapolis Minnesota	32,660
			33,464			New Brighton Minnesota	121
24	GENCORP INC.	Azusa California	123,639 *			Horsham Pennsylvania	3,906
		Rancho Cordova California	101,240			Middletown Rhode Island	987
		Sacramento California	3,407			Toone (CCD) Tennessee	62
		Jonesboro Tennessee	18,686			McGregor Texas	93
			306			Magna Utah	405
25	TRACOR, INC	China Lake NWC California	121,797 *			Mukilteo Washington	2,631-
		Point Mugu California	40			Poulsbo Washington	4,493
		San Diego California	241			Rocket Center West Virginia	317
		San Ramon California	21,185	31	INSITUTE FOR DEFENSE AND DISA	Alexandria Virginia	70,010 *
		New London Connecticut	2,914				70,010
		Eglin AFB Florida	390	32	LITTON INDUSTRIES, INC	Agoura Hills California	69,205 *
		Bayview Idaho	2,408			El Segundo California	862
		Rockville Maryland	2,341			Goleta California	407
		Silver Spring Maryland	10,392			Sacramento California	576
		Rome New York	67			San Carlos California	197
		Lansdale Pennsylvania	2,453			San Diego California	393
		Middletown Rhode Island	438			San Francisco California	1,809
		Austin Texas	321			San Jose California	466
		Arlington Virginia	30,462			Van Nuys California	54-
		Dahlgren Virginia	5,372			Woodland Hills California	79
		Reston Virginia	7,836			Woodland California	21,741
			34,934			Washington D.C.	1,264
27	ROCKWELL INTERNATIONAL CORPORA	Thousand Oaks California	99,157 *			Apopka Florida	350
		Fort Walton Beach Florida	10,214			Orange Blossom Florida	9,710
		Patrick AFB Florida	1,116-			Orlando Florida	629
		Duluth Georgia	1,585			College Park Maryland	7,561
		Puunene Hawaii	1,009			Pascagoula Mississippi	851
		Cedar Rapids Iowa	9,980			Bellevue Nebraska	30-
		Wichita Kansas	66,254			Williamsport Pennsylvania	5,468
		Albuquerque New Mexico	379			Salt Lake City Utah	1,000
		Kirtland AFB New Mexico	114			Alexandria Virginia	30
		Richardson Texas	6,603			Dahlgren Virginia	38
			4,136			McLean Virginia	4,945
28	CORDANT TECHNOLOGIES INC	Saint Petersburg Florida	90,178 *			Newport News Virginia	9,898
		Cherry Hill Maryland	79,596			Reston Virginia	916
		Elkton Maryland	66-	34	BDM INTERNATIONAL INC	Huntsville Alabama	64,577 *
		Brigham City Utah	2,007			Washington D.C.	1,038
			8,641			Tyndall AFB Florida	1,598
						Albuquerque New Mexico	47
						Arlington Virginia	14,628
						Lake Terrace Virginia	314
						McLean Virginia	161
						AUSTRIA	46,552
							31

- = Minus Amount (Cancellations Exceed New Awards)
S =Small Business

**Table 2. Net Value of DOD Prime Contract Awards Over \$25,000
for RDT&E to U.S. Business Firms: FY 1997**

Rank	Name of Contractor Location of Work	Thousands of Dollars	Rank	Name of Contractor Location of Work	Thousands of Dollars
	BDM INTERNATIONAL INC (Cont) GERMANY	208	45	ANALYSIS & TECHNOLOGY, INC. Mystic Connecticut	55,270 *
35	ORBITAL SCIENCES CORPORATION Chandler Arizona	64,140 *		New London Connecticut	9,446
	Tempe Arizona	16,049		New London Naval Und Connecticut	422
	Washington D.C.	382		North Stonington Connecticut	684
	Germantown Maryland	17,271		Panama City Beach Florida	14,705
	Fairfax Virginia	1,292		Bethesda Maryland	5,288
	Greenbriar Virginia	28,444		Rockville Maryland	8,303
	McLean Virginia	375		Newport Rhode Island	13,351
		328		Arlington Virginia	2,643
36	ALLEGHENY TELEDYNE INCORPORATE Huntsville Alabama	64,022 *	47	PRIMEX TECHNOLOGIES, INC S Downey California	50,479 *
	La Fetra California	63,294		San Leandro California	1,936
	San Diego California	232		Saint Petersburg Florida	16,463
	Toledo Ohio	242		Marion Illinois	458
	Alexandria Virginia	96		Redmond Washington	31,273
		159			349
37	AGES GROUP, A LIMITED PARTNERS Boca Raton Florida	63,889 *	48	THERMO ELECTRON CORPORATION S Huntsville Alabama	50,156 *
		63,889		San Diego California	6,185
38	GTE CORPORATION Mountain View California	63,631 *		San Jose California	4,676
	San Diego California	2,158		Orlando Florida	174
	Thousand Oaks California	145		Fairfax Virginia	33,595
	Rockville Maryland	536		Madison Wisconsin	2,831
	Cambridge Massachusetts	348		Middleton Wisconsin	117
	Cambridgeport Massachusetts	28,860		Johnston Atoll U.S. Minor	97
	Needham Heights Massachusetts	628	51	KAMAN CORPORATION S Huntsville Alabama	46,031 *
	Taunton Massachusetts	12,309		Colorado Springs Colorado	333
	Waltham Massachusetts	14,793		Bloomfield Connecticut	27,900
	Naval USC Rhode Island	1,016		Washington D.C.	1,550
	Newport Rhode Island	299		Burlington Massachusetts	11,724
	Arlington Virginia	693		Hudson Massachusetts	105
	Fairfax Virginia	1,638		Albuquerque New Mexico	1,046
	Yona Marshall I	178		Utica New York	5,567
		31		Boalsburg Pennsylvania	1,318
39	PRIMARK CORPORATION Huntsville Alabama	60,603 *		McLean Virginia	802
	Fort Walton Beach Florida	43			4,314-
	Orlando Florida	4,146	52	ALLIEDSIGNAL INC Phoenix Arizona	46,016 *
	Reading Florida	6,838		Tempe Arizona	1,314
	New Hartford New York	2,197		Sylmar California	299
	Dayton Ohio	32,442		Torrance California	690
	Fairborn Ohio	659		Stratford Connecticut	285
	Brooks AFB Texas	30-		Washington D.C.	8,529
	Reston Virginia	121-		South Bend Indiana	12,410
	Roslyn Virginia	4,930		Baltimore Maryland	250-
		1,797		Columbia Maryland	107
		7,702		Towson Estates Maryland	12,656
40	ITT INDUSTRIES, INC Los Angeles California	60,359 *		Morristown New Jersey	79
	Van Nuys California	10,187		Teterboro New Jersey	3,162
	Eglin AFB Florida	208		Albuquerque New Mexico	3,353
	Fort Wayne Indiana	257		Petersburg Virginia	2,958
	Clifton New Jersey	17,002		Redmond Washington	42
	Nutley New Jersey	28,467			382
	Roanoke Virginia	4,007	54	HONEYWELL INC Glendale Arizona	44,904 *
		231		Phoenix Arizona	253
41	CBS CORPORATION Baltimore Maryland	59,175 *		Colorado Springs Colorado	2,079
	Baltimore-Washington Maryland	52,236		Clearwater Florida	29
	Linthicum Maryland	362		Saint Petersburg Florida	7,017
	Cleveland Ohio	1,800		Bloomington Minnesota	1,146
	Pittsburgh Pennsylvania	524		Minneapolis Minnesota	1,097
	Plaza Heights Pennsylvania	4,225		Plymouth Minnesota	14,548
		28		Albuquerque New Mexico	7,314
42	SCIENCE AND APPLIED TECHNOLOGY S San Diego California	58,102 *	55	DYNETICS INC S Huntsville Alabama	43,981 *
		58,102		Fort Walton Beach Florida	43,821
					160

- = Minus Amount (Cancellations Exceed New Awards)
S = Small Business

**Table 2. Net Value of DOD Prime Contract Awards Over \$25,000
for RDT&E to U.S. Business Firms: FY 1997**

Rank	Name of Contractor	Location of Work	Thousands of Dollars	Rank	Name of Contractor	Location of Work	Thousands of Dollars
57	SPARTA INC			70	ASSURANCE TECHNOLOGY CORP		
	Huntsville	Alabama	42,511 *		Carlisle	Massachusetts	28,603 *
	Edwards AFB	California	14,666		Alexandria	Virginia	15,334
	Laguna Hills	California	6,057				13,268
	San Diego	California	11,850	71	MEVATEC CORPORATION		
	Orlando	Florida	431		Huntsville	Alabama	28,198 *
	Lexington	Massachusetts	150		Eglin AFB	Florida	25,235
	Arlington	Virginia	291		Vicksburg	Mississippi	1,123
	McLean	Virginia	8,901				1,840
			164	72	BALL CORPORATION		
58	CHRYSLER TECHNOLOGIES AIRBORNE		40,196 *		San Diego	California	27,268 *
	Waco-Madison Cooper	Texas	40,196		Broomfield	Colorado	3,477
59	GEO-CENTERS INC		37,904 *		Westminster	Colorado	298
	Scottsdale	Arizona	1,353		Boulder	Colorado	865
	Downey	California	621		Kirtland AFB	New Mexico	21,893
	Washington	D.C.	6,604				734
	Aberdeen Prov Grnd	Maryland	801	73	APPLIED RESEARCH ASSOCIATES, I		
	Hunt Valley	Maryland	1,900		Littleton	Colorado	26,941 *
	Natick R & D Center	Massachusetts	428		Tyndall AFB	Florida	49
	Newton Center	Massachusetts	17,088		Albuquerque	New Mexico	13,408
	Wilmington	Massachusetts	935		Raleigh	North Carolina	13,103
	Hopkins	Minnesota	1,700				380
	Eatontown	New Jersey	150	75	CUBIC CORPORATION		
	Mesilla Park	New Mexico	175		San Diego	California	26,276 *
	Johnstown	Pennsylvania	6,150				26,276
60	MISSION RESEARCH CORPORATION		37,828 *	78	BTG, INC.		
	Anaheim	California	826		Fairfax	Virginia	24,579 *
	Costa Mesa	California	90		Vienna	Virginia	69
	San Dimas	California	10,246				24,511
	Santa Barbara	California	16,945	79	VIASAT, INC		
	Colorado Springs	Colorado	60		Carlsbad	California	23,718 *
	Valparaiso	Florida	97		Acton	Massachusetts	23,618
	Patuxent River NAS	Maryland	375				100
	Nashua	New Hampshire	2,410	80	CAS INC		
	Albuquerque	New Mexico	5,996		Huntsville	Alabama	23,324 *
	Dayton	Ohio	190				23,324
	Newington	Virginia	594	82	AMTEC CORPORATION		
61	COLSA CORPORATION		36,785 *		Huntsville	Alabama	23,054 *
	Huntsville	Alabama	36,785	83	SCHAFFER CORPORATION		
62	MOTOROLA, INC		36,014 *		Highlands	Colorado	22,550 *
	Scottsdale	Arizona	35,371		Chelmsford	Massachusetts	90
	Tempe	Arizona	643				22,460
64	SYSTEMS MANAGEMENT AND ACCOUNT		32,212 *	84	ADVANCED COMMUNICATIONS SYSTEM		
	Akron	Ohio	32,212		San Diego	California	21,853 *
65	BOEING SIKORSKY AIRCRAFT SUPPO		31,607 *		Alexandria	Virginia	1,811
	Clarksville	Tennessee	31,607		Fairfax	Virginia	11,156
66	BOOZ ALLEN & HAMILTON INC		31,294 *				8,885
	Huntsville	Alabama	1,263	85	MARVIN ENGINEERING CO, INC		
	Washington	D.C.	706		Los Angeles	California	21,099 *
	Fort Monmouth	New Jersey	1,897				21,099
	Arlington	Virginia	9,007	86	MAXWELL TECHNOLOGIES, INC		
	McLean	Virginia	12,856		La Jolla	California	20,642 *
	Vienna	Virginia	5,565		San Diego	California	485
68	HARRIS CORPORATION		29,490 *		Albuquerque	New Mexico	13,090
	Jacksonville	Florida	9,378		Reston	Virginia	6,232
	Melbourne	Florida	10,789				835
	Palm Bay	Florida	4,227	87	TEC-MASTERS INC		
	Rochester	New York	2,357		Huntsville	Alabama	20,498 *
	Alexandria	Virginia	2,739				20,498
69	EER SYSTEMS, INC		29,030 *	88	TECNICO CORPORATION		
	Huntsville	Alabama	9,653		Boston	Massachusetts	20,441 *
	Ridgecrest	California	18,382		Chesapeake	Virginia	105
	Vienna	Virginia	994		Chesapeake	West Virginia	17,958
							2,378
				89	AMERICAN MANAGEMENT SYSTEMS, I		
					Washington	D.C.	20,043 *
					Fairfax	Virginia	218
							19,826
				91	JAYMARK, INC		
					San Diego	California	19,769 *
					Santa Barbara	California	11,756
					Colorado Springs	Colorado	29
					Washington	D.C.	2,172
					Fairborn	Ohio	50
							174

- = Minus Amount (Cancellations Exceed New Awards)
S = Small Business

**Table 2. Net Value of DOD Prime Contract Awards Over \$25,000
for RDT&E to U.S. Business Firms: FY 1997**

Rank	Name of Contractor Location of Work	Thousands of Dollars	Rank	Name of Contractor Location of Work	Thousands of Dollars
	JAYMARK, INC (Cont) Vienna Virginia	5,588			
92	VEDA INTERNATIONAL INC Point Mugu California San Diego California Orlando Florida Dayton Ohio Warminster Pennsylvania Alexandria Virginia	19,602 * 1,801 248 2,705 12,952 891 1,005			
95	TEXAS INSTRUMENTS/MARTIN MARIE Dallas Texas Lewisville Texas	19,109 * 274 18,834			
97	PACIFIC SIERRA RESEARCH CORPOR Huntsville Alabama Blanchard California Los Angeles California San Diego California Santa Monica California Santa Monica Canyon California Victory North Carolina Arlington Virginia	19,029 * 3,358 144 682 95 8,062 557 250 5,881			
98	SYSTEMS RESEARCH LABORATORIES S Dayton Ohio Wright Patterson AFB Ohio Brooks AFB Texas San Antonio Texas	18,940 * 4,286 12,538 1,866 250			
99	DYNACORP Mountain View California Mount View California Washington D.C. Rockville Maryland Albuquerque New Mexico White Sands Msl Rge New Mexico Alexandria Virginia	18,623 * 1,982 275 339 96- 59- 13,476 2,706			
100	LAWRENCE ASSOCIATES INC Dayton Ohio	18,494 * 18,494			
	TOTAL	14,817,345			

- = Minus Amount (Cancellations Exceed New Awards)
S = Small Business

Table 3. Net Value of DOD Prime Contract Awards Over \$25,000 for RDT&E to U.S. Educational and Nonprofit Institutions: FY 1997

Rank	Name of Contractor Location of Work	Thousands of Dollars	Rank	Name of Contractor Location of Work	Thousands of Dollars	
10	MASSACHUSETTS INSTITUTE OF TEC Cambridge Cambridge A Lexington	365,981 * 4,431 2,369 359,181		BATTELLE MEMORIAL INSTITUTE IN Catonsville Chevy Chase Whiteford Boston Detroit Minneapolis Sauk Rapids Piscataway Princeton Junction Las Cruces Brooklyn Poestenkill Troy Fayetteville Research Triangle PK Raleigh Akron Cincinnati Columbus Scranton University Park Wilkes-Barre Knoxville Austin San Antonio Waco Alexandria Arlington Charlottesville Fairfax Station Falls Church Leesburg Vienna Richland Seattle Casper	Maryland Maryland Maryland Massachusetts Michigan Minnesota Minnesota New Jersey New Jersey New Mexico New York New York New York North Carolina North Carolina North Carolina Ohio Ohio Ohio Ohio Pennsylvania Pennsylvania Pennsylvania Pennsylvania Tennessee Texas Texas Texas Texas Virginia Virginia Virginia Virginia Virginia Virginia Virginia Washington Washington Wyoming	35 27 31 87 53 66 116 29 92 90 69 29 26 133 50 99 36 41 37,672 70 88 36 76 65 167 1,757 81 40 91 34 38 152 32 2,325 207 53
13	AEROSPACE CORPORATION, THE El Segundo	297,682 * 297,682				
14	MITRE CORPORATION, THE Bedford McLean Reston	295,047 * 123,679 169,051 2,317				
18	JOHNS HOPKINS UNIVERSITY INC Baltimore Laurel	169,426 * 1,993 167,434				
20	DRAPER, CHARLES STARK LABORATO Cambridge Cambridge A	161,013 * 147,560 13,453				
33	CONCURTEC TECHNOLOGIES CORP Johnstown	68,575 * 68,575				
43	UNIVERSITY OF TEXAS SYSTEM Arlington Houston Richardson San Antonio Austin	57,341 * 2,561 1,422 30 50 53,278				
44	SUMITOMO RUBBER INDUSTRIES LTD Huntsville Menlo Park Los Angeles Atlanta Princeton	56,146 * 106 30,755 788 350 24,147				
46	CARNEGIE MELLON UNIVERSITY Champaign Urbana Cambridge Pittsburgh University Park Riverside	51,450 * 359 482 9,922 39,707 333 648				
49	I I T RESEARCH INSTITUTE INC Chicago Rome Reston	46,828 * 45,064 464 1,300				
50	RAND CORPORATION Blanchard Santa Monica	46,371 * 20,625 25,746				
53	BATTELLE MEMORIAL INSTITUTE IN Madison Berkeley Monterey Yorba Linda Aurora Denver Waterford Newark Washington Orlando Oviedo Tallahassee Marietta Honolulu Carbondale West Lafayette Louisville Baltimore Bel Air	45,813 * 39 53 55 73 77 236 92 47 137 42 44 70 49 99 257 47 139 124 40				
56	CNA CORPORATION Alexandria	43,916 * 43,916				
63	ANALYTIC SERVICES INC Arlington	35,871 * 35,871				
67	LOGISTICS MANAGEMENT INSTITUTE Bethesda	30,981 * 30,981				
74	UNIVERSITY OF CALIFORNIA Berkeley Davis Irvine La Jolla Los Angeles Riverside San Francisco Santa Barbara Santa Cruz Vienna	26,887 * 8,399 1,397 1,025 7,160 5,793 73 654 1,217 1,109 60				
76	UNIVERSITY OF MINNESOTA INC Minneapolis University	25,960 * 25,393 567				
77	PENNSYLVANIA STATE UNIVERSITY State College University Park	25,734 * 25,317 418				
81	UNIVERSITY OF SOUTHERN CALIFOR Los Angeles Los Angeles AF Sta. San Diego University Park	23,216 * 14,266 6,936 1,000 1,014				

- = Minus Amount (Cancellations Exceed New Awards)

**Table 3. Net Value of DOD Prime Contract Awards Over \$25,000
for RDT&E to U.S. Educational and Nonprofit Institutions: FY 1997**

Rank	Name of Contractor Location of Work	Thousands of Dollars	Rank	Name of Contractor Location of Work	Thousands of Dollars
90	UNIVERSITY OF DAYTON INC , THE Dayton Ohio Dayton Municipal Air Ohio	19,793 * 17,256 2,537			
94	GEORGIA TECH RESEARCH CORPORAT Bayville Delaware Atlanta Georgia Carlisle Barracks Pennsylvania	19,436 * 200 19,176 60			
	TOTAL	1,913,468			

- = Minus Amount (Cancellations Exceed New Awards)

