

AD _____

AWARD NUMBER DAMD17-96-1-6017

TITLE: Breast Cancer: Treatment, Outcomes, and
Cost-Effectiveness

PRINCIPAL INVESTIGATOR: Mark B. McClellan, M.D.

CONTRACTING ORGANIZATION: National Bureau of Economic Research
Cambridge, Massachusetts 02138

REPORT DATE: June 1998

TYPE OF REPORT: Annual

PREPARED FOR: Commander
U.S. Army Medical Research and Materiel Command
Fort Detrick, Maryland 21702-5012

DISTRIBUTION STATEMENT: Approved for public release;
distribution unlimited

The views, opinions and/or findings contained in this report are those of the author(s) and should not be construed as an official Department of the Army position, policy or decision unless so designated by other documentation.

INTIG QUALITY INSPECTED 1

REPORT DOCUMENTATION PAGE

Form Approved
OMB No. 0704-0188

Public reporting burden for this collection of information is estimated to average 1 hour per response, including the time for reviewing instructions, searching existing data sources, gathering and maintaining the data needed, and completing and reviewing the collection of information. Send comments regarding this burden estimate or any other aspect of this collection of information, including suggestions for reducing this burden, to Washington Headquarters Services, Directorate for Information Operations and Reports, 1215 Jefferson Davis Highway, Suite 1204, Arlington, VA 22202-4302, and to the Office of Management and Budget, Paperwork Reduction Project (0704-0188), Washington, DC 20503.

1. AGENCY USE ONLY <i>(Leave blank)</i>	2. REPORT DATE June 1998	3. REPORT TYPE AND DATES COVERED Annual (1 Jun 97 - 31 May 98)
4. TITLE AND SUBTITLE Breast Cancer: Treatment, Outcomes, and Cost-Effectiveness		5. FUNDING NUMBERS DAMD17-96-1-6017
6. AUTHOR(S) Mark B. McClellan, M.D.		
7. PERFORMING ORGANIZATION NAME(S) AND ADDRESS(ES) National Bureau of Economic Research Cambridge, Massachusetts 02138		8. PERFORMING ORGANIZATION REPORT NUMBER
9. SPONSORING / MONITORING AGENCY NAME(S) AND ADDRESS(ES) U.S. Army Medical Research and Materiel Command Fort Detrick, Maryland 21702-5012		10. SPONSORING / MONITORING AGENCY REPORT NUMBER
11. SUPPLEMENTARY NOTES		
12a. DISTRIBUTION / AVAILABILITY STATEMENT Approved for Public Release; Distribution Unlimited		12b. DISTRIBUTION CODE
13. ABSTRACT <i>(Maximum 200 words)</i> The goal of this project is to (1) assess the validity of medical claims information for tracking breast cancer diagnoses, treatments, and outcomes; (2) use Medicare data, linked SEER cancer registry data, and claims data from large firms to analyze trends in diagnosis rates and staging, treatment, expenditures, and outcomes for Americans with breast cancer; and (3) analyze the cost effectiveness of alternative patterns of breast cancer diagnosis and treatment. A principal cause of the limited evidence on trends and cost-effectiveness of cancer care for the elderly is the absence of precise information on the utility of medical claims databases for understanding cancer epidemiology, treatments, costs, and outcomes in large, representative population groups. To date, the project has made substantial progress in (1) constructing a set of rules for identifying cancer cases in administrative data with much higher sensitivity and specificity estimates and more accurate time of diagnosis estimates than previously reported; and (2) demonstrating the feasibility on breast cancer of an important methodological step (instrumental variables) necessary for attributing differences in outcomes to treatment differences.		
14. SUBJECT TERMS Breast Cancer		15. NUMBER OF PAGES 7
		16. PRICE CODE
17. SECURITY CLASSIFICATION OF REPORT Unclassified	18. SECURITY CLASSIFICATION OF THIS PAGE Unclassified	19. SECURITY CLASSIFICATION OF ABSTRACT Unclassified
20. LIMITATION OF ABSTRACT Unlimited		

FOREWORD

Opinions, interpretations, conclusions and recommendations are those of the author and are not necessarily endorsed by the U.S. Army.

_____ Where copyrighted material is quoted, permission has been obtained to use such material.

_____ Where material from documents designated for limited distribution is quoted, permission has been obtained to use the material.

_____ Citations of commercial organizations and trade names in this report do not constitute an official Department of Army endorsement or approval of the products or services of these organizations.

_____ In conducting research using animals, the investigator(s) adhered to the "Guide for the Care and Use of Laboratory Animals," prepared by the Committee on Care and Use of Laboratory Animals of the Institute of Laboratory Resources, National Research Council (NIH Publication No. 86-23, Revised 1985).

ny _____ For the protection of human subjects, the investigator(s) adhered to policies of applicable Federal Law 45 CFR 46.

_____ In conducting research utilizing recombinant DNA technology, the investigator(s) adhered to current guidelines promulgated by the National Institutes of Health.

_____ In the conduct of research utilizing recombinant DNA, the investigator(s) adhered to the NIH Guidelines for Research Involving Recombinant DNA Molecules.

_____ In the conduct of research involving hazardous organisms, the investigator(s) adhered to the CDC-NIH Guide for Biosafety in Microbiological and Biomedical Laboratories.

Mark McMillan 6-29-1998
PI Signature Date

Table of Contents

Section	Page
Front Cover	1
Report Documentation Page	2
Foreword	3
Tables of Contents	4
Introduction	5
Body	5-7
Conclusion	7
References	7

a. Introduction

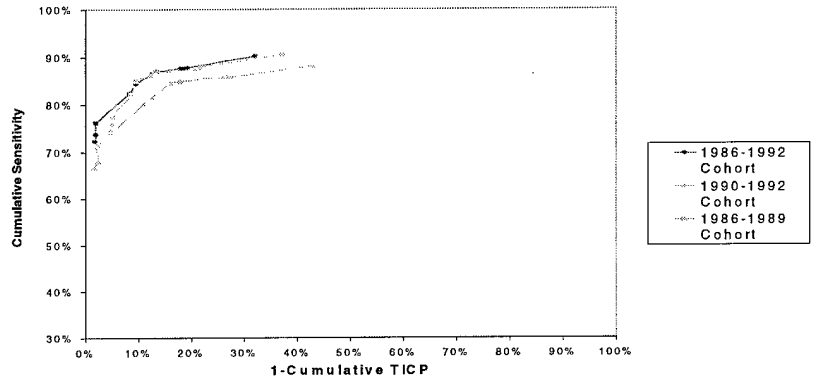
The goal of this project is to (1) assess the validity of medical claims information for tracking breast cancer diagnoses, treatments, and outcomes; (2) use Medicare data, linked SEER cancer registry data, and claims data from large firms to analyze trends in diagnosis rates and staging, treatment, expenditures, and outcomes for Americans with breast cancer; and (3) analyze the cost effectiveness of alternative patterns of breast cancer diagnosis and treatment.

b. Body

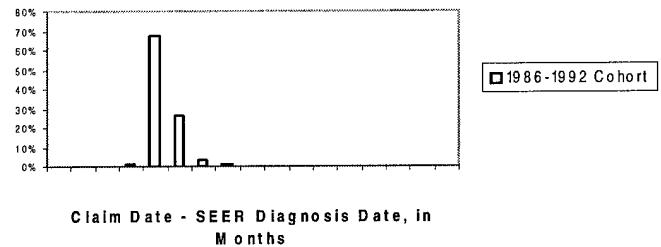
Much of our initial work has involved cleaning and processing the claims data and linked SEER-Medicare data that are intended to be the core of our research program. While the data checking and revision (working collaboratively with NCI and IMS) has been time-consuming and has not led to any publications, it has led to some important improvements in the quality of the linked data, and may have an important impact on future linkages. For example, we were able to identify incomplete reporting of some claims files for some registry patients in certain registries and years, and we identified a general problem with identifiers for outpatient hospitals. We have developed methods for conducting our analyses of outpatient providers using unlinked claim files that overcome this limitation, and we have described how to avoid the problem in future SEER-Medicare linkages. As a result, all of the research groups using the SEER-Medicare data will benefit from our data work. In addition, we have also developed complete claims files for the entire Medicare population for patients ever treated on an inpatient or outpatient basis in association with a diagnosis of breast cancer. These very large files required considerable effort for data management and cleaning as well.

Despite the time required to develop reliable, complete analytic claims files from the SEER-Medicare data and our complete cancer claims data, we have already completed substantial work toward our specific aims. During the last year of work, we have completed much of the work of Aim 1 of our proposal: evaluating the validity of Medicare claims data for identifying cancer patients and studying cancer trends. We have completed a manuscript that develops a comprehensive sensitivity-specificity (ROC) framework for evaluating different rules for identifying cancer cases from claims, and that also

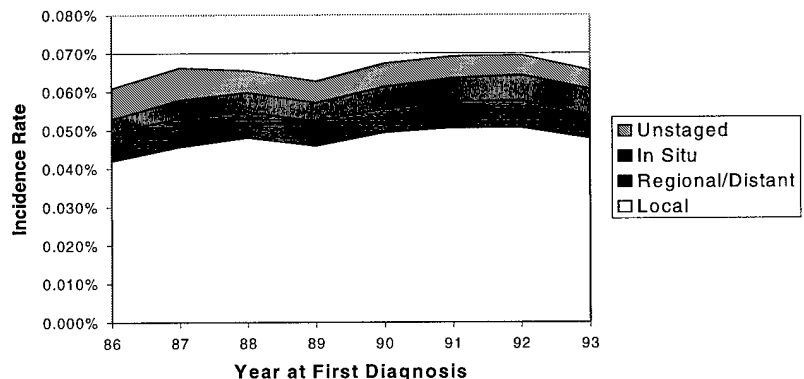
Figure 1: Breast Cancer Cumulative Sensitivity vs. 1-TICP



**Figure 2: Timing Differences Between SEER and Medicare Claims
SEER Incident Breast Cancer Cases Matching in Categories 1-7**



**Figure 3: Breast Cancer Incidence Rates
Elderly Females by Stage**



evaluates many other claims-data issues such as the value of prior-years' data to exclude prevalent cases and the value of complete physician records (often unavailable in managed-care plans) to find cases. The manuscript summarizes our work on applying these methods to breast cancer. Figure 1, taken from the manuscript, illustrates the sensitivity and specificity of a range of sequential rules for identifying incident breast cancer cases from claims data. Our main conclusion, consistent with prior studies, is that claims data have important limitations in case-finding. On the other hand, our methods result in much higher sensitivity and specificity estimates than have been reported previously. Our "preferred" rules for identifying cancer cases yield sensitivity and predictive-value positive estimates in the range of 75 to 80 percent or higher. Moreover, for true incident cases, claims data are surprisingly accurate in capturing the precise time of diagnosis (figure 2). In our current work, we are evaluating the quantitative differences between analyses of cancer trends and/or the effects of alternative cancer practices based on claims data, versus analyses based on administrative data linked to registry records.

We have also begun work on Aims 2 and 3: studies of trends in breast cancer care, and instrumental-variables estimates of the effects of alternative cancer practices. We have replicated previous studies of trends in cancer incidence, treatment, and outcomes for breast cancer (Figure 3). We are also describing trends in expenditures and utilization for all of this cancer,

**TABLE 1: DESCRIPTIVE STATISTICS BY DIFFERENTIAL DISTANCE TO ONCOLOGY HOSPITAL
1986 -1993 STAGE 1,2 ELDERLY BREAST CANCER PATIENTS, SEER-LINKED MEDICARE CLAIMS DATA**

	Full Cohort (N=34,921)	DIF DIST <=, > 8 MILES		INITIAL TREATMENT	
		NEAR (N=23,809)	FAR (N=11,112)	ONCOLOGY (N=16,828)	NON- ONCOLOGY (N=16,902)
DEMOGRAPHIC VARIABLES					
Means and Rates					
Age	74.0	73.9	74.2	73.8	74.3
(SD)	(6.9)	(7.0)	(6.9)	(7.0)	(6.8)
Black	3.4	4.7	0.5	4.5	2.4
INITIAL TREATMENT AT ONCOLOGY H. STAGE	49.9	65.0	17.9	100.0	0.0
Rates					
Stage 1, modified AJC	53.3	53.4	53.0	53.8	52.5
Stage 2, modified AJC	46.7	46.6	47.0	46.2	47.5
Local, historic	73.2	73.3	73.0	73.3	72.6
Regional-Distant, historic	26.8	26.7	27.0	26.7	27.4
5 Year Rates					
Mastectomy	77.4	75.2	81.9	74.9	81.1
Lumpectomy	64.5	66.7	60.2	67.0	63.1
Lumpectomy, no Mastectomy	19.6	21.8	15.4	22.0	16.8
Neither Lumpectomy or Mastectomy	3.0	3.1	2.8	3.1	2.1
Chemotherapy	10.6	10.6	10.7	11.2	10.3
Radiation	25.0	26.9	21.4	27.0	23.0
5 Year Rates					
Mortality	27.8	27.9	27.7	26.5	28.9
5 Year Days					
Acute hospital	19.2 (26.5)	19.7 (24.6)	18.2 (27.4)	19.6 (26.5)	19.3 (26.7)
Nonacute hospital	6.4 (28.8)	6.9 (27.2)	5.2 (29.5)	6.3 (28.7)	6.5 (29.1)
5 Year Expenditures					
Inpatient	14,712 (18,684)	15,554 (16,149)	12,970 (19,738)	15,132 (18,874)	14,566 (18,556)
Outpatient	3,763 (5,089)	4,043 (4,223)	3,184 (5,436)	4,081 (4,653)	3,530 (5,509)
Physician	11,569 (8,247)	12,490 (6,982)	9,877 (8,729)	12,404 (7,977)	10,912 (8,502)
Hospice	136 (1,395)	149 (1,314)	108 (1,432)	155 (1,315)	121 (1,494)
Home Health Agency	969 (3,866)	1,065 (3,068)	772 (4,194)	1,014 (4,064)	933 (3,636)

with some notable preliminary findings. In contrast to the costs of care for many other serious chronic illnesses, expenditures per patient with localized (stage I or II) cancers have not increased noticeably for breast cancer patients. The flat expenditure trends in turn reflect two countervailing trends in utilization: declining rates of inpatient hospital care, offset by increasing intensity of treatment and expenditures in the outpatient setting. For patients with metastatic cancers, our preliminary results suggest that inpatient intensity of care and total expenditures are increasing steadily.

We have begun to develop our instrumental-variables methods on breast cancer. We have found that differential distance to alternative types of cancer providers -- specifically, highly-specialized cancer treatment facilities and radiation treatment facilities -- is a strong predictor of initial as well as subsequent treatment by such providers, and (in race-specific analyses) is not associated with any significant differences in the characteristics or severity of disease of breast cancer patients. In turn, differential distance is also a strong predictor of less surgically-intensive management of breast cancer, particularly since 1989 (Table 1). In contrast to the characteristics of patients actually treated by specialized centers, the similarity of characteristics across these differential-distance groups suggest that we can attribute differences in outcomes across the instrumental-variables groups to the treatment differences. Our preliminary analyses suggest that the alternative treatment methods do not lead to substantial differences in mortality (though our followup will be relatively limited until the next SEER-Medicare update next year); however, less aggressive surgery leads to significantly higher medical expenditures. In part this is the result of expenditures for radiation therapy, but it also appears to reflect more aggressive long-term followup as well. An important issue in these applications is the correlation between cancer diagnostic practices and cancer therapeutic practices. For example, Medicare beneficiaries living near cancer centers are somewhat more likely to undergo regular breast screening examinations, especially at advanced ages, and this results in a gradient of cancer incidence that declines with differential distance from a specialized cancer center. We are currently exploring whether this correlation requires any substantial modification of our instrumental-variables methods.

c. Conclusions

A principal cause of the limited evidence on trends and cost-effectiveness of cancer care for the elderly is the absence of precise information on the utility of medical claims databases for understanding cancer epidemiology, treatments, cost, and outcomes. The uncertainty about the cost-effectiveness of alternative cancer screening and treatment practices in elderly populations underscores a critical need for more research on treatments, costs, and outcomes based on large, representative population groups. To date, the project has made substantial progress in (1) constructing a set of rules for identifying cancer cases in administrative data with much higher sensitivity and specificity estimates and more accurate time of diagnosis estimates than previously reported; and (2) demonstrating the feasibility on breast cancer of an important methodological step (instrumental variables) necessary for attributed differences in outcomes to treatment differences.

The next year will see additional work on the application of instrumental-variable methods for evidence on the cost-effectiveness of alternative approaches to cancer management for breast cancer. Also, the completion of a manuscript on the trends in breast cancer incidence, treatment, outcomes, expenditures, and utilization.

d. References

- "Understanding Medicare Expenditure Growth: The role of Changes in Diseases, Technologies, and Prices," Stanford University Working Paper, submitted for publication, 1997.
- "The Use of Medical Encounter Data for Cancer Epidemiology: Sensitivity, Specificity, and Trend Analysis," with Sarah Lee and Hugh Roghmann, Stanford University working paper, 1997.