

REPORT DOCUMENTATION PAGE

Form Approved
OMB No. 0704-0188

Public reporting burden for this collection of information is estimated to average 1 hour per response, including the time for reviewing instructions, searching existing data sources, gathering and maintaining the data needed, and completing and reviewing the collection of information. Send comments regarding this burden estimate or any other aspect of this collection of information, including suggestions for reducing this burden, to Washington Headquarters Services, Directorate for Information Operations and Reports, 1215 Jefferson Davis Highway, Suite 1204, Arlington, VA 22202-4302, and to the Office of Management and Budget, Paperwork Reduction Project (0704-0188), Washington, DC 20503.

1. AGENCY USE ONLY (Leave blank)		2. REPORT DATE 11/2/98	3. REPORT TYPE AND DATES COVERED Final Progress 12/1/95 - 9/30/98	
4. TITLE AND SUBTITLE Atom Wave Interferometers			5. FUNDING NUMBERS N00014-96-1-0432	
6. AUTHOR(S) Prof. David E. Pritchard				
7. PERFORMING ORGANIZATION NAME(S) AND ADDRESS(ES) Research Laboratory of Electronics Massachusetts Institute of Technology 77 Massachusetts Avenue Cambridge, MA 02139			8. PERFORMING ORGANIZATION REPORT NUMBER	
9. SPONSORING/MONITORING AGENCY NAME(S) AND ADDRESS(ES) Office of Naval Research Ballston Tower One 800 North Quincy Street Arlington, VA 22217-5660			10. SPONSORING/MONITORING AGENCY REPORT NUMBER 96PR02195-00	
11. SUPPLEMENTARY NOTES The view, opinions and/or findings contained in this report are those of the author(s) and should not be construed as an official Department of the Army position, policy, or decision, unless so designated by other documentation.				
12a. DISTRIBUTION/AVAILABILITY STATEMENT Approved for public release; distribution unlimited.			12b. DISTRIBUTION CODE	
13. ABSTRACT (Maximum 200 words) Atom interferometers have proven to be versatile tools, applicable in many different scientific and technical arenas. We have concentrated our efforts in the three major areas of precision measurements of important quantities in atomic physics, basic research into atom interferometric inertial sensors, and investigations of fundamental quantum mechanical principles.				
14. SUBJECT TERMS			15. NUMBER OF PAGES	
			16. PRICE CODE	
17. SECURITY CLASSIFICATION OF REPORT UNCLASSIFIED	18. SECURITY CLASSIFICATION OF THIS PAGE UNCLASSIFIED	19. SECURITY CLASSIFICATION OF ABSTRACT UNCLASSIFIED	20. LIMITATION OF ABSTRACT UL	

Atom Wave Interferometers

Grant No. N00014-96-1-0432
Project Period: Dec. 1, 1995 – Sep. 30, 1998

FINAL PROGRESS REPORT

19981106 054

Table of Contents

Statement of the Problem Studied	3
Summary of Important Results.....	5
Inertial Effects	5
Atomic & Molecular Properties.....	5
Nanofabricated Gratings and Precision Septum Technology.....	7
New Vacuum Chamber and Vibrational Isolation.....	8
Longitudinal Atom Optics	9
Longitudinal Interferometry	10
Source Search and Density Matrix Deconvolution.....	11
Publications and Technical Reports	12
Participating Scientific Personnel.....	14
Bibliography.....	15

List of Figures

TRANSVERSE INTERFEROMETER SCHEMATIC	3
LONGITUDINAL INTERFEROMETER SCHEMATIC	4
INERTIAL SENSING RESULTS.....	5
DISPERSIVE INDEX OF REFRACTION.....	6
INTERFERENCE FRINGES	7
CONTRAST OF REPHASED RAMSEY FRINGES	10

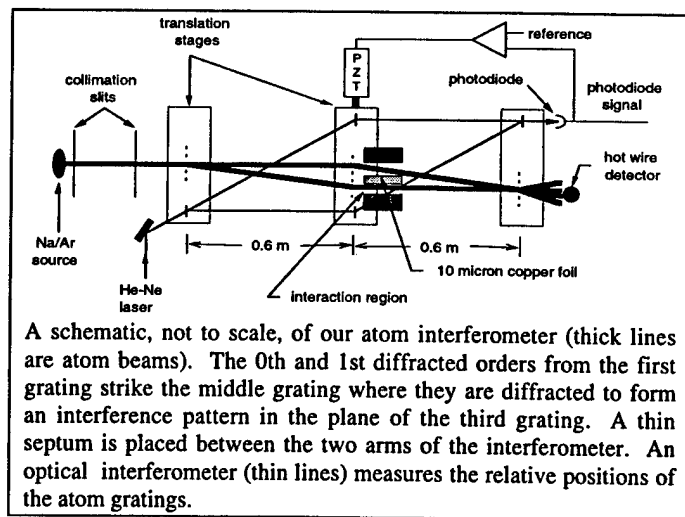
Statement of the Problem Studied

Atom interferometers have proven to be versatile tools, applicable in many different scientific and technical arenas. We have concentrated our efforts in the three major areas of precision measurements of important quantities in atomic physics, basic research into atom interferometric inertial sensors, and investigations of fundamental quantum mechanical principles.

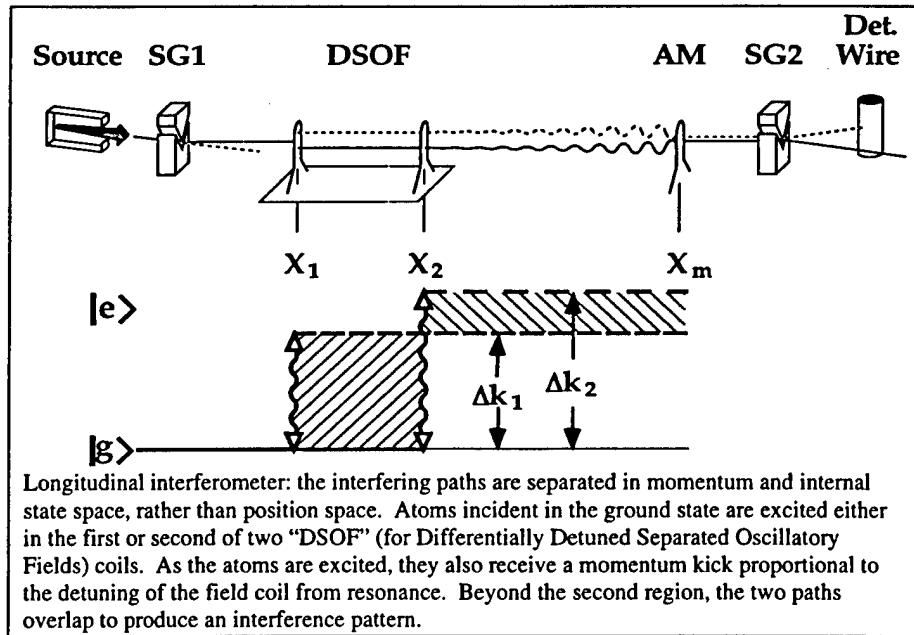
Precision measurements are of obvious significance as we attempt to deepen our understanding of micro/nanoscale systems such as Bose-Einstein condensates, and hone the predictive power of theoretical models describing them. As for the inertial sensing, atom interferometers have already demonstrated extreme sensitivity to inertial effects and hold future promise both in inertial navigation and eventually in the study of general relativity. Finally, atom interferometers by their nature are ideal tools with which to investigate the important, yet still-mysterious notion of quantum coherence and decoherence. Because atoms possess a rich internal structure in addition to their external motion, our separated beam interferometer provides a unique opportunity to study the differences between decoherence of internal versus external degrees of freedom, to probe the fundamental limits on the coherence of ever larger and more complicated systems, as well as to seek fresh insight into the problem of (de)coherence in general.

Our transverse atom/molecule interferometer realizes a Mach-Zehnder geometry using three nanofabricated transmission gratings, and generates a “white-fringe” (i.e. insensitive to momentum spread in the beam) interference pattern. Its

most unique feature—unduplicated by any of the other atom interferometers demonstrated—is a spatial separation of the two interfering beam paths which permits the



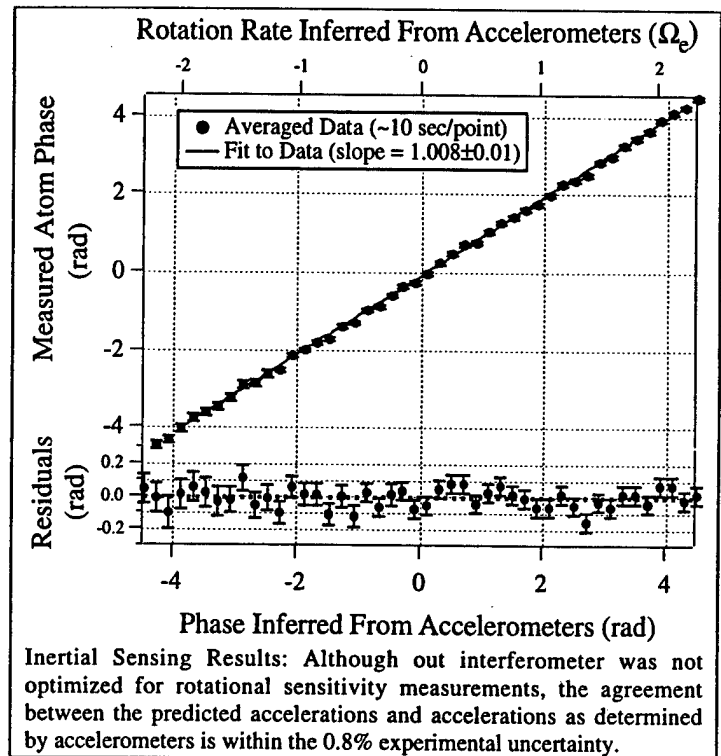
application of an interaction to only one of the two paths. We have also constructed an interferometer in which the two interfering paths are separated in longitudinal momentum and internal state space, rather than position space. This ‘longitudinal’ interferometer is ideally suited to the study of interactions that change the kinetic or potential energy of an atom, leading to time-dependent superpositions of states with different total energies.



Summary of Important Results

Inertial Effects

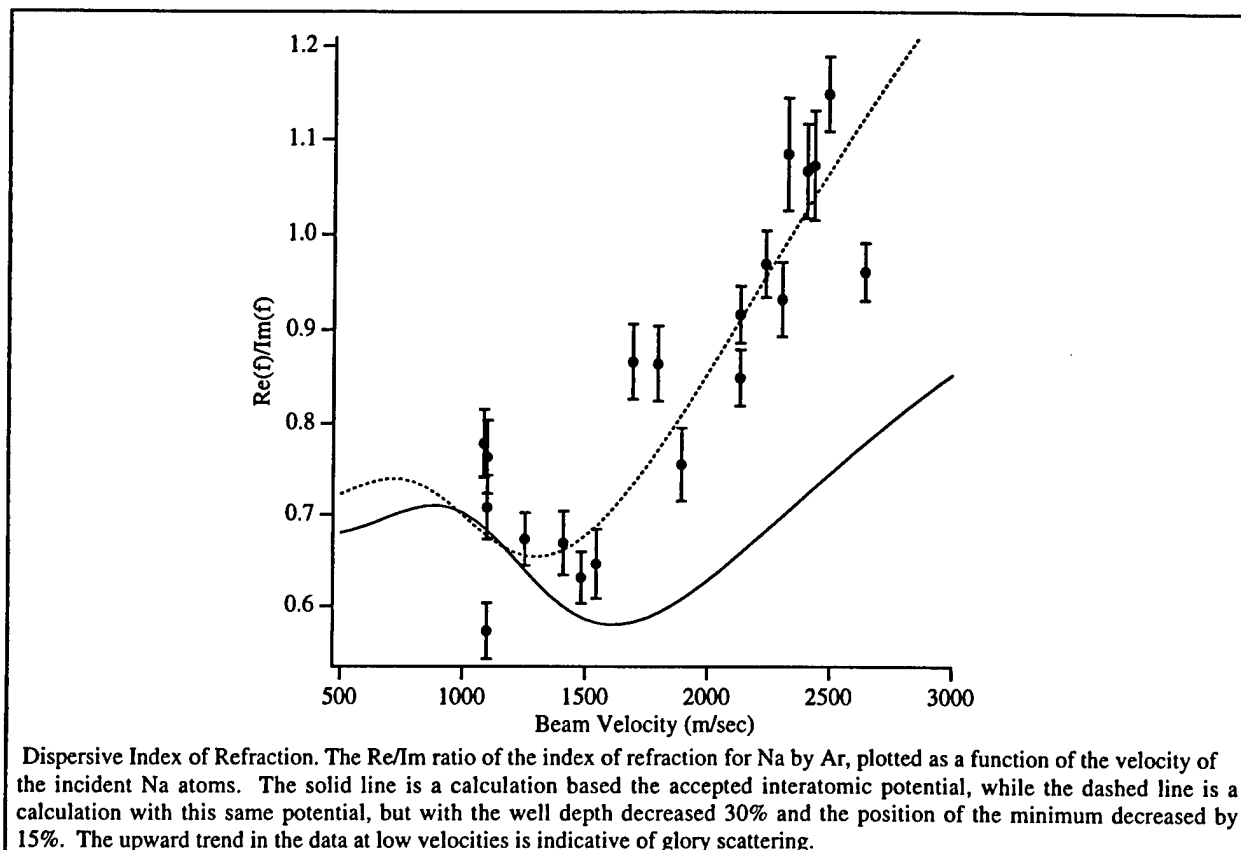
The extreme sensitivity of atom interferometers to rotations was demonstrated by our pioneering, shot noise limited measurement of the atomic Sagnac Effect [SCD93]. By suspending our interferometer and subjecting it to a slow sinusoidal rotational oscillation, we observed rotation rate sensitivity better than one arc-second per second with a one second averaging time. This sensitivity approaches that of commercial laser gyroscopes. Furthermore, we have shown that the phase response of our device is within 1% of prediction, the first precision measurement of this effect. The more recent work by Kasevich [GBK97] shows that an interferometer designed specifically for rotation sensing can perform better than the best laboratory laser gyroscope. This suggests future applications of atom interferometers to precision inertial navigation and geophysics, and ultimately to tests of general relativity.



Atomic & Molecular Properties

Our measurements of the index of refraction of a gas for matter waves allows, for the first time, determination of the *phase shift* caused by collisions with the atoms in the target gas, and our initial experiments [SCE95] generated several theoretical efforts to employ our data [FLK97, ADV95, FLK96, VIG95] to learn about the relevant interatomic potentials. This theoretical work has shown the desirability of extending our study to measure the velocity dependence (dispersion) of this shift, which not only

demonstrates the newly predicted “glory” phenomena [ADV95] , but also improves the determination of the long-range part of the relevant interatomic potentials. These are important to compare with ab initio theory and are needed for understanding low temperature collisions, for example those which determine the nature of Bose-Einstein condensates.



During the grant period, we have made preliminary measurements [HCL97] of the velocity dependence of the index of refraction. The sodium beam velocity was scanned from 700m/sec to 3200m/sec using a mixture of carrier gases of various atomic weights in our supersonic source, allowing us to obtain the velocity dependent ratio of the real to the imaginary parts of the atomic index of refraction for the scattering of sodium on argon.

In our preliminary study of the velocity dependence of the atomic index of refraction, several technical difficulties limited the quality of our data. The apparatus improvements described in Section II.B will allow us to substantially reduce the error bars in Figure 4. In particular, improved signal/noise, better vibration isolation, reduced

drift in zero phase, and a LN₂ cooled septum will all contribute to an increased sensitivity to the shape of long-range atom-atom scattering potentials.

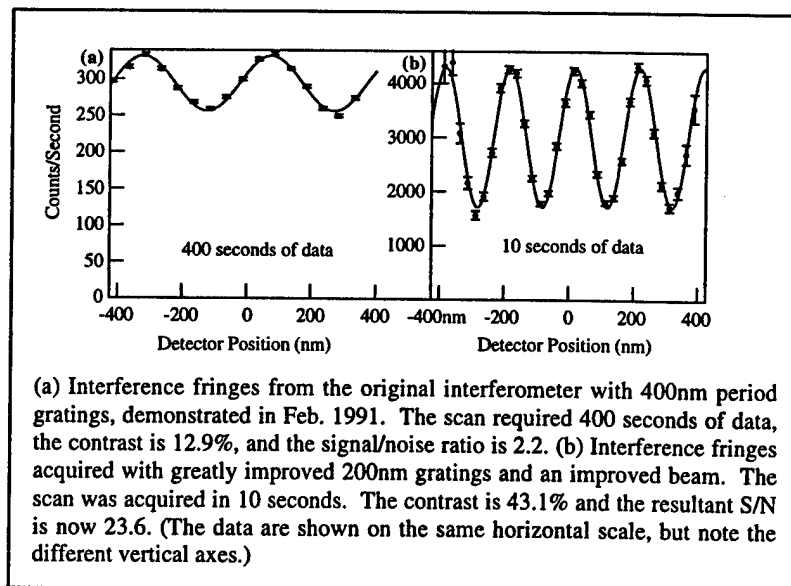
Nanofabricated Gratings and Precision Septum Technology

Our recent advances in nanofabrication have provided both improved atom optical elements and innovative techniques for creating thin freestanding membranes (septa). Atom diffraction gratings have now been manufactured with periods smaller than ever before using both traditional electron beam lithography and a new optical interferometric lithographic technique developed at MIT. Microfabrication technology has been applied to the design of new interaction regions for our separated beam interferometer as well, opening up new experimental possibilities.

In the past we have manufactured gratings at the Cornell Nanofabrication Facility using electron-beam lithography. The quality and size of these gratings was previously limited by thermal drift in the electron beam optics. In an important contribution to the field of electron beam lithography, we solved this problem by introducing alignment marks and a procedure to reference them in order to periodically compensate for the drift during the e-beam writing process [RTC95a, RTC95b]. The subsequent error reduction made possible the construction of smaller (140nm) gratings, and resulted in 200nm gratings which doubled our atomic interference contrast.

The push to create smaller period gratings led to the development of interferometric lithography by Prof. Henry Smith's group at MIT's Nanostructures Laboratory. Their technique uses interference of diffracted UV laser light through

200nm "parent" gratings to write a 100nm period grating. This method has the benefit of



short exposure times and large scale grating coherence as opposed to electron beam methods, which write serially in a process that takes minutes per grating. During the grant period we have observed interference with the new 100nm period gratings, which we intend to be the workhorse of future interferometry experiments.

In addition to developing novel grating fabrication methods, we have also developed new techniques for manufacturing narrow freestanding membranes, or septa, which we use to physically isolate the atom waves traversing the two arms of our separated beam atom interferometer. We now construct a septum by anodically bonding a thin (~10 μ m) silicon wafer to a borosilicate glass substrate which possesses a matching coefficient of thermal expansion. A cavity cut into the glass permits passage of the atom beam and also serves as a gas cell for the index of refraction experiments described above. The measured thickness of the shadow of our septum in the atomic beam was 16 μ m, half that of the stretched foil septum we employed previously.

New Vacuum Chamber and Vibrational Isolation

Approximately one and a half years ago, we embarked on a program of substantial improvements to our apparatus. These upgrades will add tremendously to both the overall performance and the flexibility of our apparatus. A new atomic beam source and improvements in our atom detection electronics have provided a significantly greater atom count rate (we now detect an intensity of 10^{22} atoms/sec \cdot sr \cdot cm 2). These advances, combined with improvements in the quality of our matter gratings and in the vibration isolation of our apparatus, have allowed us to increase the signal/noise ratio of our transverse atom interference fringes by more than an order of magnitude.

We have constructed a new vacuum chamber, consisting of five identical six-way crosses, each ~50cm long, which increases the overall length of our beam machine to ~3.5m and will allow greater separation between the arms of our transverse interferometer. The greatly increased number of flange ports, together with the mounting of critical components on an optical breadboard results in flexibility and modularity sufficient to operate two experiments simultaneously. We expect that the external and internal (for the optical breadboard) vibration isolation will decrease phase zero drift and

reduce vibrations to below 10nm rms, resulting in the ability to achieve high contrast interference with the 100nm gratings described above.

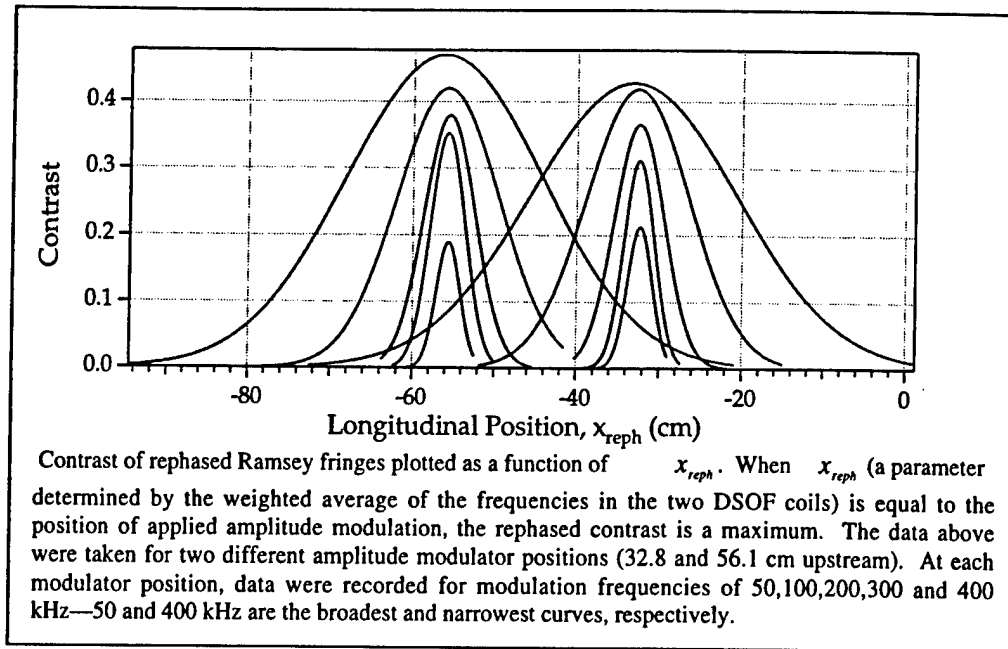
Longitudinal Atom Optics

Past work in particle beam optics and interferometry has focused overwhelmingly on transverse momentum coherences [BER97] ; the study and application of entanglements and coherences involving the longitudinal momentum of neutral particles is just beginning.

Longitudinal atom optics provides a new set of tools for the manipulation and control of the quantum state of matter wave beams. In particular, they provide a method of probing the coherence structure of atomic beams, may shed new light on the correct quantum description of these systems [BEL87] , and may resolve outstanding controversies [COM83, KOH83]. The techniques of longitudinal atom optics may also have applications in experiments requiring the use of short pulses of atoms. Finally, the extension of longitudinal atom optics into the slow atom regime holds out the possibility of producing useful atom optical devices such as an atomic Fabry-Perot cavity.

Over the last two years, we have developed powerful theoretical tools for understanding longitudinal atom optics. We have shown that conventional radiofrequency resonance regions constitute longitudinal atom optical elements (beamsplitters), which transform an incident matter wave with a single momentum into a coherent superposition of components with two different momenta. We have also shown that both amplitude and phase modulation of matter wave beams can act as longitudinal beamsplitters.

Based on our theoretical framework, we have developed an extension of Ramsey's classic separated oscillatory field (SOF) resonance method in which two different excitation frequencies are applied in the two oscillatory field regions. We have demonstrated [SDK98] a phenomenon analogous to a spin echo, which this configuration can exploit to rephase and to measure coherent amplitude modulation that has been washed out by velocity inhomogeneities in our atomic beam.



Longitudinal Interferometry

In the last year we completed a series of atom optical experiments using our new longitudinal interferometer. We constructed small hairpin (~150 μ m wide) radiofrequency coils with correspondingly wide (3 MHz) resonance profiles and drove them with a system of three coherently phase-locked frequency synthesizers tuned to excite both hyperfine and Zeeman transitions in our sodium beam. We implemented an amplitude modulator by sinusoidally varying the power to a RF coil tuned to a Zeeman resonance and deflecting the excited atoms out of the atomic beam. The remaining (modulated) atoms passed through a pair of differentially detuned SOF (“DSOF”) coils whose difference frequency was adjusted to exactly match the modulation frequency. The extra degree of freedom—the average of the DSOF frequencies—was scanned continuously over a range of ~300KHz. When the position weighted detuning,

$$x_{reph} = \frac{\delta_2 x_2 - \delta_1 x_1}{\delta_2 - \delta_1},$$

where $x_{1,2}$ and $\delta_{1,2}$ are the positions and detunings from resonance (respectively) of the two coils, was equal to the upstream position of the amplitude modulator, we observed high contrast rephased fringes. The envelopes of these fringes, plotted against x_{reph} , allow us to determine both the frequency and the position of the applied modulation [SDK98].

Source Search and Density Matrix Deconvolution

The DSOF interferometer was next used to investigate the coherence properties of our supersonic atomic beam source, addressing questions [COM83, KOH83, BEL87] about the correct quantum description of such a system. We have searched for amplitude modulation (wave packets) in the beam, which is associated with off-diagonal density matrix elements in the momentum representation. A preliminary analysis of the data shows no evidence of momentum coherences in the region of the density matrix over which we were able to search.

We went on to generate a density matrix with complex coherent structure which we then measured using a novel double Fourier transform method we recently proposed [DKR97]. This experiment constitutes the first reconstruction of the longitudinal quantum state of a matter wave beam, and a paper describing it will be published in upcoming months.

Publications and Technical Reports

Note: List includes only publications in refereed journals.

Search for Off Diagonal Density Matrix Elements for Atoms in a Supersonic Beam, Richard A. Rubenstein, Al-Amin Dhirani, David A. Kokorowski, Tony D. Roberts, Edward T. Smith, Winthrop W. Smith, Herbert J. Bernstein, Jana Lehner, Subhadeep Gupta, and David E. Pritchard, submitted to Physical Review Letters.

Longitudinal Atom Optics using Localized Oscillating Fields: A Fully Quantum-Mechanical Treatment, David E. Pritchard, Richard A. Rubenstein, Al-Amin Dhirani, David A. Kokorowski, Edward T. Smith, Troy D. Hammond, Bernt Rohwedder, submitted to Physical Review A.

Velocity rephased longitudinal momentum coherences with differentially detuned separated oscillatory fields, Edward T. Smith, Al-Amin Dhirani, David A. Kokorowski, Richard A. Rubenstein, Tony D. Roberts, Huan Yao and David E. Pritchard, Phys. Rev. Lett. 81, 1996 (1998).

Determining the Density Matrix of a Molecular Beam Using a Longitudinal Matter Wave Interferometer, A. Dhirani, D.A. Kokorowski, R.A. Rubenstein, T.D. Hammond, B. Rohwedder, E.T. Smith, and D.E. Pritchard, Journal of Modern Optics, 44, 2583 (1997).

Longitudinal quantum beam tomography, David K. Kokorowski and David E. Pritchard, Journal of Modern Optics, 44, 2575-2581, (1997).

Rotation Sensing with an Atom Interferometer, Alan Lenef, Troy D. Hammond, Edward T. Smith, Michael S. Chapman, Richard A. Rubenstein, and David E. Pritchard, Phys. Rev. Lett. 78, 760 (1997).

Optics and Interferometry with Atoms and Molecules, J. Schmiedmayer, M.S. Chapman, C.R. Ekstrom, T.D. Hammond, D.A. Kokorowski, A. Lenef, R.A. Rubenstein, E.T. Smith, and D.E. Pritchard, in Atom Interferometry, ed. Paul Berman, Academic Press, San Diego, CA, 1997.

Matter-Wave Index of Refraction, Inertial Sensing and Quantum Decoherence in an Atom Interferometer, T.D. Hammond, M. S. Chapman, A. Lenef, J. Schmiedmayer, E.T. Smith, R.A. Rubenstein, D.A. Kokorowski and D.E. Pritchard, Brazilian Journal of Physics 27, 193 (1997).

Coherence and Structural Design of Free-Standing Gratings for Atom-Wave Optics, Michael J. Rooks, Richard C. Tiberio, Michael Chapman, Troy Hammond, Edward Smith, Alan Lenef, Richard Rubenstein, David Pritchard, Scott Adams, Juan Ferrera, James M. Carter and Henry I. Smith, Jpn. J. Appl. Phys. 34 (1995) pp. 6935-6939.

Coherence of large gratings and electron-beam fabrication techniques for atom-wave interferometry, Michael J. Rooks and Richard C. Tiberio, Michael Chapman, Troy Hammond, Edward Smith, Alan Lenef, Richard Rubenstein, and David Pritchard, J. Vac. Sci. Technol. B 13(6), Nov/Dec 1995, p. 2745.

Participating Scientific Personnel

PROFESSORS

David E. Pritchard, Prof. of Physics, Massachusetts Institute of Technology

POSTDOCS

Al-Amin Dhirani

Alan Lenef

Jana Lehner

VISITORS

Herbert Bernstein, Prof. of Physics, Hampshire College

Jörg Schmiedmayer – Habilitation, Permanent Staff Universität Innsbruck

GRADUATE STUDENTS

Michael S. Chapman, Ph.D. 1995, Assistant Prof. Georgia Inst. Of Technology

Subhadeep Gupta

Troy D. Hammond, Ph.D. 1996

David A. Kokorowski

Tony D. Roberts

Richard A. Rubenstein

Edward T. Smith, Ph.D. 1998

UNDERGRADUATE STUDENTS

Aron Qasba

Huan Yao, BS 1997

Bibliography

- [ADV95] E. Audouard, P. Duplax and J. Vigue, *Europhys. Lett.* **32**, 397-400 (1995).
- [BEL87] H.J. Bernstein and F.E. Low, *Phys. Rev. Lett.*, **59**, 951-953 (1987).
- [BER97] P.R. Berman, *Atom Interferometry* (Academic Press, San Diego, 1997).
- [COM83] G. Comsa, *Phys. Rev. Lett.* **51**, 1105 (1983).
- [DKR97] A. Dhirani *et al.*, *J. Mod. Opt.*, **44**, 2583-2589 (1997).
- [FLK96] R.C. Forrey, Y. Li, V. Kharchenko and A. Dalgarno, *Phys Rev A* **54**, 2180 (1996).
- [FLK97] R.C. Forrey, Y. Li, V. Kharchenko and A. Dalgarno, *Phys. Rev. A* **55**, R3311-R3314 (1997).
- [GBK97] T.L. Gustavson, P. Bouyer and M.A. Kasevich, *Phys. Rev. Lett.*, **78**, 2046-2049 (1997).
- [HCL97] T.D. Hammond, M.S. Chapman, A. Lenef, J. Schmiedmayer, E.T. Smith, R.A. Rubenstein, D.A. Kokorowski and D.E. Pritchard, *Brazilian Journal of Physics* **27**, 193 (1997).
- [KOH83] A.G. Klein, G.I. Opat and W.A. Hamilton, *Phys. Rev. Lett.*, **50**, 563-565 (1983).
- [PRD98] D.E. Pritchard *et al.*, submitted to *Phys. Rev. A*.
- [RTC95a] M.J. Rooks *et al.*, *Jpn. J. Appl. Phys.*, **34**, 6935-6939 (1995).
- [RTC95b] M.J. Rooks *et al.*, *J. Vac. Sci. Technol. B* **13**, 2745 (1995).
- [SCD93] M.O. Scully and J.P. Dowling, *Phys. Rev. A* **48**, 3186-90 (1993).
- [SCE95] J. Schmiedmayer, M.S. Chapman, C.R. Ekstrom, T.D. Hammond, S. Wehinger and D.E. Pritchard, *Phys. Rev. Lett.*, **74**, 1043 (1995).
- [SDK98] Edward T. Smith, Al-Amin Dhirani, David A. Kokorowski, Richard A. Rubenstein, Tony D. Roberts, Huan Yao and David E. Pritchard, *Phys. Rev. Lett.* **81**, 1996 (1998).
- [VIG95] J. Vigué, *Phys. Rev. A* **52**, 3973 (1995).

ATTACHMENT NUMBER 1

REPORTS AND REPORT DISTRIBUTION

REPORT TYPES

- (a) Performance (Technical) Report(s) (Include letter report(s)) Frequency: Annual
- (b) Final Technical Report, issued at completion of Grant.
NOTE: Technical Reports must have a SF-298 accompanying them.
- (c) Final Financial Status Report (SF 269)
- (d) Final Patent Report (DD 882)

REPORTS DISTRIBUTION		
ADDRESSEES	REPORT TYPES	NUMBER OF COPIES
Office of Naval Research Program Officer Herschel S. Pilloff ONR 331 Ballston Centre Tower One 800 North Quincy Street Arlington, VA 22217-5660	(a) & (b) w/(SF-298's)	3
Administrative Grants Officer OFFICE OF NAVAL RESEARCH REGIONAL OFFICE BOSTON 495 SUMMER STREET ROOM 103 BOSTON, MA 02210-2109	(c), (d) & SF-298's only for (a) & (b)	1
Director, Naval Research Laboratory Attn: Code 2627 4555 Overlook Drive Washington, DC 20375-5326	(a) & (b) w/(SF-298's)	1
Defense Technical Information Center 8725 John J. Kingman Road STE 0944 Ft. Belvoir, VA 22060-6218	(a) & (b) w/(SF-298's)	2
Office of Naval Research Attn: ONR 00CC1 Ballston Centre Tower One 800 North Quincy Street Arlington, VA 22217-5660	(d)	1

If the Program Officer directs, the Grantee shall make additional distribution of technical reports in accordance with a supplemental distribution list provided by the Program Officer. The supplemental distribution list shall not exceed 250 addresses.