



TECHNICAL REPORT
NATICK/TR-99/010

AD _____

SENSORY QUALITY, TEXTURAL CHARACTERISTICS AND HYDROXYPROLINE CONTENT OF IRRADIATED BEEFSTEAKS

by
**Gary W. Shults
Joseph S. Cohen
Eugen Wierbicki
and
Vera C. Mason**

December 1998

Final Report
1977 and 1978

19981214 118

Approved for Public Release; Distribution Unlimited

**U.S. ARMY SOLDIER AND BIOLOGICAL CHEMICAL COMMAND
SOLDIER SYSTEMS CENTER
NATICK, MASSACHUSETTS 01760-5018**

DISCLAIMERS

The findings contained in this report are not to be construed as an official Department of the Army position unless so designated by other authorized documents.

Citation of trade names in this report does not constitute an official endorsement or approval of the use of such items.

DESTRUCTION NOTICE

For Classified Documents:

Follow the procedures in DoD 5200.22-M, Industrial Security Manual, Section II-19 or DoD 5200.1-R, Information Security Program Regulation, Chapter IX.

For Unclassified/Limited Distribution Documents:

Destroy by any method that prevents disclosure of contents or reconstruction of the document.

REPORT DOCUMENTATION PAGE

Form Approved
OMB No. 0704-0188

Public reporting burden for this collection of information is estimated to average 1 hour per response, including the time for reviewing instructions, searching existing data sources, gathering and maintaining the data needed, and completing and reviewing the collection of information. Send comments regarding this burden estimate or any other aspect of this collection of information, including suggestions for reducing this burden, to Washington Headquarters Services, Directorate for Information Operations and Reports, 1215 Jefferson Davis Highway, Suite 1204, Arlington, VA 22202-4302, and to the Office of Management and Budget, Paperwork Reduction Project (0704-0188), Washington, DC 20503.

1. AGENCY USE ONLY (Leave blank)	2. REPORT DATE December 1998	3. REPORT TYPE AND DATES COVERED FINAL 1977 and 1978
----------------------------------	---------------------------------	---

4. TITLE AND SUBTITLE SENSORY QUALITY, TEXTURAL CHARACTERISTICS AND HYDROXYPROLINE CONTENT OF IRRADIATED BEEFSTEAKS	5. FUNDING NUMBERS C 8AB81A N 3122
--	--

6. AUTHOR(S) Gary W. Shults, Joseph S. Cohen, Eugen Wierbicki and Vera C. Mason	
--	--

7. PERFORMING ORGANIZATION NAME(S) AND ADDRESS(ES) U.S. Army Soldier and Biological Chemical Command Soldier Systems Center ATTN: SBCCOM-W Natick, MA 01760-5018	8. PERFORMING ORGANIZATION REPORT NUMBER NATICK/TR-99/010
--	--

9. SPONSORING/MONITORING AGENCY NAME(S) AND ADDRESS(ES)	10. SPONSORING/MONITORING AGENCY REPORT NUMBER
---	--

11. SUPPLEMENTARY NOTES

12a. DISTRIBUTION / AVAILABILITY STATEMENT Approved for Public Release; Distribution Unlimited	12b. DISTRIBUTION CODE
---	------------------------

13. ABSTRACT (Maximum 200 words)

This report describes the effect of radiation processing conditions on the quality of beef loin steaks and restructured beef steaks that had been irradiated with two irradiation sources, a linear electron accelerator and a cobalt 60 gamma source. Changes in the sensory properties, shear press values and hydroxyproline content were measured. The restructured steaks were acceptable, but less preferred than the loin steaks. The irradiation dose and processing temperature were shown to affect the quality. In most cases, the electron irradiated steaks were rated higher than the gamma irradiated ones. Texture measurements were significantly affected by both the irradiation temperature and dose. All the irradiated steaks tested in the acceptable range. This indicated that irradiation sterilized beefsteaks can be produced and are useful in military and civilian feeding systems.

14. SUBJECT TERMS SENSORY ANALYSIS IRRADIATION HYDROXYPROLINE ELECTRON LINEAR ACCELERATOR TEXTURAL CHARACTERISTICS SENSORY CHARACTERISTICS IRRADIATED FOOD IONIZING RADIATION COBALT 60 SOURCES	15. NUMBER OF PAGES 18
	16. PRICE CODE

17. SECURITY CLASSIFICATION OF REPORT UNCLASSIFIED	18. SECURITY CLASSIFICATION OF THIS PAGE UNCLASSIFIED	19. SECURITY CLASSIFICATION OF ABSTRACT UNCLASSIFIED	20. LIMITATION OF ABSTRACT SAR
---	--	---	-----------------------------------

TABLE OF CONTENTS

List of Figures	v
List of Tables	v
Preface	vii
Introduction	1
Materials and Methods	1
Loin Steak	1
Restructured Steak	2
Packaging	2
Irradiation Processing	2
Evaluation	2
Statistical Analysis	2
Texture Determination (Shear Press)	3
Results and Discussion	3
References	15

LIST OF FIGURES

<u>Figure</u>	<u>Page</u>
1A. Shear Press Scores as Function of Irradiation Dose (Beef Loins)	11
1B. Shear Press Scores as Function of Irradiation Temperature (Beef Loins)	12
2A. Shear Press Scores as Function of Irradiation Dose (Restructured Beefsteaks)	13
2B. Shear Press Scores as Function of Irradiation Temperature (Restructured Beefsteaks)	14

LIST OF TABLES

<u>Table</u>	<u>Page</u>
1. Effect of Irradiation Temperature on Quality of Loin Steaks	3
2. Effect of Irradiation Temperature on Quality of Restructured Steaks	4
3. Effect of Irradiation Dose on Quality of Loin Steaks	5
4. Effect of Irradiation Dose on Quality of Restructured Steaks	6
5. Effect of Manufacturing Technique and Irradiation Dose on Quality of Loin Steaks	7
6. Effect of Irradiation Temperature on Quality of Loin Steaks After 15 Months of Storage	8
7. Effect of Irradiation Dose on Quality of Loin Steaks After 15 Months of Storage	9
8. Effect of Method of Manufacture and Type of Irradiation on Sensory Characteristics After 15 Months of Storage	10

PREFACE

The report describes tests conducted by members of the Irradiated Food Products Group, Radiation Preservation of Food Division, Food Engineering Laboratory, US Army Natick Research and Development Command in 1977 and 1978.

It is being published now as the Army has expressed a need for irradiation sterilized meat products, (Loveridge, 1994). The data is relevant.

The report describes the effect of irradiation processing conditions on the quality of beef loin steaks and restructured steaks that had been irradiated with two sources, an electron linear accelerator and a cobalt 60 (Co^{60}) gamma source. Changes in the sensory properties, shear press values and hydroxyproline content were measured.

Citation of trade names in this report does not constitute an official endorsement or approval of the use of such terms.

SENSORY QUALITY, TEXTURAL CHARACTERISTICS AND HYDROXYPROLINE CONTENT OF IRRADIATED BEEFSTEAKS

INTRODUCTION

Ionizing radiation has been accepted world-wide as a modern method for sterilizing meat products. The improvement in the quality and storage stability of various meat products has been reported by many investigators (Cain et al. , 1958, Heiligman 1965, Kaufman and Harlan 1969, Shults and Wierbicki, 1974, Shults et al. 1975). A major technological improvement responsible for the increase in the quality of the irradiated products has been the irradiation at sub-zero temperatures. Research at cryogenic temperatures has been reported by many investigators (Coleby et al. 1961, Snyder, 1961, Wadsworth and Shults 1966, Harlan et al. 1967, Kauffman and Harlan 1969, Shults et al. 1974, 1975 and 1977). This research showed that the improvement in quality increases as the product temperatures decrease during irradiation. This was reported for beef, chicken, ham and pork. Harlan et al. (1967) and Shults and Wierbicki (1974) showed that irradiation at -196°C yielded a product equal to the nonirradiated item in sensory characteristics.

Shults and Wierbicki (1974) showed that irradiation below -80°C did not result in any significant improvement in beef items. Significant differences (improvements) in the quality when the irradiation temperature of the samples was lowered from -40°C to -80°C . However, Grecz et al. (1971) determined the resistance of Clostridium botulinum spores to ionizing radiation. The authors reported that as the temperature during irradiation was lowered, spore resistance increased; i.e., lowering of the temperature of irradiation increases the total dose required to obtain a sterile product. Increasing the dose received by the product results in a lowering of the quality. (Shults et al. 1974, 1975, 1977 and Kauffman and Harlan 1969). Irradiation dose and temperature effects on both the product quality and microbiological factors have to be taken into account when developing irradiation processing technology.

A recent development in the meat industry has been the introduction of restructured meats into the institutional trade and for home use. Cost of fresh meats has been increasing and restructured meat items, i.e., steaks, chops and roasts, offer the technology to produce products from lower costing meat cuts without a reduction in the nutritional and sensory quality (Mandigo 1974, Cross and Stanfield 1976). Heiligman et al. (1976) reported that restructured irradiated beef rolls were acceptable after 15 months storage, but textural characteristics were affected by the irradiation processing. Cohen et al. (1974) also reported that irradiation lowered shear press values and sensory ratings by trained panelists.

This study was initiated to determine the effects of irradiation processing conditions on the quality of beef loin steaks and restructured steaks. The steaks were irradiated with two sources, an electron linear accelerator and a gamma source, Co^{60} . Changes in the sensory properties, shear press values and hydroxyproline were measured.

Materials and Methods

Loin Steak

Fresh, USDA choice grade loin muscles, Longissimus, 5-7 days post-mortem, were trimmed of all surface fat. The loin muscles were pumped with a solution of sodium chloride and sodium tripolyphosphate (TPP) to yield the added concentration of 0.75% and 0.30%, respectively. The pumped loins were held overnight at $+2$ to $+5^{\circ}\text{C}$ and

then sliced into 13 mm thick steaks. The steaks were enzyme inactivated on a grill (227 °C) to an internal temperature of 72 to 75 °C.

Restructured Steak

Fresh USDA choice grade whole rounds (with shanks removed), 5 - 7 days post mortem, were trimmed of all surface fat, individual muscles sectioned and defatted. The meat was cut into 20 - 100 g chunks and mixed with 0.75% sodium chloride, 0.3% sodium TPP and 3.0% chipped ice in a Hobart™ mixer for 20 minutes. After mixing, the meat was formed in metal wire cages, 88 x 127 mm, cross section and tempered to -5 °C. The meat block was cut into 120 g steaks, which were enzyme inactivated on a 227 °C grill to an internal temperature of 72 to 75 °C.

Packaging

The cooked steaks were packaged in multilayer flexible pouches (114 x 192 mm) and sealed under vacuum on a Multivac™ Heat Sealer. The food contact layer was high density polyethylene (HDPE). After closure the pouches were held at the desired processing temperature until irradiation.

Irradiation Processing

Irradiation of the product was carried out in the radiation facilities at the US Army, Research and Development Command, Natick, MA. Samples were given total dose of 18.5, 37 and 74 kGy with a dose range of $\pm 9\%$. Irradiation temperatures were +5, -30 and -80 ± 10 °C for gamma irradiation. Samples irradiated with the electron source were packed in insulated containers without temperature control during processing. Temperatures increased by 15 to 25 °C during irradiation. For shear press and hydroxyproline analysis, the samples were also irradiated at 148 kGy. The dose rate of the gamma source was 14 Gy/kg/sec. The linear accelerator utilizes 10 Mev electrons and a dose rate of 10^9 kGy per second. Samples were stored at 21 ± 2 °C after irradiation. Nonirradiated frozen controls were held at -29 °C.

Evaluation

The samples were evaluated by 10 - 12 member sensory panels for the sensory characteristics: Odor, flavor, color and texture in which the following scale was used: 1 - extremely poor; 2 - very poor; 3 - poor; 4 - below fair, above poor; 5 - fair; 6 - below good, above fair; 7 - good; 8 - very good; 9 - excellent.

Preference ratings were obtained by 30 - 36 member consumer panels. Evaluations for preference were made using the scale of one to nine, with one being "dislike extremely" and nine meaning "like extremely" (Peryam and Pilgrim, 1957). A rating of 5, "neither like nor dislike" is considered the base line in determining the acceptability of the product. Samples were warmed to a 60 °C internal temperature in electric ovens at 165 °C and served individually to the panelists.

Statistical Analysis

All of the data reported in this paper were subjected to statistical analysis using analysis of variance and least significant differences methods (Steel and Torrie, 1960).

Texture Determination (Shear Press)

Shear press analyses were determined on a Kramer™ Shear Press. The method

was similar to that described by Cohen et al., 1974. A 25 x 50 x 12.5 mm meat sample was used for each reading. Each sample was replicated 16 times and the results reported in newtons.

Results and Discussion

The effects of irradiation temperature on loin steaks irradiated with electron and gamma sources are shown in Table 1. Significant differences were found between the flavor ratings of the electron irradiated samples, but these differences could not be associated with the temperatures of irradiation. No significant differences in the sensory ratings were found in the gamma irradiated samples.

Table 1 - Effect of Irradiation Temperature on Quality of Loin Steaks

Temp. °C	Sensory Characteristics							
	Color		Odor		Flavor		Texture	
	Mean	SD	Mean	SD	Mean	SD	Mean	SD
A. Electron Source								
+5	7.3	0.6	6.8	1.1	6.5 ^{a,b}	1.3	6.9	1.0
-30	7.6	0.8	6.8	0.6	7.0 ^{b,c}	0.9	7.2	1.2
-80	7.0	1.0	6.4	1.4	5.9 ^a	1.6	6.4	1.1
control	7.8	0.8	7.4	0.9	7.6 ^c	1.0	7.3	1.1
<i>F</i>	0.2		1.5		3.2		1.2	
significance	NSD		NSD		0.05		NSD	
LSD (0.05)	NA		NA		1.16		NA	
B. Gamma Source								
+5	7.3	0.8	6.9	0.9	6.7	1.4	6.9	1.0
-30	7.4	0.7	6.8	1.1	6.5	1.1	6.8	0.9
-80	7.5	0.7	7.0	0.8	6.8	1.0	7.2	0.8
control	7.1	0.9	7.3	0.8	7.6	1.0	7.2	1.0
<i>F</i>	0.4		0.5		1.7		0.5	
significance	NSD		NSD		NSD		NSD	
LSD (0.05)	NA		NA		NA		NA	

Means in a column followed by the same letter are not significantly different.

Irradiation conditions - 37 kGy dose. Irradiation temperature variation - ± 10 °C
10 panelists per test

Temperature effects for restructured steak are shown in Table 2. Flavor ratings for both the electron and gamma irradiated samples were significant. When the processing temperature decreased, the flavor scores significantly increased. In most cases, samples irradiated at +5°C were rated lower than sample irradiated while frozen. The ratings for all the samples were in the acceptable range. Small differences within the samples were not detected due to the grilling of the steaks. The "grilled" flavor of the steaks masked the changes in the odor and flavor that were due to irradiation processing.

Table 2 - Effect of Irradiation Temperature on Quality of Restructured Steaks

Temp. °C	Sensory Characteristics							
	Color		Odor		Flavor		Texture	
	Mean	SD	Mean	SD	Mean	SD	Mean	SD
<u>A. Electron Source</u>								
+5	6.8	1.1	6.0	1.6	5.4 ^a	1.4	5.5	1.7
-30	6.4	0.9	6.3	1.0	5.9 ^{a,b}	0.8	6.1	1.0
-80	6.8	1.0	6.3	1.2	6.5 ^{b,c}	1.1	6.7	1.0
control	7.3	1.0	6.8	1.2	7.1 ^c	0.9	6.7	1.0
<i>F</i>	1.2		0.6		4.0		1.4	
significance	NSD		NSD		0.05		NSD	
LSD (0.05)	NA		NA		1.05		NA	
<u>B. Gamma Source</u>								
+5	6.6	1.0	5.3	1.5	5.0	1.0	5.9 ^d	0.9
-30	7.0	1.0	6.8 ^{a,b}	1.2	6.6 ^c	1.3	6.5 ^{d,e}	1.0
-80	7.2	0.6	6.4 ^{a,b}	0.5	6.5 ^c	0.8	6.6 ^{d,e}	1.0
control	7.3	0.9	7.5 ^b	0.7	6.6	0.7	7.3 ^e	0.6
<i>F</i>	1.1		7.2		11.1		3.5	
significance	NSD		0.01		0.01		0.05	
LSD (0.05)	NA		1.0		0.9		0.9	
LSD (0.01)	NA		1.32		1.34		NA	

Means in a column followed by the same letter are not significantly different

Irradiation conditions - 37 kGy dose, temperature variation ± 10 °C

10 panelists per test

The effects of irradiation dose on loin steaks are listed in Table 3. Differences between the samples irradiated at the three dose levels were not significant and no trends were established that were associated with the dose levels.

Table 3 - Effect of Irradiation Dose on the Quality of Loin Steaks

Dose kGy	Sensory Characteristics							
	Color		Odor		Flavor		Texture	
	Mean	SD	Mean	SD	Mean	SD	Mean	SD
<u>A. Electron Source</u>								
18.5	6.8	1.0	6.0 ^a	1.2	5.9 ^b	1.3	6.8	1.1
37.0	6.6	0.8	6.0 ^a	0.6	6.3 ^b	0.9	6.6	0.9
74.0	6.6	1.1	5.9 ^a	1.0	5.6 ^b	1.4	6.1	1.1
control	7.4	0.9	7.7	0.5	7.7	0.6	7.2	1.6
<i>F</i>	1.4		8.8		6.5		1.3	
significance	NSD		0.01		0.01		NSD	
LSD (0.05)	NA		0.8		1.0		NA	
LSD (0.01)	NA		1.1		1.4		NA	
<u>B. Gamma Source</u>								
18.5	6.7	1.0	5.4	1.6	5.3 ^a	1.8	6.3 ^{c,d}	0.8
37.0	7.2	0.8	6.1	1.1	6.4 ^{a,b}	0.9	7.3	0.8
74.0	6.8	1.1	6.2	1.2	5.3 ^a	1.9	5.6 ^d	2.0
control	7.2	0.9	6.9	1.4	7.5 ^b	0.7	7.0 ^c	1.1
<i>F</i>	2.14		1.94		4.92		3.32	
significance	NSD		NSD		0.05		0.05	
LSD (0.05)	NA		NA		1.4		1.2	
LSD (0.01)	NA		NA		1.8		NA	

Means in a column followed by the same letter are not significantly different
10 panelists per test

-30 ±10°C irradiation temperature

Sensory scores for the restructured steaks are shown in Table 4. The conclusions were similar to the loin steak results. No statistical differences were determined in the electron processed group. For the gama processed group, irradiation at 754 kGy resulted in a lowering of the sensory values. For both flavor and texture, a significant reduction in sensory ratings was found

Table 4 - Effect of Irradiation Dose on Quality of Restructured Steaks

<u>Dose</u> <u>kGy</u>	<u>Sensory Characteristics</u>							
	<u>Color</u>		<u>Odor</u>		<u>Flavor</u>		<u>Texture</u>	
	<u>Mean</u>	<u>SD</u>	<u>Mean</u>	<u>SD</u>	<u>Mean</u>	<u>SD</u>	<u>Mean</u>	<u>SD</u>
<u>A. Electron Source</u>								
18.5	7.1	0.9	7.0	0.9	6.8	0.8	7.0	0.8
37.0	7.1	0.8	6.5	1.0	6.4	1.3	6.5	0.9
74.0	7.4	0.9	6.9	0.5	6.6	0.9	6.0	1.9
control	7.4	0.7	7.1	1.0	7.4	0.8	7.3	0.6
<i>E</i>	0.4		0.8		1.8		2.2	
significance	NSD		NSD		NSD		NSD	
LSD	NA		NA		NA		NA	
<u>B. Gamma Source</u>								
18.5	7.3	0.8	6.8	1.0	6.9 ^a	1.5	7.6	0.8
37.0	6.9	0.9	6.7	1.0	6.6 ^a	1.3	6.9 ^b	1.0
74.0	6.8	0.6	5.8	1.3	4.9	1.3	5.9 ^b	1.7
control	7.0	0.9	6.6	0.9	7.1 ^a	1.0	6.6 ^b	1.3
<i>E</i>	0.6		1.7		5.6		2.7	
significance	NSD		NSD		0.01		0.05	
LSD (0.05)	NA		NA		1.2		1.2	
LSD (0.01)	NA		NA		1.6		NA	

The muscle loin and restructured steaks are compared in Table 5. The loin steaks rated slightly better. The electron irradiated steaks rated slightly higher for color and odor (but not significantly) than the gamma irradiated steaks.

Table 5 - Effect of Manufacturing Technique and Irradiation Dose on Quality of Loin Steaks

<u>Technique</u>	<u>Sensory Characteristics</u>								<u>Irradiation Source</u>
	<u>Color</u>		<u>Odor</u>		<u>Flavor</u>		<u>Texture</u>		
	<u>Mean</u>	<u>SD</u>	<u>Mean</u>	<u>SD</u>	<u>Mean</u>	<u>SD</u>	<u>Mean</u>	<u>SD</u>	
Restructured	6.6 ^a	0.5	5.9 ^{c,d}	0.8	5.6 ^e	0.8	5.9	1.1	electron
Restructured	5.8	1.4	5.3 ^d	1.4	5.3 ^e	1.3	5.8	1.5	gamma
Loin Steak	7.0 ^a	0.6	6.5 ^{b,c}	0.7	6.1 ^e	1.0	6.5	1.1	electron
Loin Steak	6.7 ^a	1.0	5.9 ^{c,d}	1.8	5.7 ^e	1.9	6.2	1.1	gamma
Loin Steak	7.2 ^a	0.6	7.2 ^b	0.6	7.6	0.7	7.1	0.8	control
<i>F</i>	3.3		3.6		5.2		1.9		
significance	0.05		0.05		0.05		NSD		
LSD (0.05)	0.9		1.1		1.1		NA		

Irradiation conditions: 37 kGy at -30 ± 10 °C

Means in a column followed by the same letter are not significantly different

The samples were tested after 15 months of storage at 21 °C. The frozen controls were held at -29 °C. Table 6 lists the results of the panel evaluation of the samples irradiated at the various temperatures. No significant differences were found in the electron irradiated group. The scores appear to increase with the lowering of the temperature. In the gamma irradiated group, the same trends were noted.

Irradiation at -80 °C resulted in a product which was similar to the nonirradiated frozen control after 15 months of storage.

Table 6 - Effect of Irradiation Temperature on Quality of Loin Steaks After 15 Months of Storage

Irrad. Temp. ____°C____	Sensory Characteristics							
	Color		Odor		Flavor		Texture	
	Mean	SD	Mean	SD	Mean	SD	Mean	SD
<u>A. Electron Source</u>								
+5	7.2	1.1	6.4	1.6	6.0	1.6	6.8	1.4
-30	7.5	1.1	6.8	1.6	6.5	1.6	7.0	1.4
-80	7.8	0.8	6.9	1.5	6.8	1.4	7.5	0.9
control	7.8	0.8	7.2	1.4	7.6	1.1	7.6	1.1
<i>F</i>	0.8		0.4		1.9		0.9	
significance	NSD		NSD		NSD		NSD	
<u>B. Gamma Source</u>								
+5	6.9 ^a	0.7	5.7 ^c	1.2	5.0 ^d	1.3	5.5 ^f	1.4
-30	6.7 ^{a,b}	0.8	5.6 ^c	1.4	5.0 ^d	2.0	6.5 ^{f,g}	0.9
-80	7.3 ^b	0.5	6.5 ^c	1.2	6.4 ^{d,e}	1.4	6.5 ^{f,g}	1.0
control	6.5 ^a	0.5	7.4	1.0	7.6 ^e	0.5	7.3 ^g	0.8
<i>F</i>	3.1		4.2		8.0		1.0	
significance	0.05		0.05		0.05		NSD	
LSD (0.05)	0.59	1.16	1.25	NA	1.25	NA	NSD	NA

Irradiation Dose: 37 kGy

Means in a column followed by the same letter are not significantly different

The effects of dose are shown in Table 7 . They indicate at all samples were rated in the acceptable range and irradiated samples were equal in quality to the nonirradiated frozen control

Table 7 - Effect of Irradiation Dose on Quality of Loin Steaks
after 15 Months of Storage

<u>Dose</u> <u>kGy</u>	<u>Sensory Characteristics</u>							
	<u>Color</u>		<u>Odor</u>		<u>Flavor</u>		<u>Texture</u>	
	<u>Mean</u>	<u>SD</u>	<u>Mean</u>	<u>SD</u>	<u>Mean</u>	<u>SD</u>	<u>Mean</u>	<u>SD</u>
<u>A. Electron Source</u>								
18.5	7.3	1.0	7.0	1.2	6.8	1.0	7.4	1.0
37.0	7.4	1.0	7.3	1.3	6.8	1.6	7.9	0.7
74.0	7.2	0.9	6.6	1.4	6.6	1.2	7.1	1.1
control	7.5	0.8	7.1	1.0	7.2	1.3	7.1	0.9
<i>F</i>	0.2		0.5		0.3		1.4	
significance	NSD		NSD		NSD		NSD	
<u>B. Gamma Source</u>								
18.5	7.7	0.9	7.4	1.1	6.5	1.7	7.0	1.3
37.0	7.7	0.9	6.8	1.5	6.5	1.6	7.3	1.3
74.0	7.5	1.0	6.8	1.7	5.8	1.9	6.3	1.6
control	8.1	0.8	7.9	0.9	7.8	1.2	7.9	0.8
<i>F</i>	0.7		1.4		2.4		2.5	
significance	NSD		NSD		NSD		NSD	

Irradiation Temperature: $-30 \pm 10^{\circ} \text{C}$

Comparison of the sensory characteristics of the irradiated loin andrestructured steaks did not show significant differences between the samples after 15 months of storage. This is shown in Table 8. Ratings from a 35 member consumer panel showed that the loin samples were preferred to the restructured steaks. There were no significant differences due to the irradiation source or compared to the control.

Table 8 - Effect of Method of Manufacture and Type of Irradiation on Sensory Characteristics After 15 Months of Storage

<u>Sample Description</u>	<u>Sensory Panel</u>								<u>Consumer Panel Preference</u>	
	<u>Color</u>		<u>Odor</u>		<u>Flavor</u>		<u>Texture</u>		<u>Mean</u>	<u>SD</u>
	<u>Mean</u>	<u>SD</u>	<u>Mean</u>	<u>SD</u>	<u>Mean</u>	<u>SD</u>	<u>Mean</u>	<u>SD</u>		
Restructured Electron	6.4	1.0	5.8	1.4	5.8	1.4	6.6	1.2	5.3 ^a	1.7
Restructured Gamma	7.2	0.9	7.2	1.0	7.5	0.8	7.4	0.8	5.8 ^{a,c}	1.5
Loin Steak Electron	6.9	0.9	6.3	1.3	6.2	1.3	6.5	1.4	6.5 ^b	1.6
Loin Steak Gamma	6.8	1.5	6.1	1.6	6.4	1.2	6.6	1.1	6.3 ^{b,c}	1.6
Frozen Control Loin	7.0	1.0	6.6	1.2	6.7	1.6	6.9	1.1	6.3 ^{b,c}	1.4
<i>F</i>	0.7		1.5		2,3		0.9		5.4	
significance	NSD		NSD		NSD		NSD		(0.01)	

Means in a column followed by the same letter are not significantly different

Irradiation Dose: 37 kGy Irradiation Temp.: -30 ± 10°C

Sensory Panel - 10 Panelists

Consumer Panel - 35 Panelists

Shear press analyses were determined using an All-Kramer™ Shear Press. Data in Figures 1 and 2 express the shear force in Newtons. It is shown as a function of irradiation dose in Figure 1A and irradiation temperature in Figure 1B for the beef loins. For restructured beef steaks the values are shown as a function of dose in Figure 2A and irradiation temperature in Figure 2B. The dose effect was significant. Decreasing the irradiation temperature increased the shear values. No significant differences were found between the types of irradiation. At all irradiation levels the shear values were significantly different between nonirradiated frozen controls and irradiated samples.

The overall results of this study have shown that restructured steaks are acceptable, but less preferred than loin steaks. Irradiation dose and temperature were again shown to affect the quality and in most cases electron irradiated steaks were rated higher than gamma irradiated. Texture measurement was significantly affected by both temperature and dose. All irradiated steak samples tested were found to be in the acceptable range indicating that the irradiation sterilized steaks can be produced and could be useful in military and civilian feeding systems.

Irradiated loin steaks were included in the rations of the joint Russian American (Apollo-Soyuz) space mission in 1975 and were rated very acceptable by the astronauts. It is planned to include this irradiated item in future space flights along with irradiated corned beef and smoked turkey and possibly other irradiated meats, subject to additional evaluations by NASA food acceptance specialists.

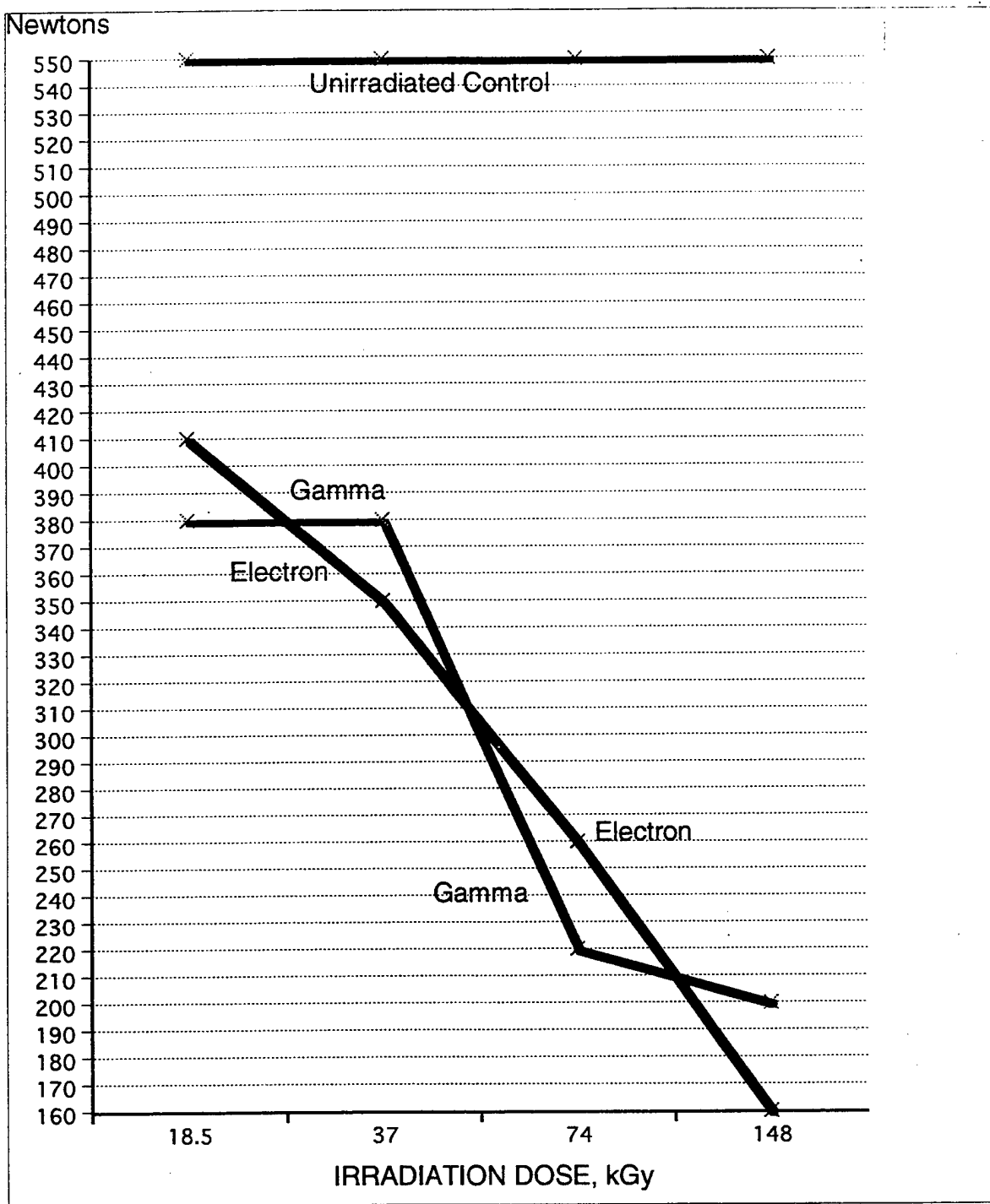


Fig. 1A - SHEAR PRESS SCORES AS FUNCTION OF IRRADIATION DOSE (BEEF LOINS)

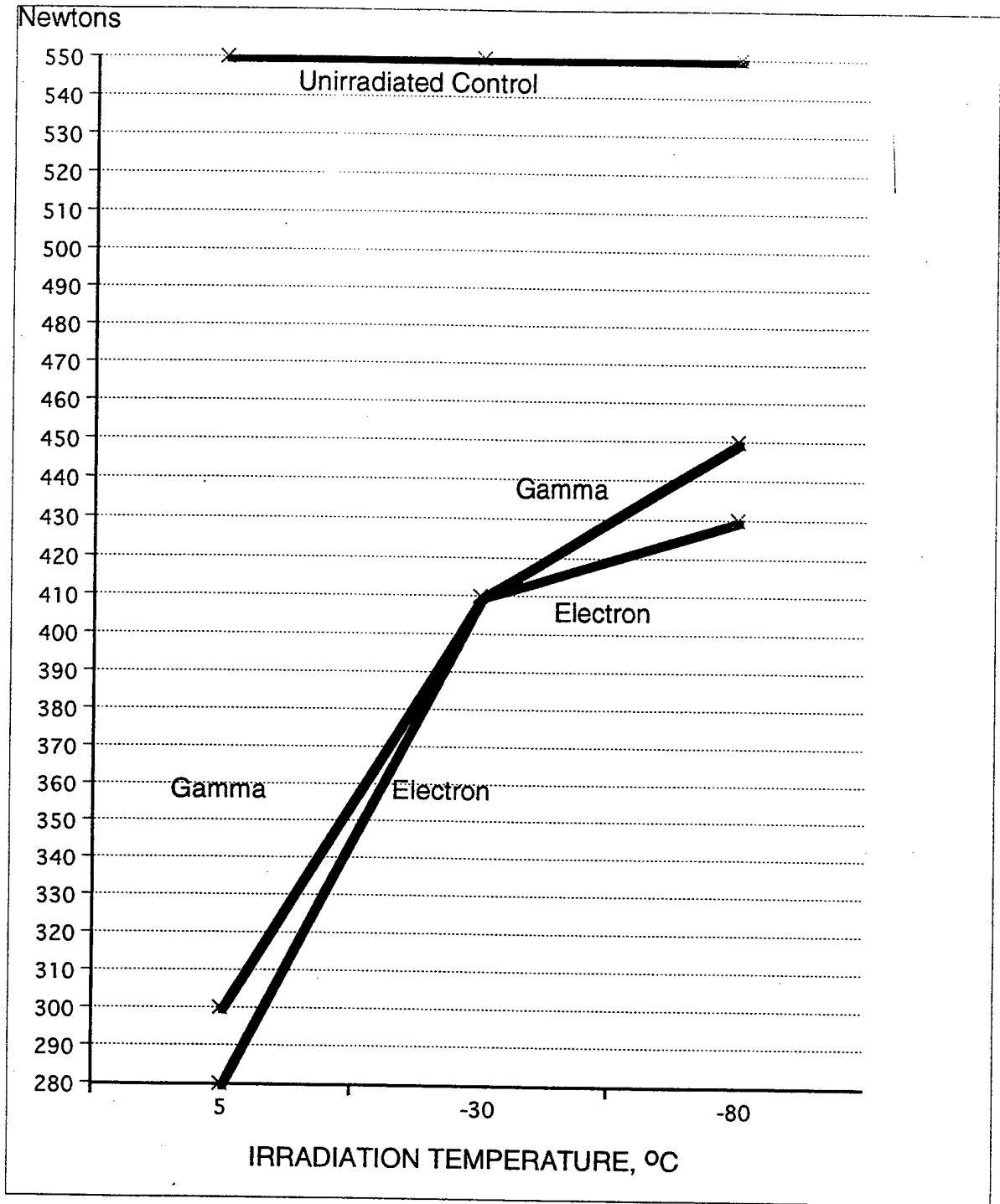


Fig. 1B - SHEAR PRESS SCORES AS FUNCTION OF IRRADIATION TEMPERATURE (BEEF LOINS)

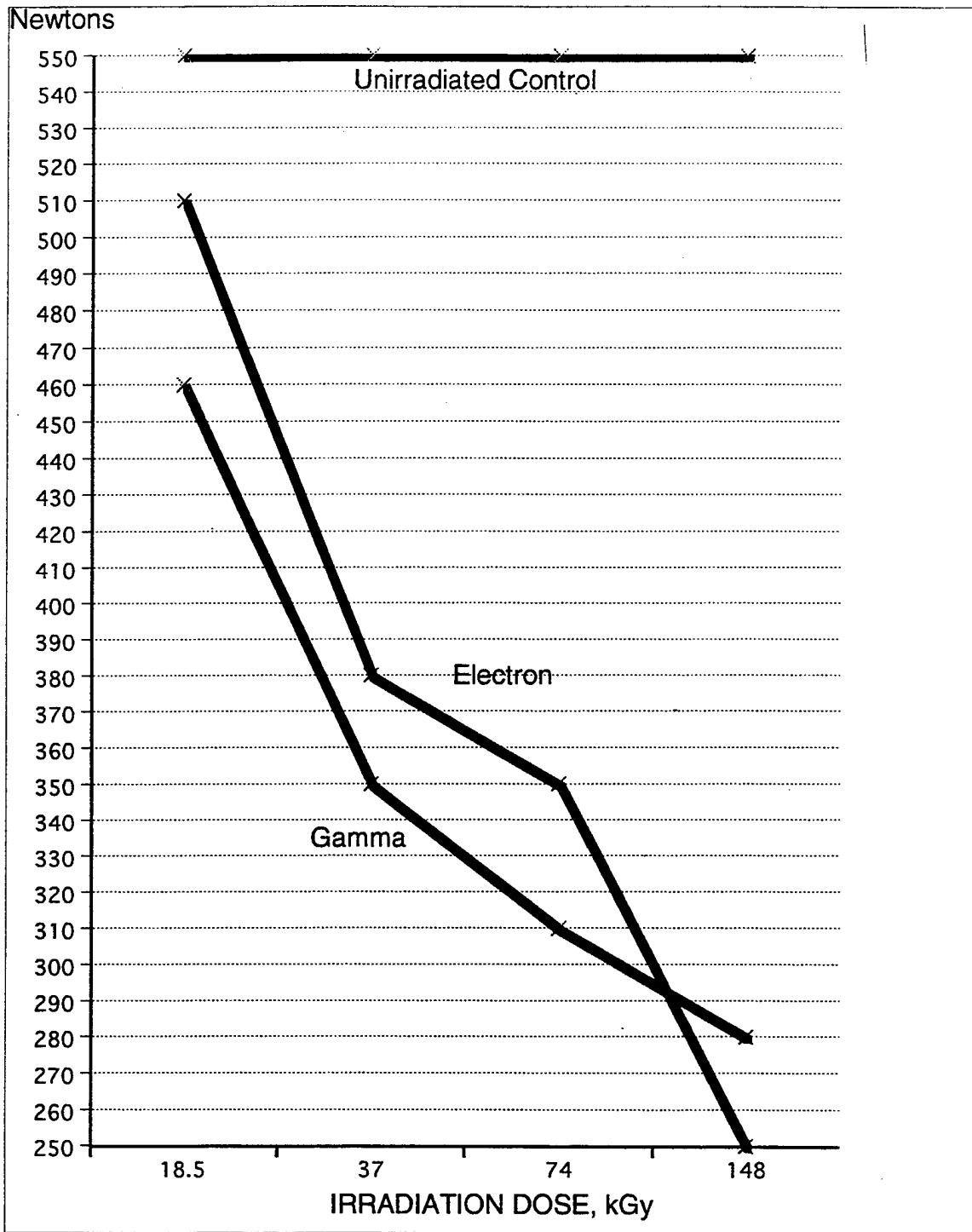


Fig. 2A - SHEAR PRESS SCORES AS FUNCTION OF IRRADIATION DOSE (RESTRUCTURED BEEF STEAKS)

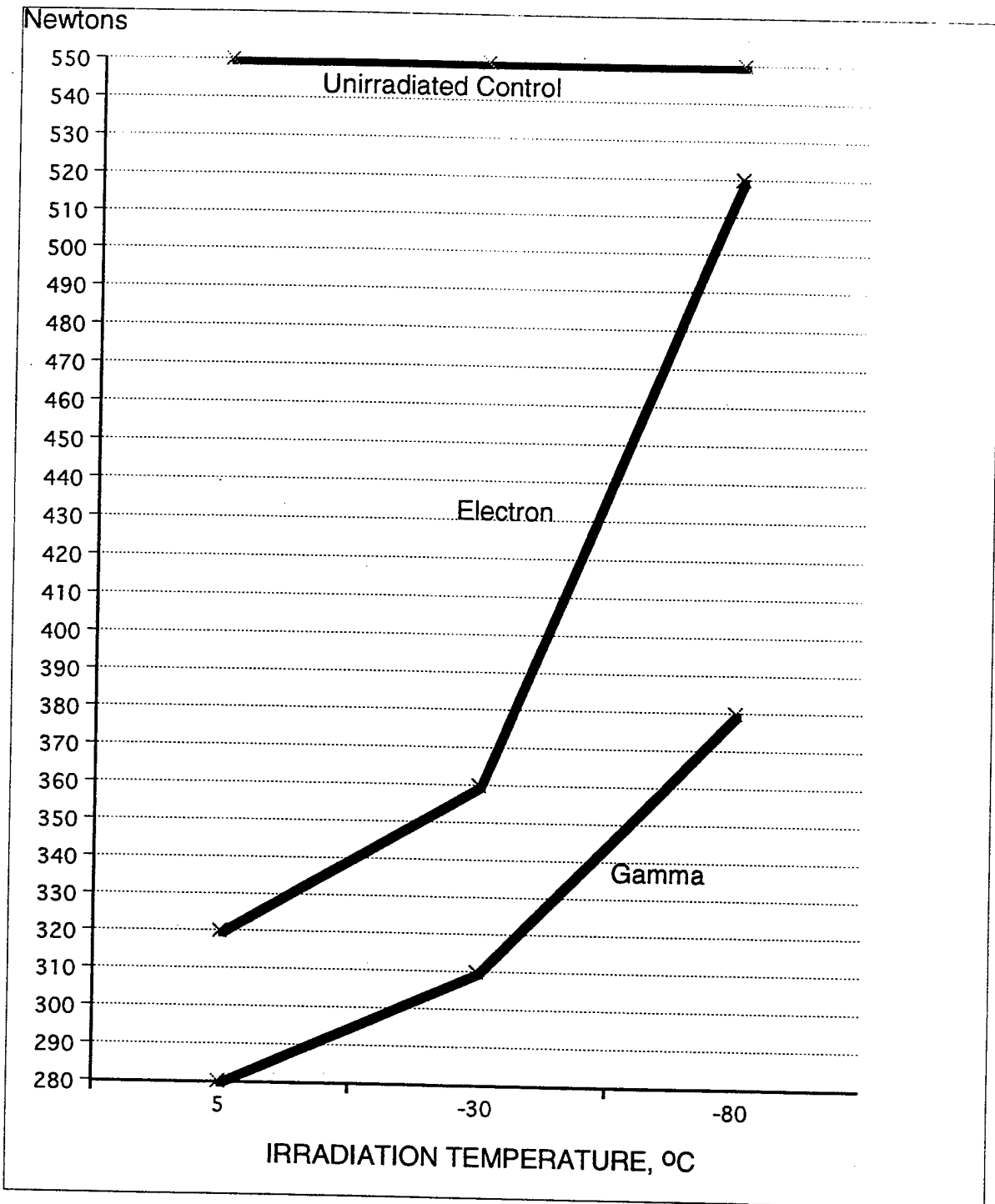


Fig. 2B - SHEAR PRESS SCORES AS FUNCTION OF IRRADIATION TEMPERATURE (RESTRUCTURED BEEF STEAKS)

This document reports research undertaken at the U.S. Army Soldier and Biological Chemical Command, Soldier Systems Center, and has been assigned No. NATICK/TR-991010 in a series of reports approved for publication.

REFERENCES

- Cain, R.F., Anglemier, A.F., Sather, L.A., Bautista, F.A. and Thompson, R.H. 1958. Acceptability of fresh and precooked radiated meats. *Food Research*, 23: 603
- Cohen, J.S. and Rice, L. 1974. Measurement of cohesiveness of fabricated, irradiated meat rolls. TP 74-45-FL, US Army Natick Development Center
- Coleby, B., Ingram, M. and Sheperd, H.J., 1961. Treatment of meats with ionizing radiations. VI. Changes in quality during storage of sterilized raw beef and pork. *J. Sci. Food Agric.* 12: 417
- Coleby, B., Ingram, M., Sheperd, H.J., Thornley, M.J. and Wilson, G.M., 1961. Treatment of meats with ionizing radiations. VII. Effect of low temperatures during irradiation. *J. Sci. Food Agric.* 12: 483
- Cross, H.R. and Stanfield, M.L. 1976. Consumer evaluation of restructured beef steak. *J. Food Sci.* 41: 1257
- Crecz, M., Walker, A.A., Anellis, A. and Berkowitz, D., 1971. Effect of irradiation temperature in the range -196 to 95 C on the resistance of spores of Clostridium botulinum 33A in cooked beef. *Can. J. of Micro.* 17: 135
- Harlan, J.W., Kauffman, F.L. and Heiligman, F., 1967. Effect of irradiation temperature and processing conditions on organoleptic properties of beef and chemical yields in model systems. *Radiation Preservation of Foods, Advances in Chemistry Series 65, Am. Chem. Soc., Washington D.C., 1967: 35 - 57*
- Heiligman, F.E., 1965. Storage stability of irradiated meats. *Food Tech.* 19: 114
- Heiligman, F., Wierbicki, E. Cohen, J.S. and Mason, V.C. Industrial production and quality of whole carcass beef rolls in the wholesomeness testing of radappertized beef. *Proc. First Int. Cong. of Eng. and Food, Boston, MA*
- Kauffman, F.L. and Harlan, J.W., 1969. Effects of low temperature irradiation on chemical and sensory characteristics of beef steak. Contract No. DA-19-129-AM-164(W). Swift and Co. Technical Report 69-64 FL. US Army Natick Laboratories.
- Loveridge, V., 1994. Quality Assessment of Irradiated Foods, AM94-18
- Mandigo, R.W., 1974. Restructured meat product. *Reciprocal Meat Conference AMSA Chicago, IL, pg. 403*
- Peryam, D.R. and Pilgrim, F.J., 1957. Hedonic scale method for measuring preferences. *Food Technol.* 11: 9
- Shults, G.W., Cohen, J.S., Mason, V.C. and Wierbicki, E., 1977. Effect of fat level and irradiation dose level on the quality of pork rolls. *J. Food Sci.* 42: 1331
- Shults, G.W., and Wierbicki, E., 1974. Development of irradiated beef. 2. Effects of irradiation temperature and dose on the quality of roast beef. TR 74-56-FL, US Natick Research and Development Command, Natick, MA
- Shults, G.W., Cohen, J.S. and Wierbicki, E., 1975. The effects of irradiation dose and temperature on cured ham. TR 76-19-FL, US Army Natick Research and Development Command, Natick, MA
- Snyder, O.P., Jr, 1960. Low temperature irradiation of food: An evaluation. *Progress Report #1, QMF&C Report 23-60. Quartermaster Food and Container Institute, Chicago, IL*

- Steel, R.G. and Torrie, J.H., 1960. "Principles and Procedures of Statistics" 1st Ed. McGraw-Hill, New York, NY
- Wadsworth, C.K. and Shults, G.W., 1966. Low temperature irradiation of meats. Activities Report of the Research & Development Associates #18, No. 1: 13
- Wierbicki, E., Anellis, A., Killoran, J.J., Johnson, E.L., Thomas, M.H. and Josephson, E.S, 1970. High dose radiation processing of meat, poultry and seafood products. Third International Congress of Food Science and Technology, Washington, DC 9-14, Aug. 1970
- Wierbicki, E. and Deatherage, F.E., 1954. Hydroxyproline as an index of connective tissue in muscle. J. Agr. Food Chem. 2: 878