

REPORT DOCUMENTATION PAGE

AFRL-SR-BL-TR-98-

Public reporting burden for this collection of information is estimated to average 1 hour per response, including gathering and maintaining the data needed, and completing and reviewing the collection of information. Send collection of information, including suggestions for reducing this burden, to Washington Headquarters Service, Paperwork Project, Room 3024, 4800 Marking Drive, Arlington, VA 22202-4302, and to the Office of Management and Budget, Paperwork Project, Room 3024, 4800 Marking Drive, Arlington, VA 22202-4302.

0853

JRCES,  
of this  
person

1. AGENCY USE ONLY (Leave blank)		2. REPORT DATE September 1998	3. REPORT TYPE AND DATES COVERED Final Technical Report 1 Mar 97 to 28 Feb 98	
4. TITLE AND SUBTITLE A High Speed Motion Analyzer for Research on the Effects of Shock on the Aerodynamic Forcing of Transonic Turbine Blades			5. FUNDING NUMBERS F49620-97-1-0113	
6. AUTHOR(S) Wing Ng				
7. PERFORMING ORGANIZATION NAME(S) AND ADDRESS(ES) Virginia Polytechnic Institute of Technology Department of Mechanical Engineering Blacksburg, VA 24061-0238			8. PERFORMING ORGANIZATION REPORT NUMBER	
9. SPONSORING/MONITORING AGENCY NAME(S) AND ADDRESS(ES) AFOSR/NA 801 N. RANDOLPH STREET ROOM 732 ARLINGTON VA 22203-1977			10. SPONSORING/MONITORING AGENCY REPORT NUMBER  F49620-97-1-0113	
11. SUPPLEMENTARY NOTES				
12a. DISTRIBUTION AVAILABILITY STATEMENT APPROVED FOR PUBLIC RELEASE; DISTRIBUTION UNLIMITED.			12b. DISTRIBUTION CODE	
13. ABSTRACT (Maximum 200 words) A research program was conducted to study the effects of steady and unsteady shock impingement on the film-cooling heat transfer turbine blades. The objective of the program is to improve the fundamental physical understanding of how these unsteady phenomena affect the film-cooling heat transfer under simulated thermal and flow conditions typical of real turbine engines. The experimental program is being conducted in the Virginia Tech heated, transonic turbine cascade tunnel. Both steady and unsteady shocks were investigated: the steady shock originates from the trailing edge of the blade and impinges on the suction surface of the adjacent blade; whereas the unsteady shock(s) are generated from a shock tube and pass into the cascade upstream of the blades to simulate the interaction of a moving shock from the upstream stationary nozzle guide vane on the downstream rotating blade row. The blade geometry and film-cooling hole pattern were designed by GE Aircraft Engines.				
14. SUBJECT TERMS			15. NUMBER OF PAGES 4	
			16. PRICE CODE	
17. SECURITY CLASSIFICATION OF REPORT UNCLASSIFIED	18. SECURITY CLASSIFICATION OF THIS PAGE UNCLASSIFIED	19. SECURITY CLASSIFICATION OF ABSTRACT UNCLASSIFIED	20. LIMITATION OF ABSTRACT UL	

**Final Technical Report**

Grant # F49620-97-1-0113-DURIP

**A High Speed Motion Analyzer for Research  
on the Effects of Shock on the Aerodynamic  
Forcing of Transonic Turbine Blades**

Submitted to  
Dr. Mark Glauser  
AFOSR/NA

by  
Wing Ng  
Chris Kraft Professor of Mechanical Engineering  
Virginia Tech, MC 0238  
Blacksburg VA 24061  
(540) 231-7274  
wng@vt.edu

19990104 006

September 1998

The following is a description of the equipment purchased under this grant:

<u>Description</u>	<u>Vendor</u>	<u>Amount</u>
IMACON 468 w/4 CCDs	Hadland Photonics Ltd	\$75,000
High Speed Digital Camera	Hadland Photonics Ltd	<u>75,000</u>
		150,000
Less Cost Sharing		<u>(50,000)</u>
Cost to AFOSR		\$100,000

Figure 1 is a photograph of the high speed motion analyzer and Figure 2 shows the pictures taken using the motion analyzer in the film-cooling cascade experiment.

### **Summary of the Research Project for Which the Equipment was Used**

A research program was conducted to study the effects of steady and unsteady shock impingement on the film-cooling heat transfer turbine blades. The objective of the program is to improve the fundamental physical understanding of how these unsteady phenomena affect the film-cooling heat transfer under simulated thermal and flow conditions typical of real turbine engines. The experimental program is being conducted in the Virginia Tech heated, transonic turbine cascade tunnel. Both steady and unsteady shocks were investigated: the steady shock originates from the trailing edge of the blade and impinges on the suction surface of the adjacent blade; whereas the unsteady shock(s) are generated from a shock tube and pass into the cascade upstream of the blades to simulate the interaction of a moving shock from the upstream stationary nozzle guide vane on the downstream rotating blade row. The blade geometry and film-cooling hole pattern were designed by GE Aircraft Engines.

DURIP '97

# High Speed Motion Analyzer

Blackwell Photomes Ltd: Imacon 468

Featured Capability

Magnification


4.5-6x 85. CCD with  
intensifiers (7000 max)

Computer

Resolution 22 line pairs  
per millimeter

Frame speed: between  
10ns and 1ms

Camera



Virginia  
Tech

Figure 1: High Speed Motion Analyzer

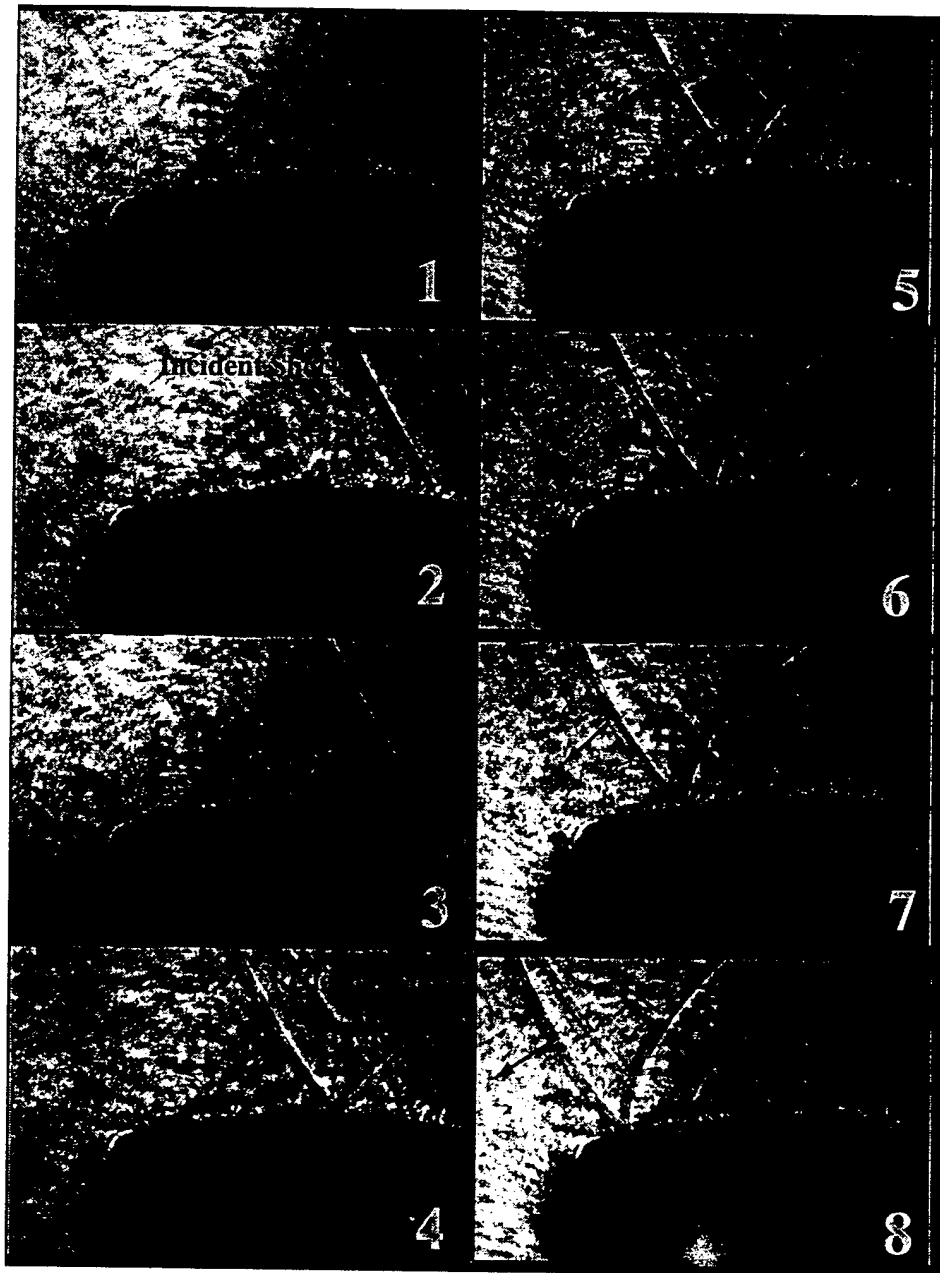
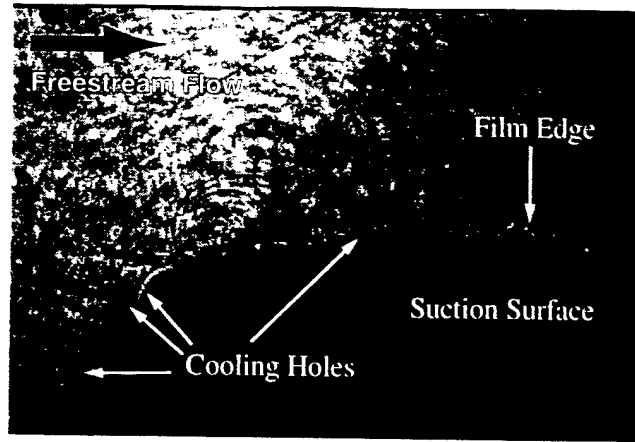


Figure 2: Sequence of Passing Shock Interacting with Cooling Film