

REPORT DOCUMENTATION PAGE			Form Approved OMB No. 0704-0188	
Public reporting burden for this collection of information is estimated to average 1 hour per response, including the time for reviewing instructions, searching existing data sources, gathering and maintaining the data needed and, completing and reviewing the collection of information. Send comments regarding this burden estimate or any other aspect of this collection of information including suggestions for reducing this burden to Washington Headquarters Services, Directorate for Information Operations and Reports, 1215 Jefferson Davis Highway, Suite 1204, Arlington, VA 22202-4302 and to the Office of Management and Budget, Paperwork Reduction Project (0704-0188) Washington, DC 20503				
1. AGENCY USE ONLY (Leave blank)		2. REPORT DATE April 6, 1999	3. REPORT TYPE AND DATES COVERED Technical Report	
4. TITLE AND SUBTITLE Synthesis of Tetraazacrown Ethers Containing Two 8-Hydroxyquinoline Side Arms			5. FUNDING NUMBERS N00014-98-1-0485 98PR05020-00	
6. AUTHOR(S) Zhaoxia Yang, Jerald S. Bradshaw, Paul B. Savage, Krzysztof E. Krakowiak, and Reed M. Izatt				
7. PERFORMING ORGANIZATION NAME(S) AND ADDRESS(ES) Department of Chemistry and Biochemistry Brigham Young University Provo, UT 84602			8. PERFORMING ORGANIZATION REPORT NUMBER Technical Report No. 6	
9. SPONSORING/MONITORING AGENCY NAME(S) AND ADDRESS(ES) Dr. Kelvin Higa (Program Director) Office of Naval Research 800 No. Quincy Street Arlington, VA 22217-5000			10. SPONSORING/MONITORING AGENCY REPORT NUMBER	
11. SUPPLEMENTARY NOTES				
12a. DISTRIBUTION/AVAILABILITY STATEMENT Approved for public release; distribution unlimited			12b. DISTRIBUTION CODE	
13. ABSTRACT (Maximum 200 words) Four new tetraazacrown ethers containing two 8-hydroxyquinoline side arms were prepared first by reductive amination of 8-acetoxyquinolin-2-carbaldehyde with the appropriate tetraazacrown ether containing two microring NH functions (see our Technical Report No. 4). The resulting bis(8-acetoxy-1-quinolinylmethyl)-substituted tetraazacrown ethers were treated with 10% aqueous KOH followed by acid to form the <i>N,N'</i> -bis(8-hydroxy-2-quinolinylmethyl)-substituted tetraazacrown ethers.				
14. SUBJECT TERMS			15. NUMBER OF PAGES	
			16. PRICE CODE NA	
17. SECURITY CLASSIFICATION OF REPORT Unclassified	18. SECURITY CLASSIFICATION OF THIS PAGE Unclassified	19. SECURITY CLASSIFICATION OF ABSTRACT Unclassified	20. LIMITATION OF ABSTRACT Unlimited	

OFFICE OF NAVAL RESERACH

Grant N00014-98-1-0485

Technical Report No. 6

**Synthesis of Tetraazacrown Ethers Containing Two
8-Hydroxyquinoline Side Arms**

by

Zhaoxia Yang, Jerald S. Bradshaw, Paul B. Savage,
Krzysztof E. Krakowiak, and Reed M. Izatt

Department of Chemistry and Biochemistry
Brigham Young University, Provo, UT 84602

April 6, 1999

Reproduction in whole or in part is permitted for
any purpose of the University Government

This document has been approved for public release
and sale; its distribution is unlimited

19990412 043

Synthesis of Tetraazacrown Ethers Containing
Two 8-Hydroxyquinoline Side Arms

Zhaoxia Yang, Jerald S. Bradshaw, Paul B. Savage,

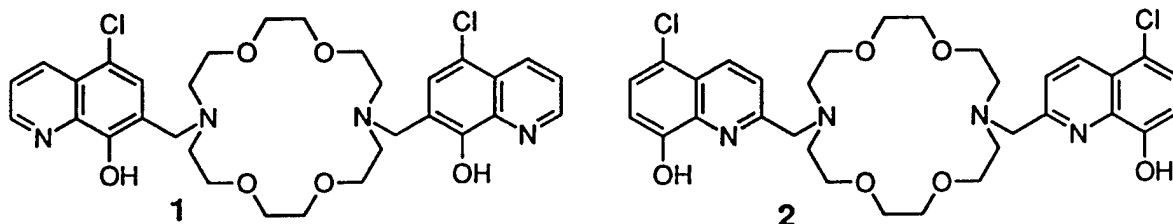
Krzysztof E. Krakowiak, and Reed M. Izatt

Department of Chemistry and Biochemistry

Brigham Young University, Provo, UT 84602

Introduction

A number of crown ether-containing FIPs have been prepared with various fluorophore sidearms including anthracene, coumarin, merocyanine, and benzoxazinone groups.¹⁻⁶ Crown ethers containing oximic and Schiff-base sidearms have also been prepared.² Improvements in metal ion complexing ability and selectivity have been observed when proton-ionizable chromophoric or fluorophoric units are attached to the crown ring as side arms.³ New 5-chloro-8-hydroxyquinoline (CHQ)-substituted azacrown ethers where CHQ was attached through its 7-position (**1**) or its 2-position (**2**) have been synthesized in our laboratory.^{5,6} The ion selectivities demonstrated by **1** and **2** were much greater than those of the parent diaza-18-crown-6 macrocycle.⁶ Particularly striking is the selectivity of compound **1** for Ni(II) over Cu(II) (log K = 11.4 and 10.1, respectively, in methanol) and its strong complexing ability with Mg²⁺ and Ca²⁺. Indeed, ligand **1** is a very effective sensor for Mg²⁺ ions.⁷ Compound **2**, with attachment of CHQ through its 2-position, displays strong complexation in methanol with K⁺ and Ba²⁺ (log K = 6.61 and 12.2, respectively) but not with Mg²⁺ or Cu²⁺. The crystal structure of the complex of Ba²⁺ with **2** shows that both 8-CHQ groups are bidentate chelators of Ba²⁺ and both are juxtaposed on the same side of the complex forming a cryptate-like structure.⁶



This report describes the preparation of new 8-hydroxyquinoline-(8-HQ)-substituted tetraazacrown ethers designed to selectively bind transition and post-transition metal ions with a concomitant modulation in the absorption and fluorescence spectra of the compounds. Tetraazacrown ethers have been shown to selectively complex the target group of metal ions.⁸

Results and Discussion

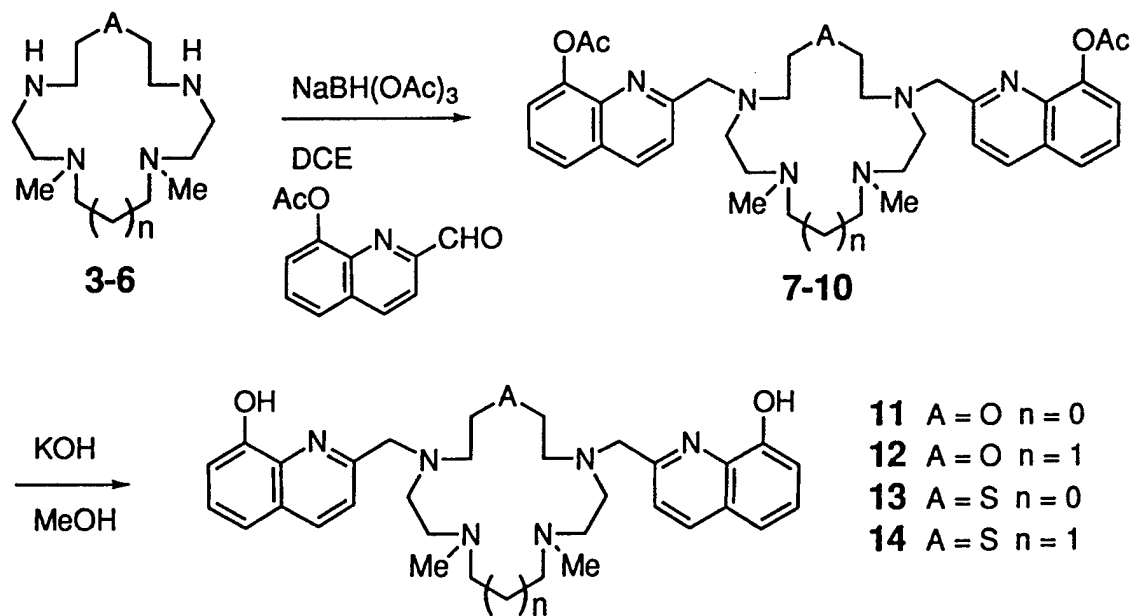
Synthesis of Quinoline Derivative-containing Tetraazacrown Ethers. We have

reported two methods of attaching 5-chloro-8-hydroxyquinoline to diaza-18-crown-6 (to form 1 and 2).⁵ Ligand 2 was prepared by a nucleophilic substitution of the secondary nitrogens on the macrocycle ring on halomethyl-substituted 8-methoxyquinoline followed by removal of the methyl groups.⁵ Ligand 1 was prepared by conversion of the secondary amines of the macrocycle to (methoxymethyl)amines which are active electrophilic reagents in the Mannich reaction and react readily with the electron rich phenolic side of 5-chloro-8-hydroxyquinoline.⁵ We have previously reported the synthesis of 4 new tetraaza-15-(and-16)-crown-5 ligands containing two unsubstituted ring N-H functions.⁹ We attempted to prepare the quinoline derivative-containing tetraaza macrocycles by the above mentioned two methods. Unfortunately, no desired products were obtained.

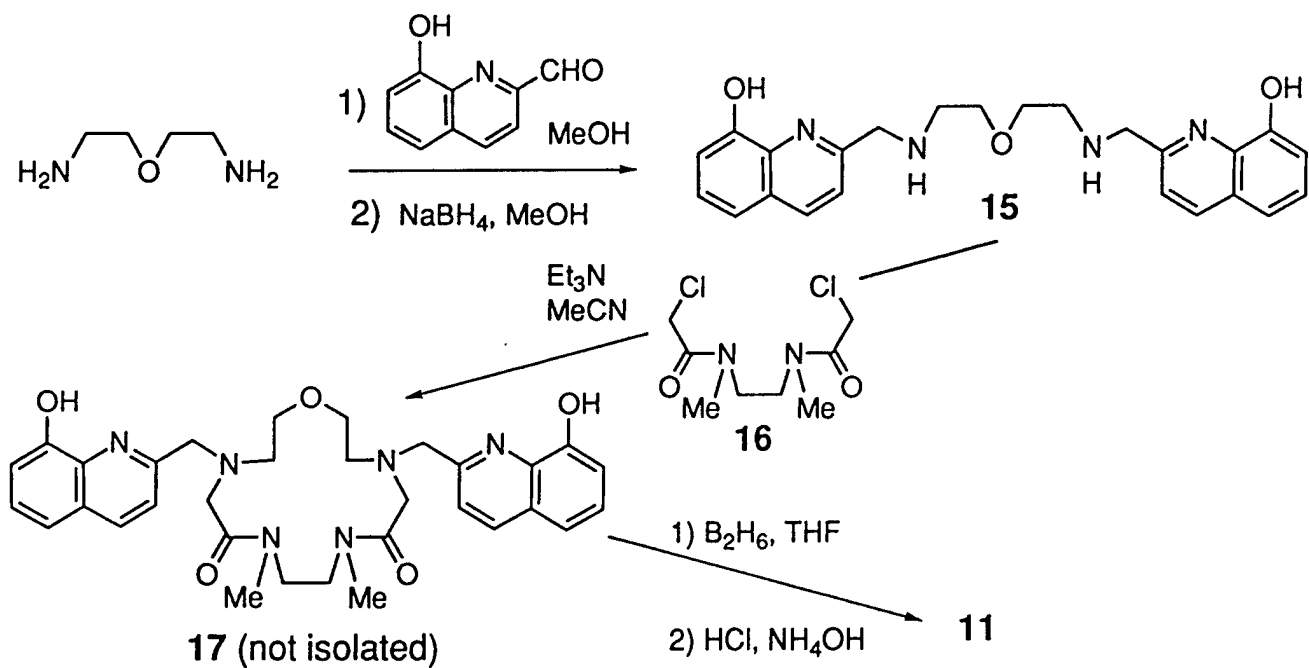
Reactions of aldehydes with primary or secondary amines in the presence of reducing agents to give secondary or tertiary amines, respectively, known as reductive amination, are useful methods to alkylate amine groups. Direct reductive amination of aldehydes with amines using sodium triacetoxyborohydride ($\text{NaBH}(\text{OAc})_3$) as a reducing agent has been developed for a wide variety of substrates.¹⁰ Compared to other hydride reducing agents such as sodium cyanoborohydride (NaBH_3CN), $\text{NaBH}(\text{OAc})_3$ is mild, less toxic and exhibits remarkable selectivity as a reducing agent.¹⁰

Reductive amination of 8-hydroxyquinolin-2-carboxaldehyde with a tetraazacrown ether did not occur, possibly because of the presence of the phenolic OH group. However, when tetraaza macrocycles 3-6 were treated with 8-acetoxyquinolin-2-carboxaldehyde in the presence of $\text{NaBH}(\text{OAc})_3$, 8-acetoxyquinoline-substituted macrocycles 7-10 were formed in good yields (Scheme 1). Products 7-10 could not be purified by chromatography because they were hydrolyzed by the solvent system used, and, thus, were treated without purification with KOH to form 8-HQ-containing ligands 11-14 in 71%-78% yields. When working up macrocycles 11-14 following hydrolysis of the acetates, the solution was adjusted to pH ~ 10. In this pH range, the tetraazacrown ethers contain one or more molecules of HCl as demonstrated by the elemental analyses for 11, 12 and 14.

Another approach to prepare 8-HQ-substituted 11 is shown in Scheme 2. The 8-HQ pendant arms were attached to the aliphatic nitrogen by stepwise reductive amination before



Scheme 1. Syntheses of 8-hydroxyquinoline-substituted tetraazacrown ethers *via* reductive amination



Scheme 2. Alternate synthesis of 11

cyclization to form 15. Compound 15 was cyclized with crab-like bis(α -chloroamide) 16 to give the intermediate macrocyclic diamide 17. To avoid deprotonation of the phenolic OH group, triethylamine was used instead of Na_2CO_3 in the cyclization reaction. The resulting bisamide was reduced by the borane-THF complex to give 11 in a 27% overall yield. Aqueous HCl needed to be added to the reaction mixture to destroy the complex with borane. Treatment of the diamide with LiAlH_4 gave a lower yield. Compared to the approach in Scheme 1, both the cyclization and reduction steps (Scheme 2) gave lower yields. Thus, the direct attachment of the quinolinecarbaldehyde to the secondary amines of the macrocycle ring is a more convenient way to prepare macrocycles with quinoline derivatives as side arms.

Experimental Section

The ^1H and ^{13}C NMR spectra were recorded at 200 or 300 MHz and 50 or 75 MHz in CDCl_3 unless otherwise noted. MS spectra were determined using chemical ionization (CI) and fast atom bombardment (FAB) methods. All starting materials were either purchased from commercial sources or synthesized by known methods: 8-acetoxyquinolin-2-carbaldehyde¹¹ and starting tetraaza-15(-16)-crown ethers 3-6.⁹

General Procedure A: Reductive Amination of Quinolinecarboxaldehydes with Tetraazacrown Ethers (Scheme 1). A mixture of the quinolinecarboxaldehyde and the macrocyclic diamine in $\text{ClCH}_2\text{CH}_2\text{Cl}$ was stirred with 1.3-1.6 equiv of $\text{NaBH}(\text{OAc})_3$ under a N_2 atmosphere at rt. The reaction was monitored by TLC. When the reaction was completed, 1N HCl was added to terminate the reaction. Then 1N NaOH was added to adjust the pH value of the solution to pH 10-12. The solution was then extracted several times by portions of CH_2Cl_2 . The combined CH_2Cl_2 extracts were dried (Na_2SO_4), filtered, and evaporated to give the crude product. The crude product was purified by flash chromatography on silica gel ($\text{CH}_2\text{Cl}_2/\text{MeOH}/\text{NH}_4\text{OH}$) to give the product.

7,13-Bis((8-acetoxy-2-quinolinyl)methyl)-1,4-dimethyl-1,4,7,13-tetraaza-10-oxacyclopentadecane (7) (Scheme 1). Compound 7 (210 mg, 82%) was obtained as an oil according to general procedure A from 8-acetoxyquinolin-2-carboxaldehyde (172 mg, 0.8 mmol) and 3 (98

mg, 0.4 mmol); ^1H NMR δ 8.06 (d, J = 8.4 Hz, 2H), 7.63 (dd, J = 8.1, 1.5 Hz, 2H), 7.62 (d, J = 8.4 Hz, 2H), 7.43 (dd, J = 7.4, 8.1 Hz, 2H), 7.35 (dd, J = 7.4, 1.5 Hz, 2H), 3.93 (s, 4H), 3.47 (t, J = 4.2 Hz, 4H), 2.89 (t, J = 6.3 Hz, 4H), 2.78-2.75 (m, 12H), 2.42 (s, 6H), 2.32 (s, 6H); ^{13}C NMR δ 169.8, 160.3, 147.4, 140.3, 136.3, 128.6, 125.8, 125.7, 122.2, 121.3, 70.1, 61.5, 55.0, 54.0, 53.9, 52.1, 43.5, 21.1; MS (FAB) m/z 665 (MNa^+); HRMS (FAB) Calcd for $\text{C}_{36}\text{H}_{47}\text{N}_6\text{O}_5$ (MH^+): 643.3608, found: 643.3582.

8,14-Bis((8-acetoxy-2-quinolinyl)methyl)-1,5-dimethyl-1,5,8,14-tetraaza-11-oxacyclohexadecane (8) (Scheme 1). Compound 8 (279 mg, 85%) was obtained as an oil according to general procedure A from 8-acetoxyquinolin-2-carboxaldehyde (215 mg, 1 mmol) and 4 (129 mg, 0.5 mmol); ^1H NMR δ 8.09 (d, J = 8.5 Hz, 2H), 7.67 (d, J = 8.5 Hz, 2H), 7.66 (dd, J = 8.3, 1.5 Hz, 2H), 7.46 (dd, J = 7.6, 8.3 Hz, 2H), 7.38 (dd, J = 7.6, 1.5 Hz, 2H), 3.95 (s, 4H), 3.53 (t, J = 4.6 Hz, 4H), 2.89 (t, J = 6.4 Hz, 4H), 2.81 (t, J = 5.1 Hz, 4H), 2.64 (m, 8H), 2.46 (s, 6H), 2.29 (s, 6H), 1.76 (p, J = 6.6 Hz, 2H); ^{13}C NMR δ 169.9, 160.9, 147.4, 140.3, 136.3, 128.7, 125.8, 125.8, 122.1, 121.3, 70.0, 61.5, 55.4, 55.0, 54.1, 52.0, 42.8, 21.1; MS (FAB) m/z 657 (MH^+), 679 (MNa^+); HRMS (FAB) Calcd for $\text{C}_{37}\text{H}_{49}\text{N}_6\text{O}_5$ (MH^+): 657.3764, found: 657.3745.

7,13-Bis((8-acetoxy-2-quinolinyl)methyl)-1,4-dimethyl-1,4,7,13-tetraaza-10-thiacyclopentadecane (9) (Scheme 1). Compound 9 (336 mg, 88%) was obtained as an oil according to general procedure A from 8-acetoxyquinolin-2-carboxaldehyde (250 mg, 1.2 mmol) and 5 (150 mg, 0.6 mmol); ^1H NMR δ 8.10 (d, J = 8.4 Hz, 2H), 7.69 (d, J = 8.4 Hz, 2H), 7.67 (dd, J = 8.1, 1.5 Hz, 2H), 7.46 (dd, J = 7.5, 8.1 Hz, 2H), 7.40 (dd, J = 7.5, 1.5 Hz, 2H), 3.95 (s, 4H), 2.92-2.87 (m, 4H), 2.77-2.70 (m, 8H), 2.63-2.58 (m, 8H), 2.48 (s, 6H), 2.21 (s, 6H); ^{13}C NMR δ 169.9, 160.7, 147.4, 140.4, 136.3, 128.7, 125.8, 125.7, 122.0, 121.3, 61.8, 55.9, 55.7, 54.9, 51.9, 43.5, 29.6, 21.1; MS (FAB) m/z 681 (MNa^+); HRMS (FAB) Calcd for $\text{C}_{36}\text{H}_{47}\text{N}_6\text{O}_4\text{S}$ (MH^+): 659.3379, found: 659.3382.

8,14-Bis((8-acetoxy-2-quinolinyl)methyl)-1,5-dimethyl-1,5,8,14-tetraaza-11-thiacyclopentadecane (10) (Scheme 1). Compound 10 (269 mg, 80%) was obtained as an oil according to general procedure A from 8-acetoxyquinolin-2-carboxaldehyde (215 mg, 1 mmol) and 6 (137 mg, 0.5 mmol); ^1H NMR δ 8.10 (d, J = 8.4 Hz, 2H), 7.70 (d, J = 8.4 Hz, 2H), 7.67 (dd, J = 8.1, 1.5 Hz, 2H), 7.47 (dd, J = 7.5, 8.1 Hz, 2H), 7.39 (dd, J = 7.5, 1.5 Hz, 2H), 3.95 (s,

4H), 2.90-2.85 (m, 4H), 2.74-2.71 (m, 8H), 2.57-2.46 (m, 14H), 2.18 (s, 6H), 1.68 (p, $J = 6.6$ Hz, 2H); ^{13}C NMR δ 169.9, 160.9, 147.4, 140.4, 136.3, 128.7, 125.7, 121.9, 121.3, 61.7, 55.6, 55.4, 54.8, 52.0, 43.3, 29.9, 25.3, 21.1; MS (FAB) m/z 673 (MH^+), 695 (MNa^+); HRMS (FAB) Calcd for $\text{C}_{37}\text{H}_{49}\text{N}_6\text{O}_4\text{S}$ (MH^+): 673.3536, found: 673.3542.

General Procedure B: Removal of Acetate Groups on Macrocyclic Compounds 7-10. A solution of the 8-acetoxy-2-quinolinylmethyl-substituted macrocyclic compound in MeOH was cooled to 0 °C and stirred vigorously while 10% aqueous KOH was slowly added. The mixture was stirred at rt for 30 min and neutralized with 3 N HCl to pH 8. The solution was then extracted several times by portions of CH_2Cl_2 . The combined CH_2Cl_2 extracts were dried (Na_2SO_4), filtered, and evaporated to give the crude product. The crude product was purified by flash chromatography on silical gel (70-100:5:1/ CH_2Cl_2 :MeOH: NH_4OH) to give the product.

7,13-Bis((8-hydroxy-2-quinolinyl)methyl)-1,4-dimethyl-1,4,7,13-tetraaza-10-oxacyclopentadecane (11) (Scheme 1). Compound 11 (154 mg, 92%) was obtained as an oil according to general procedure B from 7 (193 mg, 0.3 mmol); ^1H NMR (CD_3OD) δ 8.20 (d, $J = 12.0$ Hz, 2H), 7.41-7.35 (m, 6H), 7.24-7.19 (m, 2H), 4.08 (s, 4H), 3.73 (s, 4H), 3.91 (t, $J = 8.6$ Hz, 4H), 3.08 (t, $J = 8.6$ Hz, 4H), 2.88 (s, 6H), 2.67 (s, 8H); ^{13}C NMR (CD_3OD) δ 159.3, 153.2, 139.4, 139.2, 130.5, 128.5, 122.2, 120.3, 113.8, 68.0, 59.4, 58.3, 56.8, 52.6, 51.0, 42.9; MS (FAB) m/z 582 (MNa^+), 604 ($\text{M} + \text{Na}^+ - \text{H}^+$), 626 ($\text{M} + 2\text{Na}^+ - 2\text{H}^+$); HRMS (FAB) Calcd for $\text{C}_{32}\text{H}_{43}\text{N}_6\text{O}_3$ (MH^+): 559.3396, found: 559.3377. Anal. Calcd for $\text{C}_{32}\text{H}_{42}\text{N}_6\text{O}_3 \cdot 6\text{HCl} \cdot 2.5\text{H}_2\text{O}$: C, 46.73; H, 6.49. Found: C, 46.82; H, 6.45.

8,14-Bis((8-hydroxy-2-quinolinyl)methyl)-1,5-dimethyl-1,5,8,14-tetraaza-11-oxacyclohexadecane (12) (Scheme 1). Compound 12 (376 mg, 94%) was obtained as an oil according to general procedure B from 8 (460 mg, 0.7 mmol); ^1H NMR δ 8.06 (d, $J = 8.5$ Hz, 2H), 7.66 (d, $J = 8.5$ Hz, 2H), 7.36 (dd, $J = 7.8, 7.3$ Hz, 2H), 7.19 (d, $J = 7.8$ Hz, 2H), 7.12 (d, $J = 7.3$ Hz, 2H), 3.92 (s, 4H), 3.55 (t, $J = 5.1$ Hz, 4H), 2.87-2.81 (m, 8H), 2.60 (t, $J = 6.9$ Hz, 4H), 2.49 (t, $J = 6.9$ Hz, 4H), 2.20 (s, 6H), 1.65 (p, $J = 6.9$ Hz, 2H); ^{13}C NMR δ 158.7, 152.4, 137.7, 136.4, 127.7, 127.2, 122.1, 117.6, 110.2, 69.9, 61.7, 55.9, 55.3, 54.4, 53.0, 43.5, 25.0; MS (FAB) m/z 595 (MNa^+), 617 ($\text{M} + \text{Na}^+ - \text{H}^+$), 639 ($\text{M} + 2\text{Na}^+ - 2\text{H}^+$); HRMS (FAB) Calcd for $\text{C}_{33}\text{H}_{45}\text{N}_6\text{O}_3$ (MH^+): 573.3553, found: 573.3568. Anal. Calcd for $\text{C}_{33}\text{H}_{44}\text{N}_6\text{O}_3 \cdot 6\text{HCl} \cdot 2.5\text{H}_2\text{O}$: C,

47.38; H, 6.63. Found: C, 47.12; H, 6.55.

7,13-Bis(8-hydroxyquinolin-2-ylmethyl)-1,4-dimethyl-1,4,7,13-tetraaza-10-thia-cyclopentadecane (13) (Scheme 1). Compound 13 (258 mg, 90%) was obtained as an oil according to general procedure B from 9 (320 mg, 0.5 mmol); $^1\text{H NMR}$ δ 8.08 (d, $J = 8.4$ Hz, 2H), 7.63 (d, $J = 8.4$ Hz, 2H), 7.41 (dd, $J = 7.6, 8.1$ Hz, 2H), 7.29 (dd, $J = 1.2, 8.3$ Hz, 2H), 7.15 (dd, $J = 1.2, 7.6$ Hz, 2H), 3.93 (s, 4H), 2.91-2.86 (m, 4H), 2.75-2.70 (m, 8H), 2.60-2.55 (m, 8H), 2.18 (s, 6H); $^{13}\text{C NMR}$ δ 158.4, 152.4, 137.6, 136.5, 127.7, 127.4, 122.0, 117.7, 110.3, 61.8, 56.1, 55.9, 55.2, 52.5, 43.3, 29.5; MS (FAB) m/z 597 (MNa^+), 619 ($\text{M}+2\text{Na}^+-\text{H}^+$), 641 ($\text{M}+3\text{Na}^+-\text{H}^+$); HRMS (FAB) Calcd for $\text{C}_{32}\text{H}_{43}\text{N}_6\text{O}_2\text{S}$ (MH^+): 575.3168, found: 575.3151.

8,14-Bis((8-hydroxy-2-quinolinyl)methyl)-1,5-dimethyl-1,5,8,14-tetraaza-11-thia-cyclohexadecane (14) (Scheme 1). Compound 14 (327 mg, 89%) was obtained as an oil according to general procedure B from 10 (420 mg, 0.6 mmol); $^1\text{H NMR}$ δ 8.08 (d, $J = 8.3$ Hz, 2H), 7.66 (d, $J = 8.3$ Hz, 2H), 7.40 (t, $J = 7.5$ Hz, 2H), 7.29 (d, $J = 7.5$ Hz, 2H), 7.15 (d, $J = 7.5$ Hz, 2H), 3.94 (s, 4H), 2.87-2.84 (m, 4H), 2.74-2.67 (m, 8H), 2.54 (t, $J = 6.6$ Hz, 4H), 2.47 (t, $J = 6.9$ Hz, 4H), 2.17 (s, 6H), 1.68 (p, $J = 6.9$ Hz, 2H); $^{13}\text{C NMR}$ δ 158.5, 152.3, 137.6, 136.5, 127.7, 127.3, 122.1, 117.8, 110.2, 61.6, 55.7, 55.4, 54.9, 52.3, 43.4, 29.8, 25.4; MS (FAB) m/z 589 (MH^+), 611 ($\text{M}+\text{Na}^+-\text{H}^+$), 633 ($\text{M}+2\text{Na}^+-2\text{H}^+$); HRMS (FAB) Calcd for $\text{C}_{33}\text{H}_{45}\text{N}_6\text{O}_2\text{S}$ (MH^+): 589.3324, found: 589.3340; Anal. Calcd for $\text{C}_{33}\text{H}_{44}\text{N}_6\text{O}_2\text{S}\cdot 2\text{HCl}\cdot \text{H}_2\text{O}$: C, 58.31; H, 7.12; N, 12.36. Found: C, 58.39; H, 7.08; N, 12.53.

N,N'-Bis((8-hydroxy-2-quinolinyl)methyl)-3-oxa-1,5-pentanediamine (15) (Scheme 2). To a solution of 8-hydroxyquinolin-2-carbaldehyde (173 mg, 1 mmol) in MeOH (10 mL) was added a solution of oxybis(ethyldiamine) (52 mg, 0.5 mmol) in MeOH. The reaction mixture was warmed in a water bath for 1 h. The solution was then concentrated to 5 mL and cooled in an ice bath. A solution of NaBH_4 in MeOH was added to the reaction mixture at rt. The reaction mixture was stirred for 1 h, filtered, and MeOH was removed under reduced pressure. The yellow powder obtained was dissolved in 30% aqueous HOAc and neutralized with aqueous Na_2CO_3 . The solution was extracted with CH_2Cl_2 , dried (Na_2SO_4) and evaporated to give the crude product. The crude product was purified by flash chromatography to give the product (167 mg, 80%) as a yellow oil; $^1\text{H NMR}$ δ 7.93 (d, $J = 8.5$ Hz, 2H), 7.34 (dd, $J = 8.0, 7.8$

Hz, 2H), 7.27 (d, $J = 8.5$ Hz, 2H), 7.20 (dd, $J = 8.0, 1.2$ Hz, 2H), 7.10 (dd, $J = 7.8, 1.2$ Hz, 2H), 6.10 (br s, 4H), 4.11, (s, 4H), 3.67 (t, $J = 5.0$ Hz, 4H), 2.93 (t, $J = 5.0$ Hz, 4H); ^{13}C NMR δ 157.6, 152.7, 137.8, 136.4, 127.6, 127.2, 121.0, 117.6, 110.7, 70.2, 54.6, 48.6; MS (FAB) m/z 419 (MH^+); HRMS (FAB) Calcd for $\text{C}_{24}\text{H}_{27}\text{N}_4\text{O}_3$ (MH^+): 419.2083, found: 419.2077.

7-13-Bis((8-hydroxy-2-quinolinyl)methyl-1,4-dimethyl-1,4,7,13-tetraaza-10-oxacyclopentadecane (11) (Scheme 2). Compound 17 was prepared from 0.65 (1.55 mmol) of 15, 0.37 g (1.55 mmol) of 16 (prepared from N,N' -dimethylethylenediamine), 1.25 g Et_3N (instead of Na_2CO_3) and 50 mL of MeCN as reported.⁹ Macrocylic diamide 17 was not purified. Crude 17 was reduced according with LiAlH_4 to give 230 mg (27% overall) of 11 which exhibited the same physical and spectral properties as 11 prepared above (Scheme 1).

References

- (1) (a) Ueno, A.; Ikeda, A.; Ikeda H.; Ikeda, T.; Toda F. *J. Org. Chem.* 1999, 64, 382. (b) Unob, F.; Asfari, Z.; Vicens J. *Tetrahedron Lett.* 1998, 39, 2951. (c) Cosnard, F.; Wintgens, V. *Tetrahedron Lett.* 1998, 39, 2751. (d) Oguz, U.; Akkaya, E. U. *Tetrahedron Lett.* 1998, 39, 5857. (e) Narita, M.; Higuchi, Y.; Hamada, F.; Kumagai, H. *Tetrahedron Lett.* 1998, 39, 8687. (f) Oguz, U.; Akkaya E. U. *Tetrahedron Lett.* 1997, 38, 4509. (g) Sclafani, J. A.; Maranto, M. T.; Sisk, T. M.; Van Arman, S. A. *Tetrahedron Lett.* 1996, 37, 2193. (h) Desvergne, J-P.; Rau, J.; Cherkaoui, O.; Zniber, R.; Bouas-Laurent, H.; Lahrahar, N.; Meyer, U.; Marsau, P. *New J. Chem.* 1996, 20, 881. (i) Marquis, D.; Desvergne, J-P.; Bouas-Laurent, H. *J. Org. Chem.* 1995, 60, 7984. (j) Fabbriizzi, L.; Licchelli, M.; Pallavicini, P.; Perotti, A.; Sacchi, D. *Angew. Chem. Int. Ed. Engl.* 1994, 33, 1975. (k) Chae, M-Y.; Cherian X.; Czarnik, A. W. *J. Org. Chem.* 1993, 58, 5797. (l) Bourson, J.; Poget, J.; Valeur, B. *J. Phys. Chem.* 1993, 97, 4552. (m) Desvergne, J-P.; Fages, F.; Bouas-Laurent, H.; Marsau, P. *Pure Appl. Chem.* 1992, 52, 1231. (n) Bourson, J.; Borrel, M. N.; Valeur, B. *Anal. Chim. Acta* 1992, 257, 189. (o) Akkaya, E. U.; Huston, M. E.; Czarnik, A. W. *J. Am. Chem. Soc.* 1990, 112, 3590. (p) Fery-Forgues, S.; Bourson, J.; Dallery, L.; Valeur, B. *New J. Chem.* 1990, 14, 617. (q)

- Fages, F.; Desvergne, J-P.; Bouas-Laurent, H.; Marsau, P.; Lehn, J-M.; Kotzyba-Hibert, F.; Albrecht-Gary, A-M.; Al-Joubbeh, M. *J. Am. Chem. Soc.* **1989**, *111*, 8672. (r)
- Bourson, J.; Valeur, B. *J. Phys. Chem.* **1989**, *93*, 3871. (s) Fery-Forgues, S.; Le Bris, M. T.; Guette, J. P.; Valeur, B. *J. Chem. Soc., Chem. Commun.* **1988**, 384. (t) Konopelski, J-P.; Kotzyba-Hibert, F.; Lehn, J-M.; Desvergne, J-P.; Fages, F.; Castellan, A.; Bouas-Laurent, H. *J. Chem. Soc., Chem. Commun.* **1985**, 433.
- (2) Bordunov, A. V.; Bradshaw, J. S.; Pastushok, V. N.; Zhang, X. X.; Kou, X.; Dalley, N. K.; Yang, Z.; Savage, P. B.; Izatt, R. M. *Tetrahedron* **1997**, *53*, 17595.
- (3) McDaniel, C. W.; Bradshaw, J. S.; Izatt, R. M. *Heterocycles* **1990**, *30*, 665.
- (4) (a) Nishida, H.; Katayama, Y.; Katsuki, H.; Nakamura, H.; Takagi, M.; Ueno, K. *Chem. Lett.* **1982**, 1853. (b) Takagi, M.; Ueno, K. *Top. Curr. Chem.* **1984**, *121*, 39.
- (5) Bordunov, A.V.; Bradshaw, J. S.; Zhang, X. X.; Dalley, N. K.; Kou, X.; Izatt, R. M. *Inorg. Chem.* **1996**, *35*, 7229.
- (6) Zhang, X. X.; Bordunov, A. V.; Bradshaw, J. S.; Dalley, N. K.; Kou, X.; Izatt, R. M. *J. Am. Chem. Soc.* **1995**, *117*, 11507.
- (7) Prodi, L.; Boletta, F.; Montalti, M.; Zaccheroni, N.; Savage, P. B.; Bradshaw, J. S.; Izatt, R. M. *Tetrahedron Lett.* **1998**, *39*, 5451.
- (8) (a) Izatt, R. M.; Bradshaw, J. S.; Nielsen, S. A.; Lamb, J. D.; Christensen, J. J.; Sen, D. *Chem. Rev.* **1985**, *85*, 271. (b) Izatt, R. M.; Pawlak, K.; Bradshaw, J. S.; Bruening, R. L. *Chem. Rev.* **1991**, *91*, 1721. (c) Izatt, R. M.; Pawlak, K.; Bradshaw, J. S.; Bruening, R. L. *Chem. Rev.* **1995**, *52*, 1231.
- (9) (a) Yang, Zh.; Bradshaw, J. S.; Zhang, X. X.; Savage, P. B.; Krakowiak, K. E.; Dalley, N. K.; Su, N.; Bronson, R. T.; Izatt, R. M. *J. Org. Chem.* in press. (b) Yang, Zh.; Bradshaw, J. S.; Savage, P. B.; Krakowiak, K. E.; Izatt, R. M., "Synthesis of New Tetraazacrown Ethers Capable of Forming Metal Ion Ligating Agents Containing Two Fluoroionophores or Chromoionophores," Technical Report No. 4, Office of Naval Research, March 8, 1999.
- (10) Abdel-Magid, A. F.; Carson, K. G.; Harris, B. D.; Maryanoff, C. A.; Shah, R. D. *J. Org. Chem.* **1996**, *61*, 3849.
- (11) Hata, T.; Uno, T. *Bull. Chem. Soc. Jpn.* **1972**, *45*, 477.