

ARMY RESEARCH LABORATORY



Effect of the Evaporation Temperature
of a Tetraphenyl-Tetramethyl-Trisiloxane
(Dow-Corning 704) Precursor on the
Properties of Silicon Containing
Diamond-Like Carbon (Si-DLC)
Coatings Synthesized by
Ion-Beam-Assisted Deposition (IBAD)

by C. G. Fountzoulas, J. K. Hirvonen, C. R. Clayton,
M. E. Monserrat, and G. P. Halada

ARL-TR-1942

May 1999

Approved for public release; distribution is unlimited.

DTIC QUALITY INSPECTED 4

19990504 105

The findings in this report are not to be construed as an official Department of the Army position unless so designated by other authorized documents.

Citation of manufacturer's or trade names does not constitute an official endorsement or approval of the use thereof.

Destroy this report when it is no longer needed. Do not return it to the originator.

Abstract

Hard, adherent, and low-friction amorphous Si containing diamond-like carbon (Si-DLC) coatings has been synthesized both by 40-keV and 2.5-keV Ar ion-beam-assisted deposition (IBAD) of a tetraphenyl-tetramethyl-trisiloxane $(C_6H_5)_4(CH_3)_4Si_3O_2$ oil onto Si wafer substrates. The sp^3 and sp^2 bonding ratio of the coatings was investigated with the aid of Fourier-transform infrared (FTIR) microspectroscopy and valence band x-ray photoelectron spectroscopy (XPS). In addition, the effect of the oil evaporation rate on film morphology is also discussed.

Acknowledgments

This work was sponsored by the U.S. Army Research Laboratory (ARL), Aberdeen Proving Ground (APG), MD. The authors would like to acknowledge the assistance of Mr. Keith Bendyk with data formatting.

INTENTIONALLY LEFT BLANK.

Table of Contents

	<u>Page</u>
Acknowledgments	iii
List of Figures	vii
List of Tables	vii
1. Introduction	1
2. Experimental	1
3. Results and Discussion	2
3.1 Si-DLC Formed by 40-keV IBAD Processing	2
3.1.1 <i>Composition and Coating Morphology</i>	2
3.1.2 <i>Growth Rate, Microstructure, and Adhesion</i>	3
3.1.3 <i>Sliding Friction Coefficient and Wear Rate</i>	3
3.1.4 <i>Morphology of the Si-DLC Coatings</i>	4
3.2 Si-DLC Formed by 2.5-keV IBAD Processing: Composition and Coating Morphology	4
4. Conclusions	6
5. References	9
Distribution List	11
Report Documentation Page	13

INTENTIONALLY LEFT BLANK.

List of Figures

<u>Figure</u>	<u>Page</u>
1. Unlubricated Ball-on-Disk Friction Coefficient of Si-DLC Coatings Synthesized With a 40-keV, 10- μAcm^2 Ar Ion Beam and Oil Evaporation Temperature at 145° C	4
2. Valance Band XPS and Photomicrographs (200 \times Magnification) of Si-DLC Coatings	5
3. Argon Ion Current Densities and Photomicrographs (200 \times Magnification) of Si-DLC Formed by 2.5-keV IBAD Processing	5
4. Synchrotron FTIR Spectra From Si-DLC Formed by 2.5-keV IBAD Processing .	6

List of Tables

<u>Table</u>	<u>Page</u>
1. Summary of Measured Properties of Si-DLC Coatings Deposited on Si as a Function of the Oil Evaporation Temperature	3

INTENTIONALLY LEFT BLANK.

1. Introduction

Films of many promising tribological materials, including conventional diamond-like carbon (DLC), have been successfully deposited by ion-beam-assisted deposition (IBAD). The friction coefficient of unlubricated DLC films in dry gases can be as low as 0.01, but this value can reach as high as 0.10 and 0.20 when measured in a 10% relative humidity [1–3]. However, it has been shown by various researchers [2–4] that DLC films containing elements such as Si and Ti retain low pin-on-disk friction coefficients in humid environments. DLC films containing Si (Si-DLC) exhibit friction coefficients as low as 0.04 [2–4] at ambient humidity and temperature and are therefore highly promising for tribological applications. Several trial industrial applications of DLC have been reported, including protective-wear coatings on bearings and forming tools [5], but these applications are limited because of the poor thermal stability of DLC above 350° C.

In this report, we report on the atomic bonding and the morphology of IBAD Si-DLC coatings synthesized with both 40-keV and 2.5-keV Ar ion beams.

2. Experimental

A ZYMET 100 nonmass-analyzed ion implanter was used for the synthesis of one batch of Si-DLC coatings using energetic 40-keV Ar ion bombardment ($10 \mu\text{Acm}^2$) of a vapor-deposited tetraphenyl-tetramethyl-trisiloxane (Dow-Corning 704) diffusion pump oil. The diffusion pump oil precursor was evaporated from a heated Cu oil container through a 3-mm-diameter, 2-mm-thick aperture. The oil evaporation temperature was varied from 125° C to 155° C in steps of 5° C. The Si substrates were initially cleaned in methanol and acetone and then sputter-cleaned with a 40-keV Ar ion beam ($4.5 \mu\text{Acm}^2$) for 10 min. The temperature of the substrate was maintained close to room temperature using heat-conducting vacuum grease to hold the sample on a water-cooled stage. The substrate was inclined at 45° with respect to both the horizontal ion beam and the vertical flow direction of the vaporized oil. The aperture to substrate distance was 0.15 m with a shutter placed above the oil container to start and stop the oil deposition. The growing film surface was

continuously bombarded by an Ar ion beam at 40 keV. The base pressure was 2.66×10^{-4} Pa (3×10^{-5} torr) pressure as in previous work [4]. All coating deposition runs lasted 190 min. In a second experiment, IBAD was performed using an effuser (Epion Inc.) providing constant beam vapor intensity across the substrate and two saddle field ion guns (Ion Tech, UK) operating at 2.5 keV. In this case, the same organic precursor was used and the temperature set at 140° C. This system produced a combined ion beam that was less collimated and produced a range of current densities from 0.2 to 1.2 μAcm^2 .

The thickness of the films produced at 40 keV was measured with the aid of a profilometer. A ball-on-disk tribometer with a 1.27-cm-diameter (1/2 in) 440C alloy steel ball under 0.5 N load was used to determine the unlubricated sliding friction coefficient μ .

The coatings were investigated with the aid of optical microscopy, synchrotron infrared (IR) microspectroscopy, performed at the National Synchrotron Light Source at Brookhaven National Laboratory (2.5-keV-processed coatings only) and valence band x-ray photoelectron spectroscopy (XPS) performed on a VG ESCA CLAM II system to correlate the sp^3/sp^2 bonding ratio to processing parameters and morphology.

3. Results and Discussion

3.1 Si-DLC Formed by 40-keV IBAD Processing.

3.1.1 Composition and Coating Morphology. The composition of the Si-DLC coatings, according to our previous work [4, 6], remained constant. It has been shown that the relative ratios of C, Si, and O in the IBAD coatings were found to be approximately the same as the precursor: C:Si:O = 14:1.5:1. This strongly suggests that the siloxane backbone (Si-O-Si-O-Si) of the precursor molecule remains intact during the ion irradiation process, and only C:H and C:C bonds are broken to convert the oil to hard DLC.

The surface of the coatings gradually became visually less stained and more reflective with increasing oil evaporation temperature.

3.1.2 Growth Rate, Microstructure, and Adhesion. The average growth rate, thickness, and ball-on-disk of the synthesized Si-DLC coatings produced are shown in Table 1. Since the ion energy was kept constant, the growth rate difference of these coatings is attributed to the higher number of oil molecules, per minute and per area, reaching the substrate surface. No delamination was observed while testing the adhesion of the coatings to their underlying Si substrates either by the so-called scotch-tape test or indirectly during ball-on-disk wear-test measurements.

Table 1. Summary of Measured Properties of Si-DLC Coatings Deposited on Si as a Function of the Oil Evaporation Temperature

Temperature (°C)	Thickness (nm)	Growth Rate (nm/min)	Friction Coefficient (μ average)
125	370	1.95	0.10
130	520	2.75	0.10
135	759	3.95	0.10
140	1,180	6.20	0.10
145	1,580	8.30	0.10
150	1,800	9.50	0.10
155	2,550	13.40	0.10

3.1.3 Sliding Friction Coefficient and Wear Rate. The average, unlubricated, ball-on-disk sliding friction coefficient of all these coatings was 0.10 after 300-m traveled distance, in agreement with our previous results [4, 6]. The beginning of graphitization of the Si-DLC coating was indicated on the obtained friction vs. distance (Figure 1) shown by the abrupt (downward) change of the slope of the curves during the initial 50-m traveled distance. Meletis and coworkers [7, 8] have attributed the smaller friction coefficient of their conventional DLC and our Si-DLC coatings to their graphitization due to frictional heating generated by the rotating steel ball on the coating surface during the ball-on-disk testing. The wear rate of all coatings, determined with the aid of a stylus profilometer, was of the order of 10^{-13} m^3 .

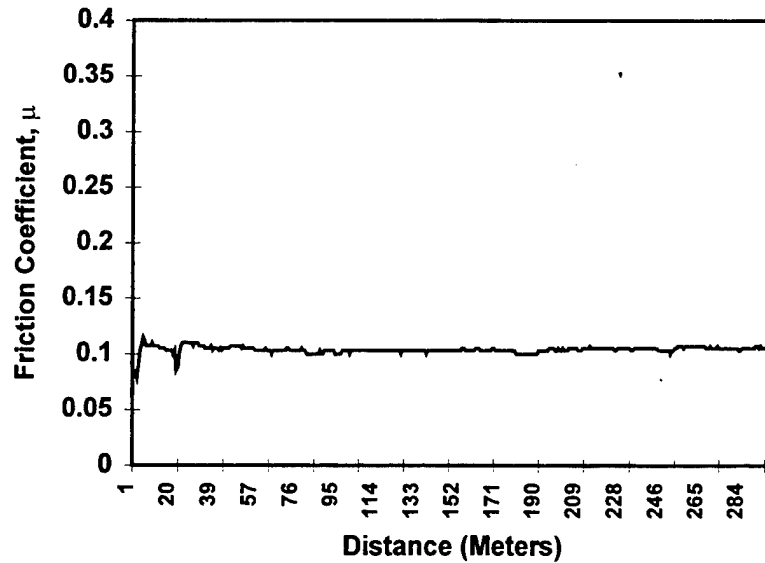


Figure 1. Unlubricated Ball-on-Disk Friction Coefficient of Si-DLC Coatings Synthesized With a 40-keV, 10- μAcm^2 Ar Ion Beam and Oil Evaporation Temperature at 145° C.

3.1.4 Morphology of the Si-DLC Coatings. In Figure 2, we show how the morphology of the coatings varied with temperature of effusion from 125° C (10^{-3} torr) to 155° C (10^{-2} torr). It can be seen that the low-temperature effusion resulted in heterogeneities best described as hillocks, which gradually give way to greater coating uniformity as the temperature of effusion is increased. In Figure 2, we have also shown the corresponding valence band XPS spectra. While it is apparent that the spectra are difficult to resolve comprehensively, we can comment on four carbon-bonding features indicated in the figure. In agreement with the valence band analysis of Serin et al. [9], it is apparent in Figure 2 that $\text{C}2\text{p}\pi$ (sp^2 band) is most clearly evident between 125 and 130° C. This band is merged into the 2p_o , sp^3 band at 135° C, which, in turn, becomes a more dominant component of the two at and above 140° C. This would suggest that both sp^2 - and sp^3 -hybridized bonds are formed in all of the previously mentioned Si-DLC coatings, but that greater diamond-like character is observed at the higher precursor vapor pressures, which is also consistent with more uniform morphology.

3.2 Si-DLC Formed by 2.5-keV IBA Processing: Composition and Coating Morphology.

The Ar ion current density distributions were mapped for the dual-saddle field gun system (Figure 3). Associated with variations of ion current density across the substrate surface were corresponding

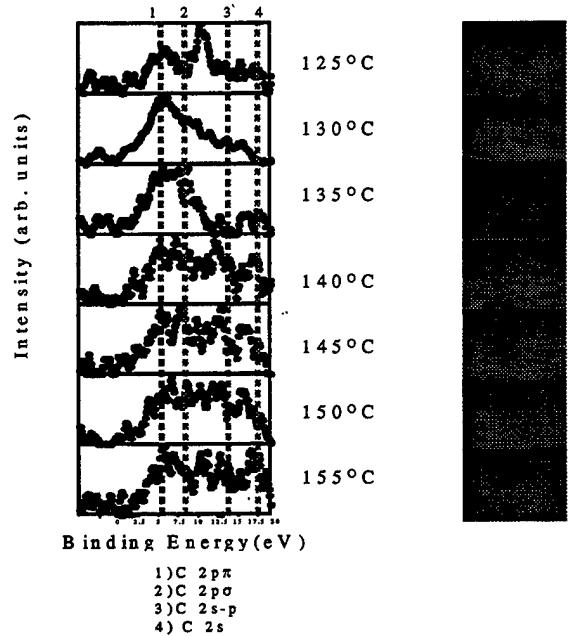


Figure 2. Valence Band XPS and Photomicrographs (200× Magnification) of Si-DLC Coatings.

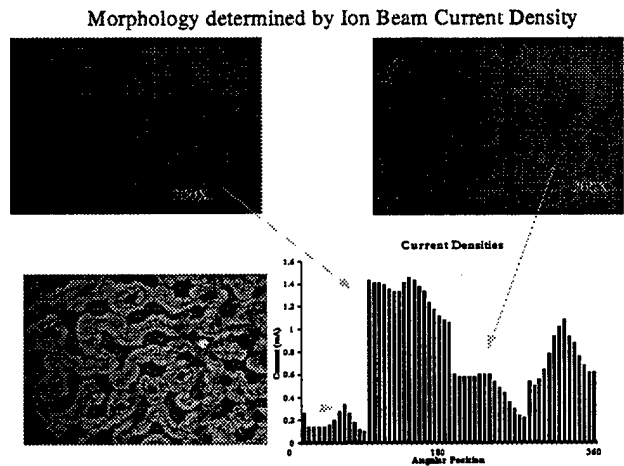


Figure 3. Argon Ion Current Densities and Photomicrographs (200× Magnification) of Si-DLC Formed by 2.5-keV IBAD Processing.

changes in film morphology. As seen from Figure 3, current densities of $\sim 0.2 \mu\text{Acm}^2$ resulted in morphologies typical of dewetting of polymeric films. Current densities of the order of $0.5 \mu\text{Acm}^2$ were associated with more homogeneous films exhibiting small hillocks similar to the 40-keV,

10- μAcm^2 films described previously. By contrast, featureless planar films were generated by ion current densities of the order of 1.4 μAcm^2 .

We examined the lowest and highest current density films with synchrotron IR microspectroscopy. As shown in Figure 4, the greatest absorbance was observed for the highest current density, which clearly showed sp^2 and sp^3 bonding character, as well as Si-O-Si antisymmetric stretching. The latter corroborates the earlier observation from compositional analysis for the 40-keV films. It is seen from Figure 4 that the low-current density-processed film exhibited strong absorbance corresponding to out-of-plane bending of CH_3 , which dominates the spectrum over the signal from the vibrational state of Si-O-Si and is indicative of a more polymeric type of film.

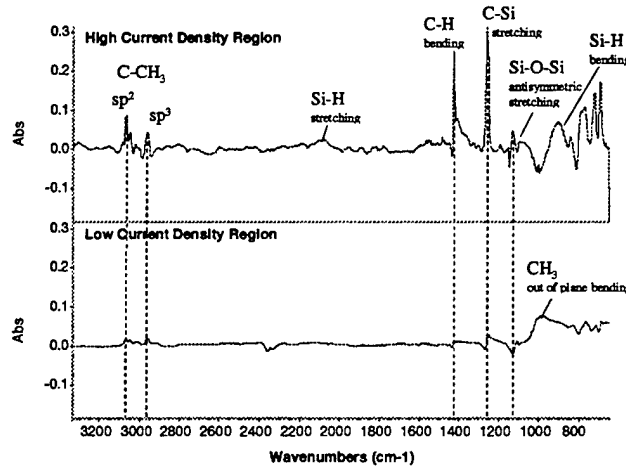


Figure 4. Synchrotron FTIR Spectra From Si-DLC Formed by 2.5-keV IBAD Processing.

4. Conclusions

The morphology and molecular structure of Si-DLC formed by IBAD has been shown to be strongly dependent on the relative arrival rates of the organic precursor vapor and the bombarding Ar ions.

We have shown from preliminary spectroscopic studies that the complex nanocomposite structure resulting from IBAD can be elucidated by a combination of valence band XPS and IR microspectroscopy.

More detailed analysis of these films combining SIMS and Auger spectroscopy is needed to improve the current model of molecular structure of Si-DLC coatings.

INTENTIONALLY LEFT BLANK.

5. References

1. Enke, K., H. Dimingen, and H. Huebsch. *Applied Physical Letters*. Vol. 36, p. 291, 1980.
2. Hioki, T., S. Hibi, and J. Kawamoto. *Surface Coating Technology*. Vol. 46, p. 233, 1991.
3. Oguri, K., and T. Arai. *Journal of Material Resources*. Vol. 7, p. 1313, 1992.
4. Fountzoulas, C. G., J. D. Demaree, W. E. Kosik, W. Franzen, W. Croft, and J. K. Hirvonen. "Beam-Solid Interactions." *Material Resources Society Symposium Proceedings*, vol. 279, pp. 645-650, Pittsburgh, PA, 1993.
5. Muller, U., R. Hauert, B. Oral, and M. Tobler. *Surface Coating Technology*. Vol. 73, pp. 76-77, 1995.
6. Fountzoulas, C. G., J. D. Demaree, L. C. Sengupta, and J. K. Hirvonen. "Materials Modification and Synthesis by Beam Processing." Vol. 438, 1997.
7. Meletis, E. I., A. Erdemir, and G. R. Fenske. *Surface Coatings Technology*. Vol. 73, pp. 39-45, 1995.
8. Meletis, E. I. Private communication. State University of Louisiana, August 1996.
9. Serin, V., E. Beche, R. Berjoan, O. Abidate, D. Dorignac, D. Rats, J. Fontaine, L. Vandembulcke, C. Germain, and A. Cathorinot. "Diamond Materials V." *Electrochemical Society*, p. 126, J. L. Davidson, W. D. Brown, A. Gicquel, B. V. Spitzin, and J. C. Angus, (editors), Pennington, NJ, 1998.

INTENTIONALLY LEFT BLANK.

<u>NO. OF COPIES</u>	<u>ORGANIZATION</u>
2	DEFENSE TECHNICAL INFORMATION CENTER DTIC DDA 8725 JOHN J KINGMAN RD STE 0944 FT BELVOIR VA 22060-6218
1	HQDA DAMO FDQ D SCHMIDT 400 ARMY PENTAGON WASHINGTON DC 20310-0460
1	OSD OUSD(A&T)/ODDDR&E(R) R J TREW THE PENTAGON WASHINGTON DC 20301-7100
1	DPTY CG FOR RDE HQ US ARMY MATERIEL CMD AMCRD MG CALDWELL 5001 EISENHOWER AVE ALEXANDRIA VA 22333-0001
1	INST FOR ADVNCD TCHNLGY THE UNIV OF TEXAS AT AUSTIN PO BOX 202797 AUSTIN TX 78720-2797
1	DARPA B KASPAR 3701 N FAIRFAX DR ARLINGTON VA 22203-1714
1	NAVAL SURFACE WARFARE CTR CODE B07 J PENNELLA 17320 DAHLGREN RD BLDG 1470 RM 1101 DAHLGREN VA 22448-5100
1	US MILITARY ACADEMY MATH SCI CTR OF EXCELLENCE DEPT OF MATHEMATICAL SCI MAJ M D PHILLIPS THAYER HALL WEST POINT NY 10996-1786

<u>NO. OF COPIES</u>	<u>ORGANIZATION</u>
1	DIRECTOR US ARMY RESEARCH LAB AMSRL D R W WHALIN 2800 POWDER MILL RD ADELPHI MD 20783-1145
1	DIRECTOR US ARMY RESEARCH LAB AMSRL DD J J ROCCHIO 2800 POWDER MILL RD ADELPHI MD 20783-1145
1	DIRECTOR US ARMY RESEARCH LAB AMSRL CS AS (RECORDS MGMT) 2800 POWDER MILL RD ADELPHI MD 20783-1145
3	DIRECTOR US ARMY RESEARCH LAB AMSRL CI LL 2800 POWDER MILL RD ADELPHI MD 20783-1145
	<u>ABERDEEN PROVING GROUND</u>
4	DIR USARL AMSRL CI LP (305)

INTENTIONALLY LEFT BLANK.

REPORT DOCUMENTATION PAGE

Form Approved
OMB No. 0704-0188

Public reporting burden for this collection of information is estimated to average 1 hour per response, including the time for reviewing instructions, searching existing data sources, gathering and maintaining the data needed, and completing and reviewing the collection of information. Send comments regarding this burden estimate or any other aspect of this collection of information, including suggestions for reducing this burden, to Washington Headquarters Services, Directorate for Information Operations and Reports, 1215 Jefferson Davis Highway, Suite 1204, Arlington, VA 22202-4302, and to the Office of Management and Budget, Paperwork Reduction Project(0704-0188), Washington, DC 20503.

1. AGENCY USE ONLY (Leave blank)		2. REPORT DATE May 1999	3. REPORT TYPE AND DATES COVERED Interim, Jan 97-Aug 98	
4. TITLE AND SUBTITLE Effect of the Evaporation Temperature of a Tetraphenyl-Tetramethyl-Trisiloxane (Dow-Corning 704) Precursor on the Properties of Silicon Containing Diamond-Like Carbon (Si-DLC) Coatings Synthesized by Ion-Beam-Assisted *			5. FUNDING NUMBERS LIFX02	
6. AUTHOR(S) C. G. Fountzoulas, J. K. Hirvonen, C. W. Clayton**, M. E. Monserrat**, and G. P. Halada**				
7. PERFORMING ORGANIZATION NAME(S) AND ADDRESS(ES) U.S. Army Research Laboratory ATTN: AMSRL-WM-MC Aberdeen Proving Ground, MD 21005-5069			8. PERFORMING ORGANIZATION REPORT NUMBER ARL-TR-1942	
9. SPONSORING/MONITORING AGENCY NAMES(S) AND ADDRESS(ES)			10. SPONSORING/MONITORING AGENCY REPORT NUMBER	
11. SUPPLEMENTARY NOTES * Deposition (IBAD) **State University of New York at Stony Brook, Stony Brook, NY 11794-2275				
12a. DISTRIBUTION/AVAILABILITY STATEMENT Approved for public release; distribution is unlimited.			12b. DISTRIBUTION CODE	
13. ABSTRACT (Maximum 200 words) Hard, adherent, and low-friction amorphous Si containing diamond-like carbon (Si-DLC) coatings has been synthesized both by 40-keV and 2.5-keV Ar ion-beam-assisted deposition (IBAD) of a tetraphenyl-tetramethyl-trisiloxane (C ₆ H ₅) ₄ (CH ₃) ₄ Si ₃ O ₂ oil onto Si wafer substrates. The sp ³ and sp ² bonding ratio of the coatings was investigated with the aid of Fourier-transform infrared (FTIR) microspectroscopy and valence band x-ray photoelectron spectroscopy (XPS). In addition, the effect of the oil evaporation rate on film morphology is also discussed.				
14. SUBJECT TERMS evaporation temperature, precursor, properties, coatings, IBAD			15. NUMBER OF PAGES 15	
			16. PRICE CODE	
17. SECURITY CLASSIFICATION OF REPORT UNCLASSIFIED	18. SECURITY CLASSIFICATION OF THIS PAGE UNCLASSIFIED	19. SECURITY CLASSIFICATION OF ABSTRACT UNCLASSIFIED	20. LIMITATION OF ABSTRACT UL	

INTENTIONALLY LEFT BLANK.

USER EVALUATION SHEET/CHANGE OF ADDRESS

This Laboratory undertakes a continuing effort to improve the quality of the reports it publishes. Your comments/answers to the items/questions below will aid us in our efforts.

1. ARL Report Number/Author ARL-TR-1942 Date of Report May 1999

2. Date Report Received _____

3. Does this report satisfy a need? (Comment on purpose, related project, or other area of interest for which the report will be used.) _____

4. Specifically, how is the report being used? (Information source, design data, procedure, source of ideas, etc.) _____

5. Has the information in this report led to any quantitative savings as far as man-hours or dollars saved, operating costs avoided, or efficiencies achieved, etc? If so, please elaborate. _____

6. General Comments. What do you think should be changed to improve future reports? (Indicate changes to organization, technical content, format, etc.) _____

CURRENT
ADDRESS

Organization

Name

E-mail Name

Street or P.O. Box No.

City, State, Zip Code

7. If indicating a Change of Address or Address Correction, please provide the Current or Correct address above and the Old or Incorrect address below.

OLD
ADDRESS

Organization

Name

Street or P.O. Box No.

City, State, Zip Code

(Remove this sheet, fold as indicated, tape closed, and mail.)
(DO NOT STAPLE)

DEPARTMENT OF THE ARMY


OFFICIAL BUSINESS

BUSINESS REPLY MAIL

FIRST CLASS PERMIT NO 0001,APG,MD

POSTAGE WILL BE PAID BY ADDRESSEE

DIRECTOR
US ARMY RESEARCH LABORATORY
ATTN AMSRL WM MC
ABERDEEN PROVING GROUND MD 21005-5069



NO POSTAGE
NECESSARY
IF MAILED
IN THE
UNITED STATES

