

REPORT DOCUMENTATION PAGEForm Approved
OMB No. 0704-0188

Public reporting burden for this collection of information is estimated to average 1 hour per response, including the time for reviewing instructions, searching existing data sources, gathering and maintaining the data needed, and completing and reviewing the collection of information. Send comments regarding this burden estimate only, other aspect of this collection of information, including suggestions for reducing this burden, to Washington Headquarters Services, Directorate for Information Operations and Reports, 1215 Jefferson Davis Highway, Suite 1204, Arlington, VA 22202-4302, and to the Office of Management and Budget, Paperwork Reduction Project (07804-0188), Washington, DC 20503.

1. AGENCY USE ONLY (LEAVE BLANK)		2. REPORT DATE 20 August 1999	3. REPORT TYPE AND DATES COVERED Professional Paper	
4. TITLE AND SUBTITLE Optical Fiber-Based Corrosion Sensors for Aging Aircraft			5. FUNDING NUMBERS	
6. AUTHOR(S) Jennifer Elster, Jonathan Greene, Mark Jones, Tim Bailey William Velander, Kevin Van Cott, Ignacio Perez				
7. PERFORMING ORGANIZATION NAME(S) AND ADDRESS(ES) Naval Air Warfare Center Aircraft Division 22347 Cedar Point Road, Unit #6 Patuxent River, Maryland 20670-1161			8. PERFORMING ORGANIZATION REPORT NUMBER	
9. SPONSORING/MONITORING AGENCY NAME(S) AND ADDRESS(ES) Naval Air Systems Command 47123 Buse Road, Unit IPT Patuxent River, Maryland 20670-1547			10. SPONSORING/MONITORING AGENCY REPORT NUMBER	
11. SUPPLEMENTARY NOTES				
12a. DISTRIBUTION/AVAILABILITY STATEMENT Approved for public release; distribution is unlimited.			12b. DISTRIBUTION CODE	
13. ABSTRACT (Maximum 200 words) Optical fiber corrosion sensors are being developed to address the high service costs associated with current structural maintenance procedures of civilian and military assets. A distribution optical fiber sensor system will help reduce the costs associated with corrosion damage and extend the lifetime of existing assets. Annual national losses in time, labor, materials, and systems have been estimated in the billions of dollars. Additional costs arise from system downtime that results from disassembly procedures to locate corrosion damage in remote locations. Furthermore, the potential to damage other system parts during maintenance is increased when disassembly and reassembly occur. The development of on-line optical fiber sensors capable of detecting corrosion would eliminate a significant portion of the maintenance costs. We present recent test results using optical fiber long-period grating (LPG) corrosion sensors. With the appropriate coating, the sensors can be designed to detect water, pH or metal-ions in otherwise inaccessible regions of the aircraft. The LPG sensors can be rendered immune to temperature cross-sensitivity, multiplexed along a single fiber, and can be demodulated using a simple, low-cost spectrum analyzer.				
14. SUBJECT TERMS optical fiber sensors, hydrogels, corrosion sensors, long period gratings Nondestructive evaluation, aging aircraft			15. NUMBER OF PAGES 10	
			16. PRICE CODE	
17. SECURITY CLASSIFICATION OF REPORT Unclassified	18. SECURITY CLASSIFICATION OF THIS PAGE Unclassified	19. SECURITY CLASSIFICATION OF ABSTRACT Unclassified	20. LIMITATION OF ABSTRACT UL	

DTIC QUALITY INSPECTED 4

19991004 143

OPTICAL FIBER-BASED CORROSION SENSORS FOR AGING AIRCRAFT

Jennifer Elster, Jonathan Greene, Mark Jones, and Tim Bailey, F&S, Inc.
Blacksburg, VA 24060, USA
540-552-5128

William Velander and Kevin Van Cott
Department of Chemical Engineering
Blacksburg, VA, 24060, USA
540-231-7809

Ignacio Perez
Naval Air Warfare Center
Patuxent River, MD 20670
301-342-8074

ABSTRACT

Optical fiber corrosion sensors are being developed to address the high service costs associated with current structural maintenance procedures of civilian and military assets. A distributed optical fiber sensor system will help reduce the costs associated with corrosion damage and extend the lifetime of existing assets. Annual national losses in time, labor, materials and systems has been estimated in the billions of dollars. Additional costs arise from system downtime that results from disassembly procedures necessary to locate corrosion damage in remote locations. Furthermore, the potential to damage other system parts during maintenance is increased when disassembly and reassembly occurs. The development of on-line optical fiber sensors capable of detecting corrosion would eliminate a significant portion of the maintenance costs. We present recent test results using optical fiber long-period grating (LPG) corrosion sensors. With the appropriate coating, the sensors can be designed to detect water, pH or metal-ions in otherwise inaccessible regions of the aircraft. The LPG sensors can be rendered immune to temperature cross-sensitivity, multiplexed along a single fiber, and can be demodulated using a simple, low-cost spectrum analyzer.


KEY WORDS: *optical fiber sensors, hydrogels, corrosion sensors, long period gratings, nondestructive evaluation, aging aircraft*

CLEARED FOR
OPEN PUBLICATION

AUG 20 1998

PUBLIC AFFAIRS OFFICE
NAVAL AIR SYSTEMS COMMAND

J. Howard



F&S

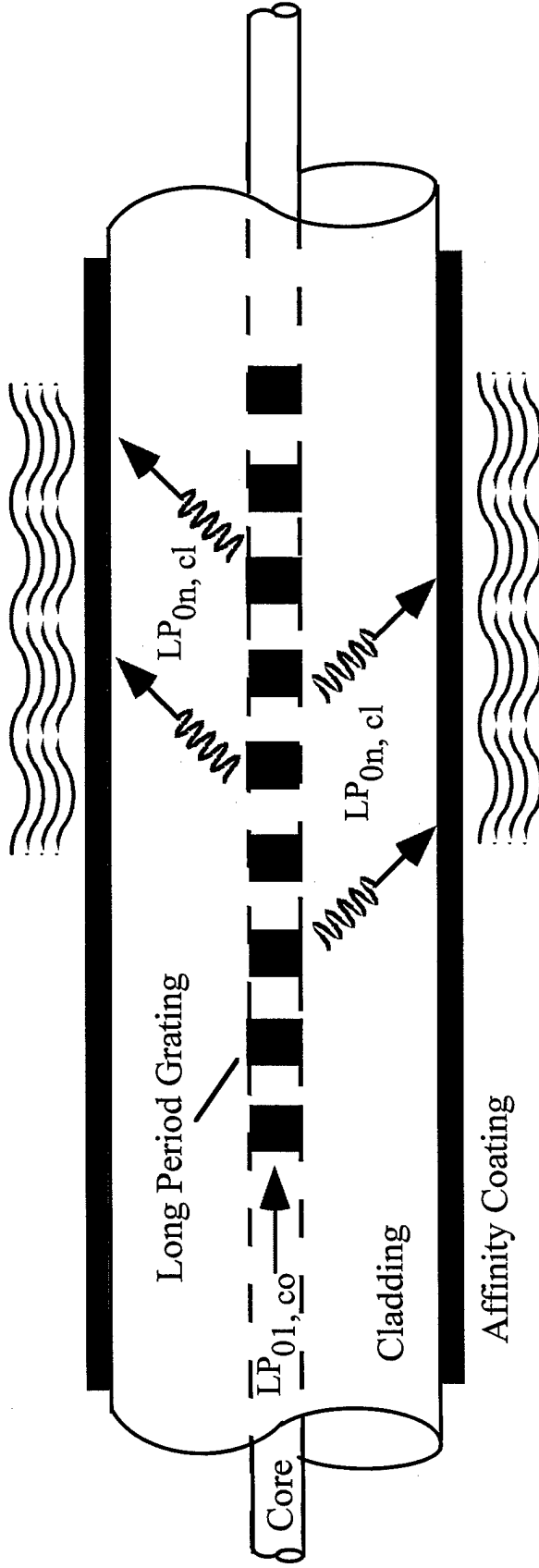
**OPTICAL FIBER BASED CORROSION
SENSORS FOR AGING AIRCRAFT**

J. Elster, J. Greene, M. Jones and T. Baily
F&S Inc., Blacksburg VA

W. Velander, K. Van Cott
Virginia Tech, Blacksburg VA

I. Perez
NAVAIR, Patuxent River MD

The Second Joint NASA/FAA/DoD
Conference on Aging Aircraft
Williamsburg VA
Aug 31 - Sep 3



$$\Delta\beta = \frac{2\pi n_{\text{core}}}{\lambda} - \frac{2\pi n_{\text{cladding}}}{\lambda}$$

(by definition)


$$= \frac{2\pi\Delta n}{\lambda}$$

$$\Delta\beta = \frac{2\pi}{\Lambda}$$

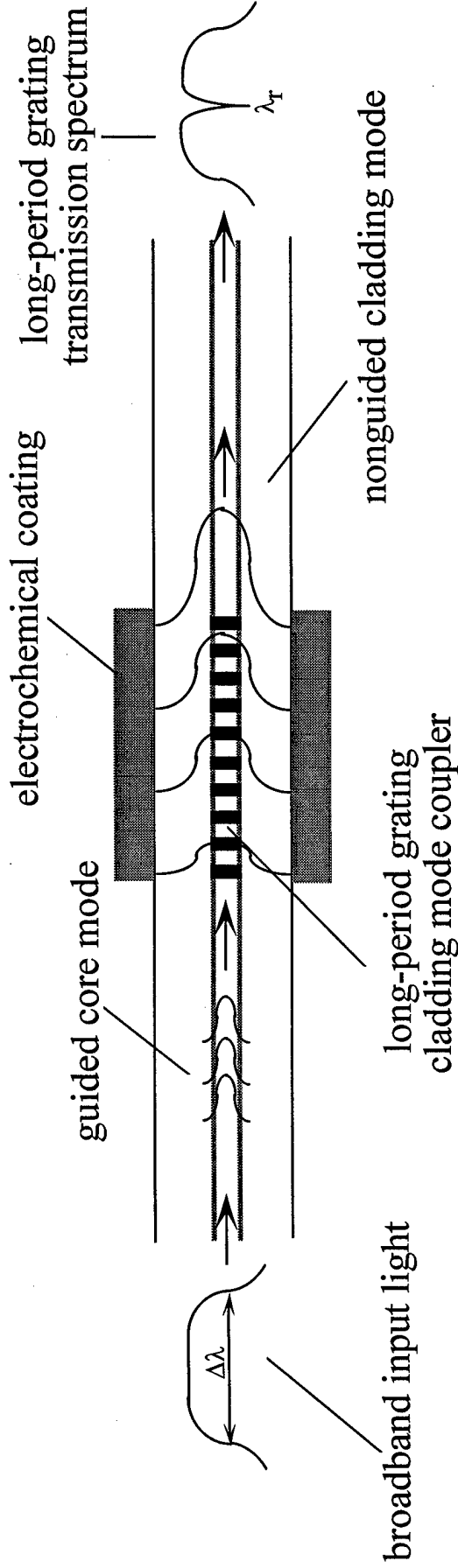
(phase-matching condition)

$$\lambda = \Delta n \Lambda$$


(governing equation for LPG sensor)



LPG-Based Corrosion Sensor F&S

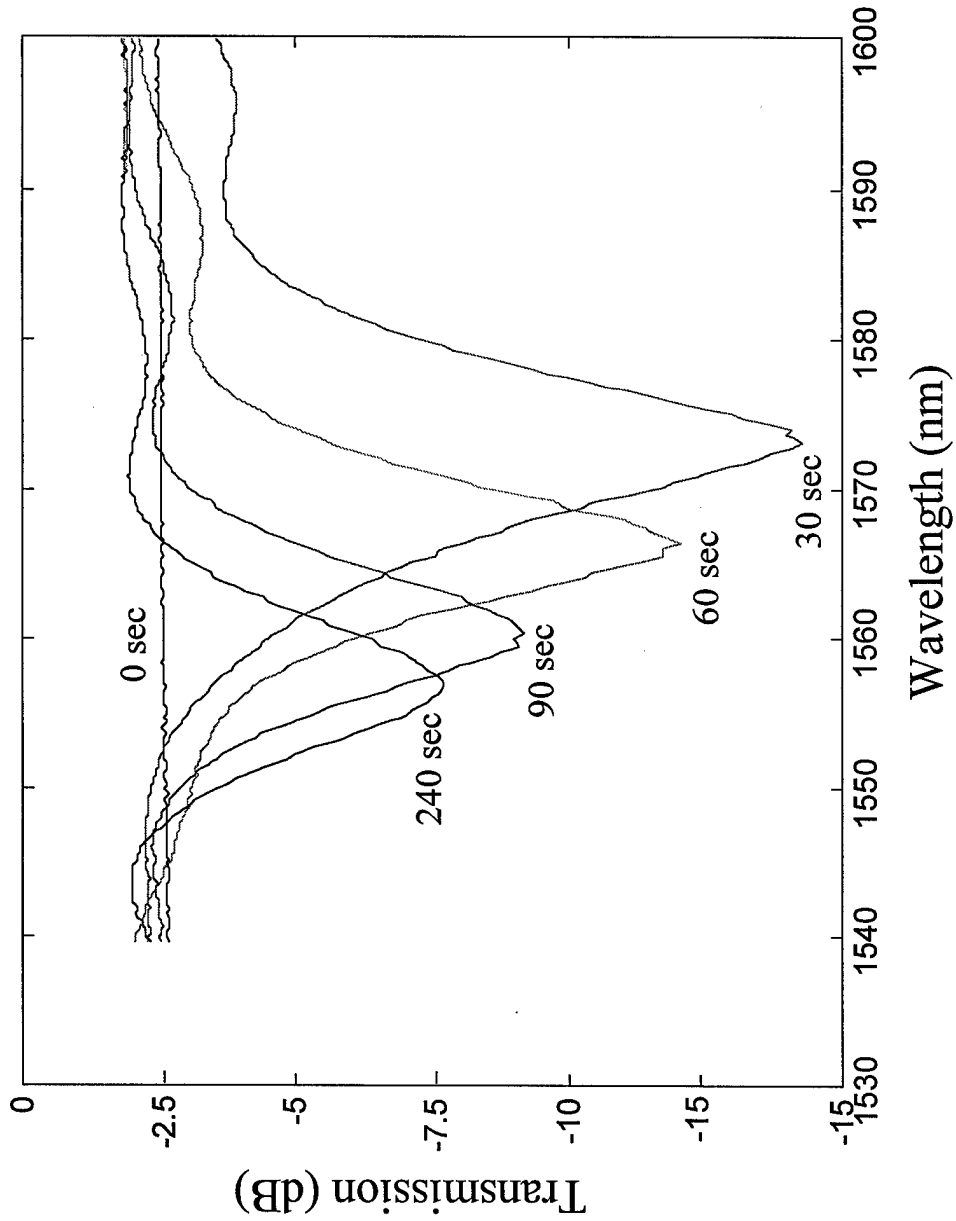



- F&S owns joint patent on LPG sensor with Lucent Technologies



LPG Moisture Sensor in Water Bath

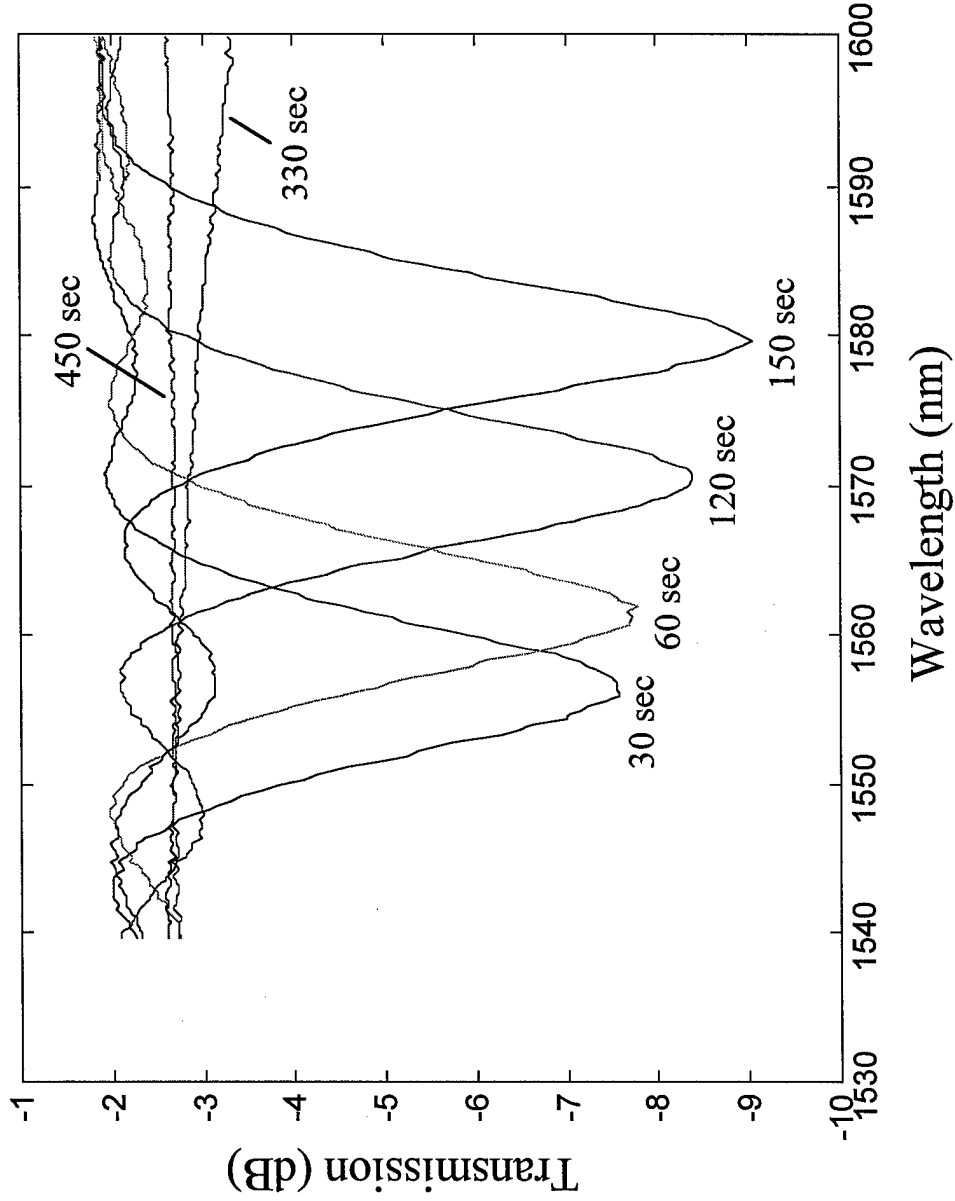
F&S



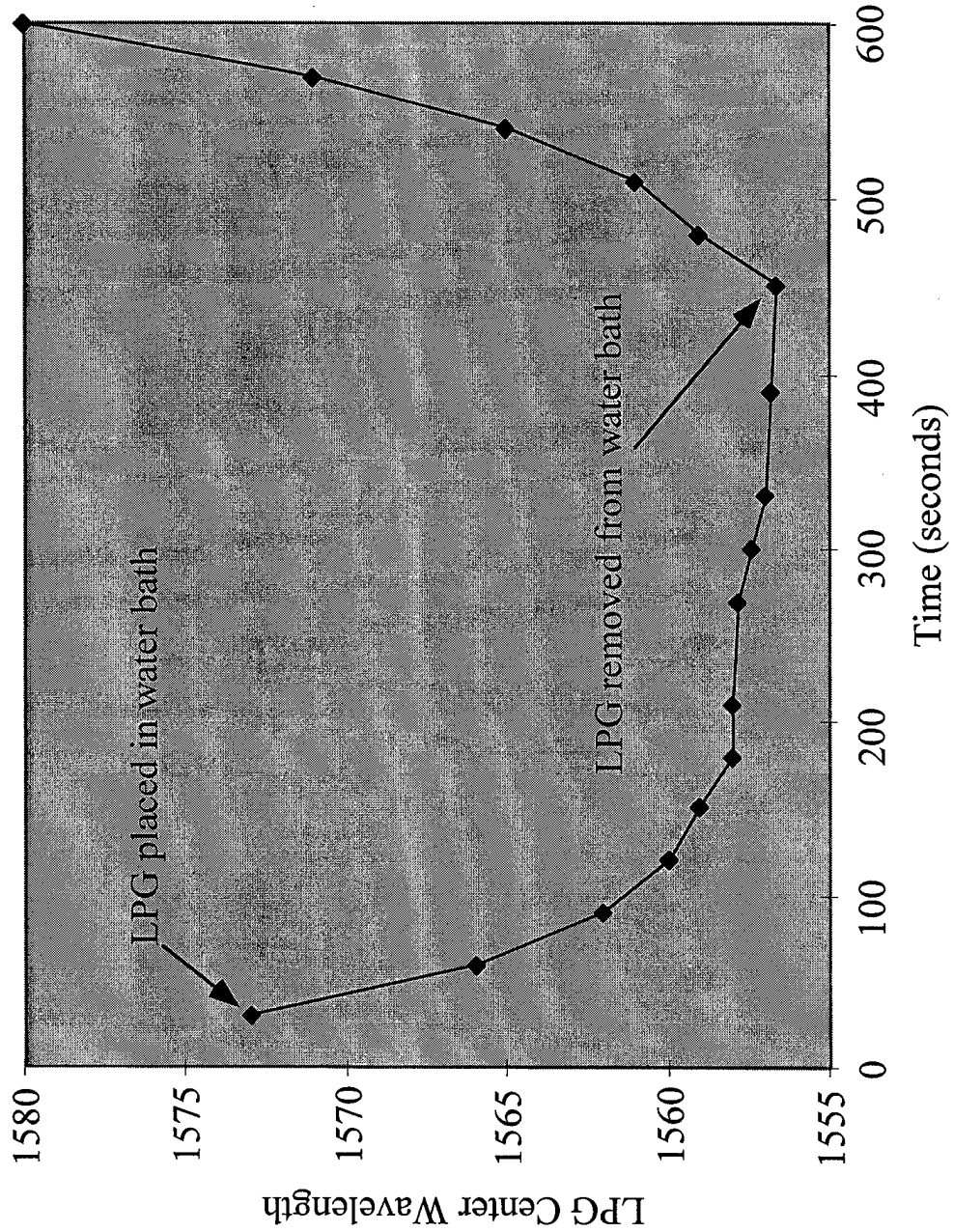



LPG Sensor after Removal from Water Bath

F&S



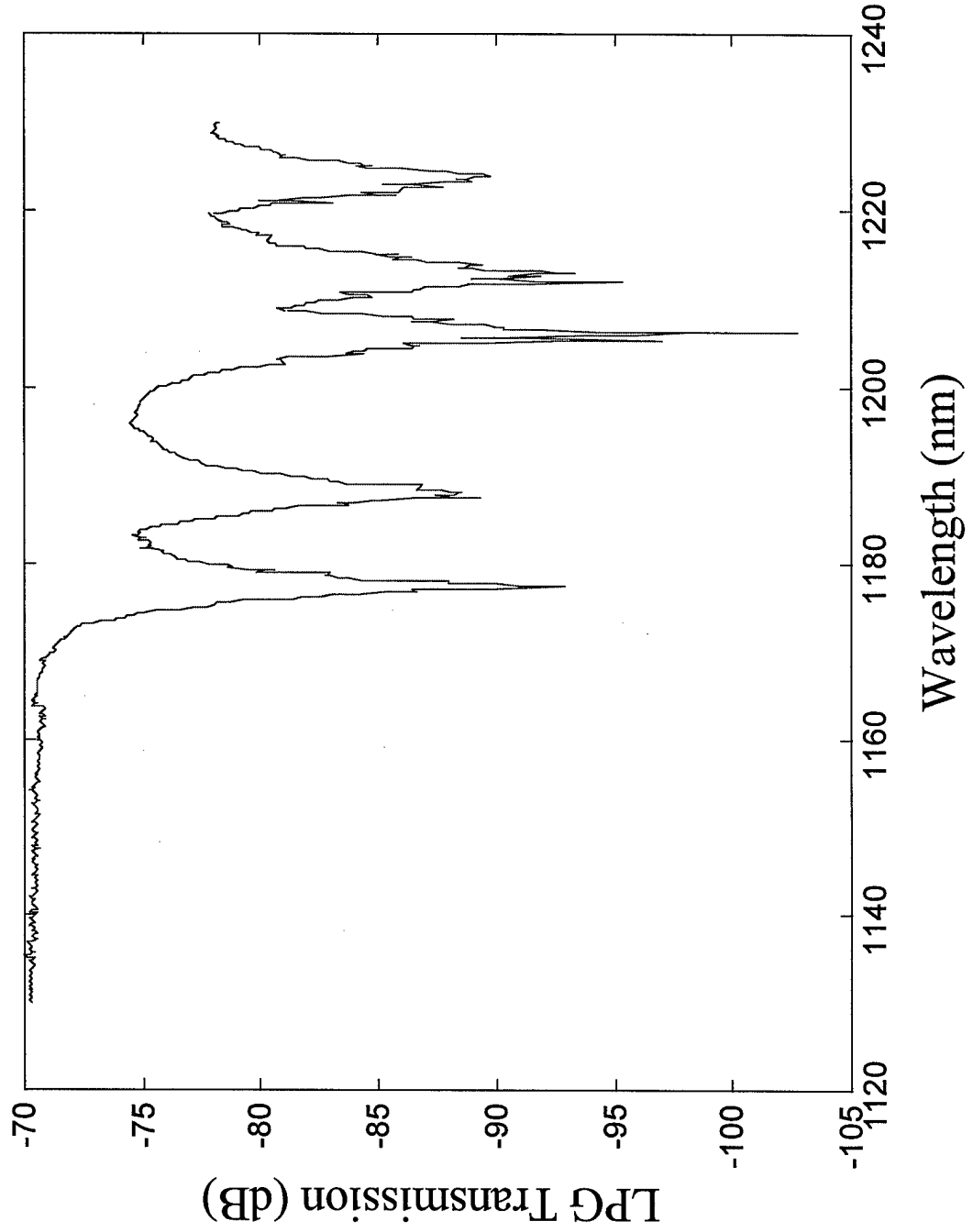
Time History of LPG during Water Tests



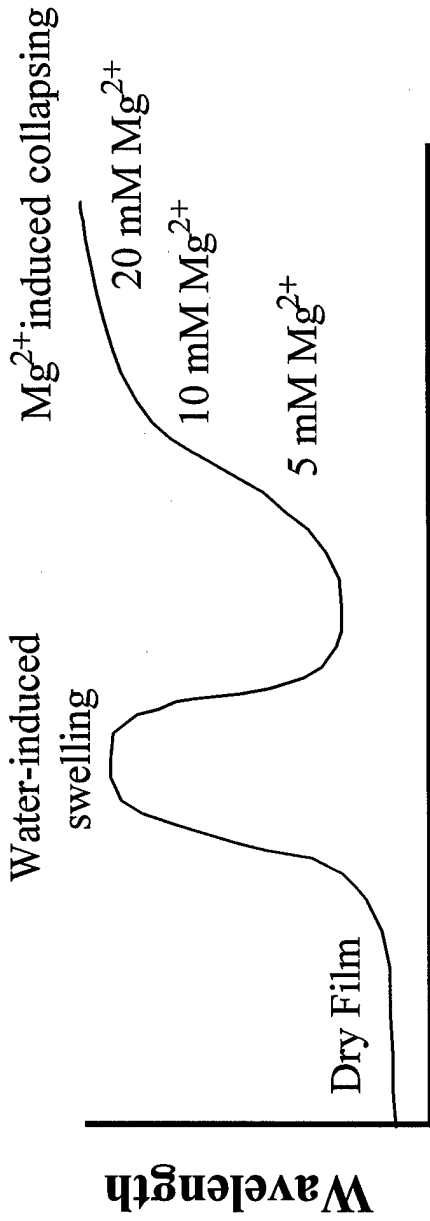


5 Multiplexed LPG Corrosion Sensors

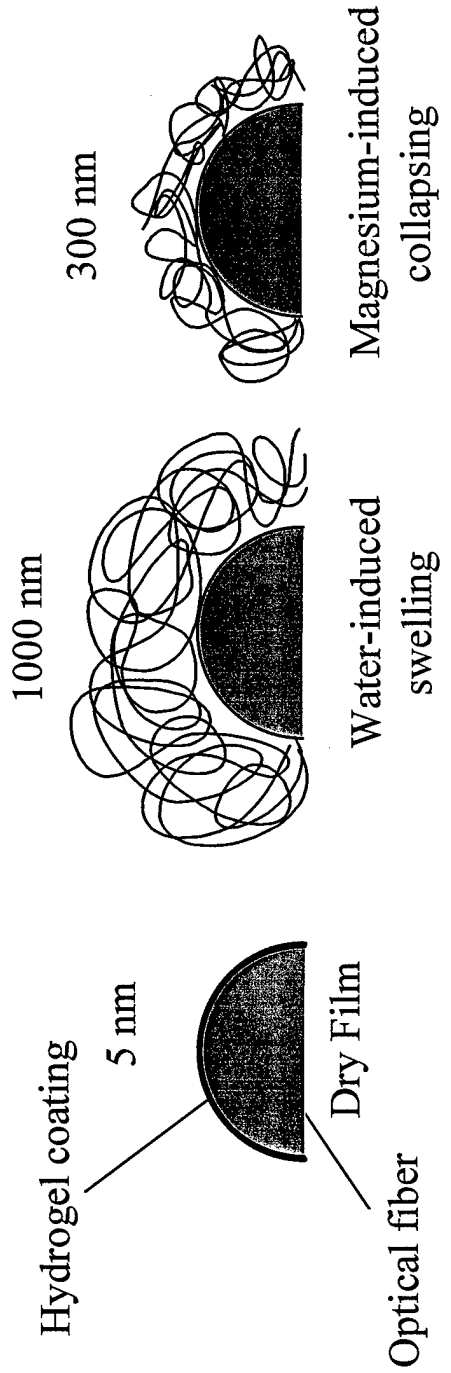
F&S



Hydrogel-Coated LPG Magnesium Sensor



Sensor History



Multiplexing Corrosion Sensors

F&S

