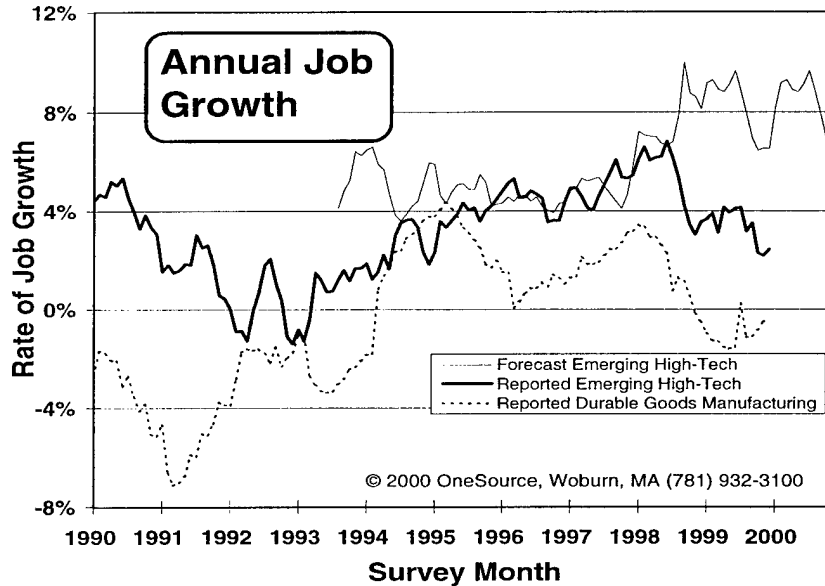


Annual Job Growth

In the chart to the right, the "Reported Durable Goods Manufacturing" is based on data from the Bureau of Labor Statistics.

The other figures are based on the most recent CorpTech national survey of emerging companies with under 1,000 employees that manufacture or develop technology based products.

See the back page for a more detailed analysis.



Inside ...

Industry of the Month:



Telecommunications & Internet

- High growth firms
- Top 30 cities
- Analysis by region

Telecom/Internet Companies Continue Stunning Growth

Telecommunications and Internet technology companies are soaring and continue to "ride the curl" of the Internet tidal wave. In our latest survey of emerging U.S. Telecom/Internet companies, the exceptional strength of this industry is in full bloom: Virtually all T&I respondents indicate they are either stable or growing. Of those companies projecting growth, 43% predict growth of up to 25% and 57% see expansion as great as 58%!

Looking for a Telecom/Internet job? Relocate to the coast - east or west. California is the leader in emerging T&I equipment and service company opportunities from San Francisco to San Diego - more than 34,000 jobs. In the east from Boston to Virginia, another 32,000 Telecom jobs are represented. New York City at 10,500 provides nearly a third of the east coast figure.

Want more information? Get it all with CorpTech's **EXPLORE** Database of 53,000 high-tech companies. Call 1-800-333-8036 and let us show you who and where the hot high-tech players are! ♦

DTIC QUALITY INSPECTED 1

Top 20 Cities for High-Tech Jobs: The Mid-West U.S. Region

Rnk	Jobs ¹	City	St.
1	24,736	Minneapolis	MN
2	23,503	Saint Louis	MO
3	12,217	Saint Paul	MN
4	7,198	Kansas City	MO
5	6,833	Eden Prairie	MN
6	5,865	Wichita	KS
7	5,080	Lenexa	KS
8	4,244	Minnetonka	MN
9	3,999	Lincoln	NE
10	3,657	Overland Park	KS
11	3,463	Springfield	MO
12	3,431	Omaha	NE
13	3,109	Plymouth	MN
14	2,948	Cedar Rapids	IA
15	2,878	Bloomington	MN
16	2,750	Sioux Falls	SD
17	2,607	Winona	MN
18	2,120	Des Moines	IA
19	1,951	Fargo	ND
20	1,951	Davenport	IA

¹ Jobs in emerging firms with under 1,000 employees. World-wide employment is assumed to be concentrated in the city of the ultimate parent's home office. Source: CorpTech, Woburn, MA. (800) 333-8036



Note to Editors...

This newsletter may be duplicated in full for internal circulation without charge or prior approval. Abstracts must be credited to: "OneSource, a Web, CD-ROM and print directory publisher in Woburn, Mass. Tel: (781) 932-3100, www.corptech.com."

Routing ...

Please return to:





Emerging firms projecting the greatest job increase in the next year. Rank

2000	Company name & description	State	Owned	Empl	Pct	Inc
3-614	Golden Sky Systems, Inc. Provider of DIRECTV programming to rural areas. (URI: 125MQV)	MO	Private	900	55%	498
2-1842	DoubleClick, Inc. Provider of Internet advertising solutions. (URI: 11ADTW)	NY	Public (DCLK)	658	55%	366
3-377	Flashcom Provider of DSL Internet access services, web page design and hosting services, e-mail services, domain name registration services, streaming audio/video services, Internet firewall consulting services, Internet telephony services and long distance telephone services. (URI: 1228AE)	CA	Private	300	99%	299
4-1649	UniDial Communications, Inc. Provider of Internet services including dial-up access, frame relay, T-1 connection, e-mail and web site hosting services. (URI: 11ZW3H)	KY	Private	500	59%	299
4-1594	Triton Network Systems, Inc. Manufacturer of radio antenna combination fixed-wireless products for provision of local telephony and data services. (URI: 124TSX)	FL	Private	150	166%	249
4-1829	Vitts Networks, Inc. Unit of Safeguard Scientifics, Inc., PA. Provider of Internet access services, e-mail services, web page design services, web security consulting services and domain name registration services. (URI: 1219A1)	NH	Public (SFE)/u	120	190%	229
3-482	Galileo Technologies, Inc. Manufacturer of Ethernet switches, network interfaces and laser printer controllers. (URI: 113S1U)	CA	Public (GALT)	200	99%	199
3-1827	MGC Communications, Inc. Provider of circuit switched data communication services. (URI: 11ZZKV)	NV	Public (MGCX)	550	36%	199
3-1491	Level One Communications, Inc. Unit of Intel Corp., CA. Manufacturer of telephone transceivers and data transceivers, routers, access switches, repeaters and communications management software for high speed digital transmission. (URI: 10U9S3)	CA	Public (INTC)/u	900	22%	199
2-928	Braun Consulting, Inc. Provider of Internet systems consulting services, software consulting services and decision support consulting services. (URI: 125U9Z)	IL	Public (BRNC)	323	59%	193
4-1709	US Interactive, Inc. Provider of web site development, web hosting, web site monitoring and design services as well as Internet electronic commerce services. (URI: 11X5A1)	PA	Public (USIT)	230	73%	169
4-840	Scient Corporation Provider of electronic business consulting services including strategy consulting, systems integration and outsourcing. (URI: 120WX8)	CA	Public (SCNT)	430	39%	169

2000 Volume and page in 2000 *CorpTech Directory* where full profile is listed.
Owned Type of ownership of company. "/u" indicates an operating unit.
Pct Projected percentage employment increase.
Inc Number of employees expected to add during next year.
URI ID to use for related information at www.corptech.com (0=zero).

Note:

- This analysis is of emerging companies.
- Excluded are companies with a different primary industry and larger companies with 1,000+ employees.

DISTRIBUTION STATEMENT A
 Approved for Public Release
 Distribution Unlimited

Use your credit card to buy profiles at **CorpTech's Web Site:**

www.corptech.com

10 Largest Emerging Private Companies¹ Telecomms & Internet Eqpt. & Svcs.

Rnk	Empl	Company	St.
1	900	Furst Group, Inc.	NJ
2	900	Golden Sky Systems, Inc.	MO
3	900	Pelco	CA
4	850	BTI Telecom Corp.	NC
5	800	Birch Telecom, Inc.	MO
6	800	Crown International, Inc.	IN
7	800	Via Net.Works, Inc.	VA
8	750	Bretford Manufacturing, Inc.	IL
9	725	SHERIKON, Inc.	VA
10	650	Dukane Corp.	IL

¹ Companies with under 1,000 employees ranked by world-wide employment.
 Source: OneSource, Woburn, MA (800) 333-8036

10 Largest Emerging Operating Units¹ Telecomms & Internet Eqpt. & Svcs.

Rnk	Empl	Company	St.
1	987	Time Warner Telecom, Inc.	CO
2	900	Harris Corp/Broadcast Systems Div.	OH
3	900	Level One Communications, Inc.	CA
4	900	OpTel, Inc.	TX
5	900	Philips Broadband Networks	NY
6	900	Thomas & Betts/ International Grp	TN
7	877	Destia Communications, Inc.	NJ
8	850	Periphonics Corp.	NY
9	800	Cellular One	MD
10	800	Cinram U.S.	IN

¹ Operating units (of U.S. public companies and non-U.S. corporations) with under 1,000 employees ranked by world-wide employment.
 Source: OneSource, Woburn, MA (800) 333-8036




Industry of the Month Analysis

Top 30 Cities for Jobs: Telecomms & Internet Eqt. & Svcs.

Rnk	Jobs ¹	City
1	10,503	New York, NY
2	6,310	Dallas, TX
3	6,120	San Jose, CA
4	5,497	Santa Clara, CA
5	4,846	Sunnyvale, CA
6	4,356	San Francisco, CA
7	3,881	San Diego, CA
8	3,370	Reston, VA
9	3,016	Austin, TX
10	2,942	Irvine, CA
11	2,789	Chicago, IL
12	2,695	Palo Alto, CA
13	2,309	Houston, TX
14	2,164	Fremont, CA
15	2,154	Mc Lean, VA
16	2,152	Princeton, NJ
17	2,034	Bethesda, MD
18	2,020	Washington, DC
19	2,004	Kansas City, MO
20	1,930	Woburn, MA
21	1,868	Burlington, MA
22	1,755	Seattle, WA
23	1,716	Atlanta, GA
24	1,682	Chatsworth, CA
25	1,674	Pittsburgh, PA
26	1,668	Richardson, TX
27	1,657	Boston, MA
28	1,617	Rockville, MD
29	1,589	Plano, TX
30	1,586	Waltham, MA

¹ Jobs in emerging firms with under 1,000 employees. World-wide employment is assumed to be concentrated in the city of the ultimate parent's home office.
Source: CorpTech, Woburn, MA. (800) 333-8036



Product Information Request

Please send information on the following:

- CorpTech/Web
- CD-ROMs
- CorpTech Directory of Technology Companies
- Regional Technology Guides
- ASCII Diskettes for each region
- Mailing Labels and Custom Reports

Name: _____

Title: _____

Company: _____

Address: _____

City: _____ State: _____ ZIP: _____

Phone: (____) _____ - _____

Call: (800) 333-8036, Fax: (781) 932-6335
e-mail: sales@corpotech.com

Survey Overview: Telecomms & Internet Eqt. & Svcs.

	Firms ¹ surveyed	Proj growth
Projecting > 25% job growth	466	58.1%
Projecting < 25% job growth	354	11.0%
Projecting stable employment	676	0.0%
Projecting lower employment	14	-19.3%
	1,510	12.5%

¹ Emerging firms with under 1,000 employees.
Source: OneSource, Woburn, MA. (800) 333-8036


Survey By Region: Telecomms & Internet Eqt. & Svcs.

Rnk	Region	Firms ¹ surveyed	Proj growth
1	Northern California	180	18.5%
2	New England	135	15.3%
3	New York Metro	130	13.8%
4	Midwest	82	12.5%
5	Northwest U.S.	92	12.3%
6	Southern California	146	11.8%
7	NJ & Delaware Valley	87	11.5%
8	Southeast U.S.	173	11.2%
9	Central U.S.	59	11.1%
10	Mid-Atlantic	114	9.9%
11	Southwest U.S.	170	9.6%
12	Great Lakes	94	9.4%
13	Eastern Lakes	48	5.0%

¹ Emerging firms with under 1,000 employees.
Source: OneSource, Woburn, MA. (800) 333-8036

Telecomms & Internet

The telecomms & Internet industry comprises Internet service companies (data aggregation, infrastructure, security, multimedia, and search); manufacturers of audio/visual, broadcasting/ receiving, electronic mail, telephone/voice, and network equipment products; plus the providers of related services.v



**Telecommunications
& Internet**

**Look-up 50,000+
high-tech
companies:**

www.corptech.com

FREE!

Note . . .

Companies listed opposite and analyzed on this page are selected from those with under 1,000 employees that are primarily active in the indicated industry, and have been surveyed in the past twelve months.

Companies included in the National Survey have been interviewed in the past three months.

CorpTech: the most comprehensive source of company information on America's 50,000+ emerging technology firms:

CorpTech/Web – The Internet research site for data on high-tech companies (www.corptech.com)

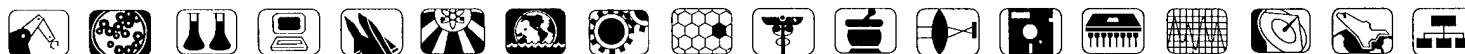
CD-ROMs – Complete desktop marketing and company research systems to run on your PC.

CorpTech Directory of Technology Companies – A 4-volume, annual directory indexed by company name, city and 3,000 high-tech product categories.

Regional Technology Guides – Printed directories indexed by company name, city and 250 high-tech product categories.

ASCII Diskettes – Available for all regions in full profiles and mailing labels.

Mailing Labels and Custom Reports – Selected using 40+ criteria, in printed, or ASCII formats.



Analysis of this Month's National Survey

Technology Company Job Growth Survey Overview


	Firms ¹ surveyed	Proj growth
Projecting > 25% job growth	520	53.1%
Projecting < 25% job growth	1,010	10.4%
Projecting stable employment	3,034	0.1%
Projecting lower employment	60	-17.9%
	4,624	5.2%

¹ Emerging firms with under 1,000 employees.
Source: OneSource, Woburn, MA. (800) 333-8036

Technology Manufacturing Job Growth By Industry

Rnk	Industry	Firms ¹ surveyed	Proj growth
1	Software (SOF)	887	10.9%
2	Telecommunications (TEL)	458	9.7%
3	Computer Hardware (COM)	360	5.7%
4	Medical (MED)	219	5.1%
5	Defense (DEF)	54	5.0%
6	Manufacturing (MAN)	385	4.7%
7	Pharmaceutical (PHA)	72	4.5%
8	Subassemblies (SUB)	552	4.2%
9	Photonics (PHO)	115	4.2%
10	Biotechnology (BIO)	107	4.2%
11	Environmental (ENV)	230	3.8%
12	Transportation (TRN)	102	3.7%
13	Automation (AUT)	388	3.2%
14	Energy (ENR)	123	2.6%
15	Test & Measurement (TAM)	255	2.3%
16	Advanced Materials (MAT)	216	1.5%
17	Chemicals (CHE)	102	-1.4%

¹ Emerging firms with under 1,000 employees.
Source: OneSource, Woburn, MA. (800) 333-8036



See ranking and
competitors for
50,000+
high-tech
companies
FREE at:

www.corptech.com

Technology Company Job Growth By Region



Rnk	Region	Firms ¹ surveyed	Proj growth
1	Northern California	374	8.8%
2	Northwest U.S.	171	7.3%
3	Mid-Atlantic	241	6.4%
4	New England	539	6.3%
5	New York Metro	344	6.1%
6	Southern California	452	5.5%
7	Southwest U.S.	495	5.1%
8	Southeast U.S.	439	5.0%
9	NJ & Delaware Valley	322	4.9%
10	Midwest	338	4.7%
11	Eastern Lakes	221	3.9%
12	Great Lakes	366	3.1%
13	Central U.S.	323	2.5%

¹ Emerging firms with under 1,000 employees.
Source: OneSource, Woburn, MA. (800) 333-8036

Each month CorpTech interviews thousands of executives at U.S. technology manufacturers. The Forecaster employment statistics are based on data from surveyed firms with under 1,000 employees that provide past, current and projected employee levels.

OneSource

12 Alfred Street, Woburn, MA 01801, U.S.A.
Tel: (781) 932-3100, (800) 333-8036 - Fax: (781) 932-6335
E-mail: sales@corptech.com - Web: www.corptech.com

OneSource
Formerly **CORPTECH**

CORPTECH Technology Industry
Growth Forecaster

Bulk Rate
U.S. Postage
Paid
Boston, MA
Permit #9

OneSource Information Services, Inc.
12 Alfred Street, #200
Woburn, MA 01801-1915

Return Service Requested

Defense Technical Info.Ctr.
DTIC Library/Suit

3