


FY 01 President's Budget Highlights



DISTRIBUTION STATEMENT A
Approved for Public Release
Distribution Unlimited

20000301 028

**Assistant Secretary of the Army for
Financial Management and Comptroller
February 2000**

The Army Budget

- This document will be available on the Assistant Secretary of the Army, Financial Management and Control (ASA FM&C) Home Page as of February 10, 2000. See address in block below.
- Number totals on some charts may not add due to rounding.
- Questions concerning the source or interpretation of the information in this booklet may be directed to the Budget Formulation Division, Army Budget Office (SAFM-BUC-F), at Commercial (703) 697-6241 or DSN 227-6241.

The FM World Wide Web home page is located at the following address:

<http://www.asafm.army.mil>

**This Document will be under Budget/Publications,
Tabs B, G and H**

**PAPER COPIES ARE
NOT AVAILABLE THROUGH DISTRIBUTION.**

FY 2001...

The FY 01 budget reflects a budget consistent with the priorities of the Defense Planning Guidance (DPG) but is one that also begins to transform the Army into a full spectrum force. The transformation effort will virtually affect the Army's entire force structure.

Readiness and Sustainability. Readiness and sustainability remain the Army's first priority. Total Army OPTEMPTO has been sustained at a steady level, while pay accounts were adjusted to accommodate the 3.7% pay raise for soldiers.

Force Structure. The FY01 budget reflects the beginning of the transformation of Army force structure to support the Medium/Combat Brigades. It incorporates the redesign effort for the Army's institutional force structure to provide trained and ready forces necessary to man the Medium/Combat Brigade structure.

Modernization. As the Army implements its transformation strategy, development and funding of an affordable, fully integrated modernization program is an essential element of that plan. Throughout the transformation, the Army will continue to provide decisive and comprehensive full-spectrum land component capabilities, equipment and weapons systems in support of the National Military Strategy.

Infrastructure. The Army is maintaining its base operations support at minimum essential levels for this fiscal year. However, Real Property Maintenance (RPM) funding is only 69 percent of known requirements and our aging infrastructure continues to deteriorate. While we are focusing on specific areas such as barracks, utility systems, strategic mobility which will maintain readiness and upgraded living conditions, our overall real property inventory continues to remain at less than desirable levels.

The FY 01 Budget provides for:

- ARMY VISION - Start of transformation to the new Combat “Medium” Brigade
- Active Army End Strength of 480K
- Army National Guard End Strength of 350K
- Army Reserve End Strength of 205K
- Pay Raise of 3.7%
- OMA OPTEMPO (800 miles) and the Flying Hour Program (14.5 hours)
- New Recruiting Initiatives
- Quality of Life Programs
- Barracks Buy-Out Program
- Privatization of Family Housing



Military Personnel (Strength in 000s)



	FY99	FY00	FY01
Active Component*	479	480	480
Officer	(77)	(78)	(78)
Enlisted	(398)	(398)	(398)
Cadet	(4)	(4)	(4)
Reserve Component*	753	731	723
Selected Reserve	564	555	555
USAR	(207)	(205)	(205)
ARNG	(357)	(350)	(350)
IRR-USAR	184	171	163
Inactive National Guard	5	5	5

*May not add due to rounding

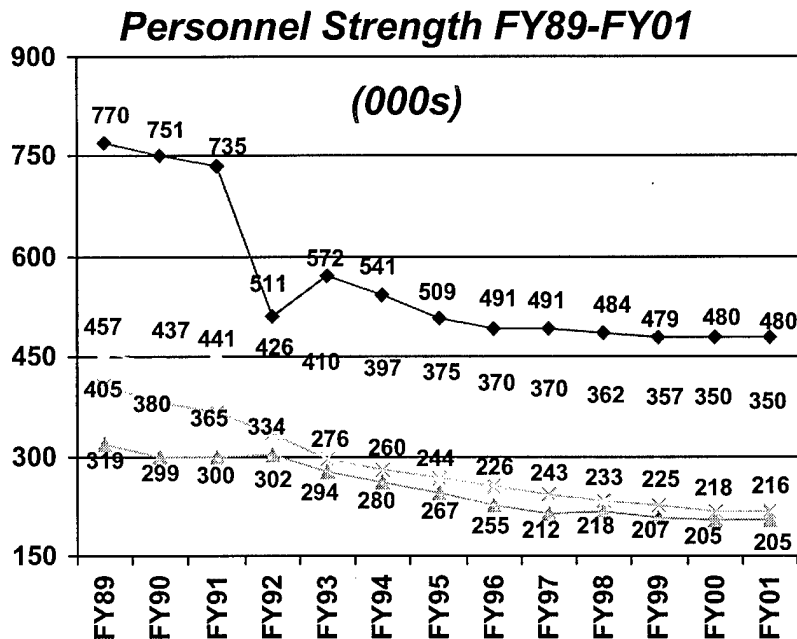
THE TOTAL ARMY FY 01

Mission of Army Forces (with other U.S. Services and Allied Forces):

- Deter aggression or coercion against the U.S., its allies, and national interests abroad
- If deterrence fails, fight and win across the spectrum of conflict anywhere
- Provide a full range of options to promote international stability
- Support domestic civil authority

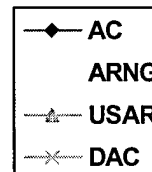
To accomplish these missions, the Total Army consists of the following Components:

- **Active Component** *Forms the nucleus of the initial forces for combat*
- **Reserve Component** *Reinforces/augments active forces, individual replacements*
- **Civilian Component** *Provides critical support and sustainment*



DELTA FY89 - FY01

AC	-38%
ARNG	-23%
USAR	-36%
DA CIV	-47%



...Our success depends
on the whole team -
our soldiers, civilians,
veterans...
...all of whom serve the Nation.



General Eric K. Shinseki
Chief of Staff, U.S. Army

Civilian Component (000s)

	FY99	FY00	FY01
OMA	123	121	120
OMAR	10	10	10
OMNG	24	24	24
RDTE	21	17	16
MCA	5	5	6
Family Housing	1	1	1
DWCF	<u>22</u>	<u>21</u>	<u>21</u>
Total Direct Hire	207	201	198
OMA	17	16	16
Other	1	1	1
Total Indirect Hire	<u>18</u>	<u>17</u>	<u>18</u>
*Total Civilians	225	218	216


*May not add due to rounding

FUNDING PROFILE

The Fiscal Year 2001 budget has been constructed on two fundamental tenets. The first is to maintain the momentum the Army has recently achieved in protecting critical gains in readiness, quality of life and modernization, and continue to provide combat ready forces to support National Security and National Military Strategies. Consequently, this budget continues to protect the readiness improvements provided last year. It permits retention of the capabilities to win two near-simultaneous theater wars by maintaining critical combat overmatch in legacy systems. It provides for operational training that has no equal anywhere else in the world and sustains the quality of life improvements for soldiers and families initiated last year. It contains our critical modernization programs to maintain our ability to defeat any current or foreseeable military threat.

The second tenet is one of change. This budget begins the process of transforming the Army into a force that is strategically responsive and dominant at every point on the spectrum of operations. A force that takes the very best – America's sons and daughters – and incorporates them into Active, Reserve, National Guard and Civilian components that will do anything the American people ask. A force that can not only fight and win our nation's wars, but also provide options to shape the global environment to the future benefits of the United States and its allies.

This budget ensures the Army will continue to be a strategic instrument of national policy like the one that has served our country well in peace and war for over two centuries. Soldiers enable America to fulfill its world leadership responsibilities of safeguarding our national interests, preventing global calamity, and making the world a safer place. The spectrum of likely operations describes a need for Army forces in joint, combined, and multinational formations for a variety of missions extending from humanitarian assistance and disaster relief to peacekeeping and peacemaking to major theater wars, including conflicts involving the potential use of weapons of mass destruction.



Army TOA

Fiscal Years 1999, 2000 and 2001 Summary (\$M)

	<u>FY99</u>	<u>FY00</u>	<u>FY01</u>
<u>Military Personnel, Army</u>	20,861	21,851	22,198
<u>Operation and Maintenance, Army</u>	21,191	18,919	19,124
<u>Procurement</u>	8,735	9,296	9,421
Aircraft	(1,384)	(1,452)	(1,323)
Missiles	(1,215)	(1,310)	(1,296)
WTCV	(1,536)	(1,571)	(1,875)
Ammunition	(1,183)	(1,193)	(1,131)
Other Procurement	(3,417)	(3,770)	(3,796)
<u>Research, Dev, Test & Evaluation</u>	5,031	5,225	5,260
<u>Military Construction, Army</u>	983	1,085	898
<u>Environmental Restoration, Army</u>	0	376	390
<u>Army Family Housing</u>	1,232	1,152	1,140
Operations	(1,103)	(1,081)	(978)
Construction ****	(130)	(71)	(162)
<u>Reserve Components</u>			
<u>National Guard</u>			
Personnel	3,613	3,605	3,748
Operations	2,779	3,161	3,182
Construction	151	236	59
<u>Army Reserve</u>			
Personnel	2,179	2,292	2,434
Operations	1,246	1,470	1,521
Construction	102	111	82
<u>BRAC</u> ****	0	144	303
<u>Chemical Demilitarization</u> *	772	1,024	1,004
<u>Defense Working Capital Fund, A</u> **	0	62	0
Total ***	68,876	70,010	70,765

* Chemical Demilitarization is an Army Appropriation Beginning in FY99

** DWCF,A is an Army Appropriation Beginning in FY00

*** Totals May Not Add Due to Rounding

**** FY99 Execution Adjustments: AFHC - \$35M Set Aside for Privatization Loans

BRAC - \$455M Reported as DoD TOA

FY00 Adjustments: AFHC - \$9M Set Aside for Privatization Loans

*SOLDIERS on Point for the Nation
Persuasive in Peace -
Invincible in War...*





Military Personnel (MILPERS)

- The Active Army continues at a steady-state level of 480 thousand end strength in FY01; the Army Reserve at 205 thousand; and the Army National Guard at 350 thousand.
- Budgeted pay raise at 3.7% in FY01.
- Start of six-year program to improve pay comparability levels at 0.5% above the Employment Cost Index.
- Increased Basic Allowance for Housing (BAH) will reduce the soldiers absorption cost from the current 18% to zero (0%) over the next five years.

The Army

-- is People



Military Personnel, Army

Military Personnel, Army (MPA) (\$M)

	<u>FY99</u>	<u>FY00</u>	<u>FY01</u>
Pay, Officer	5,889	6,165	6,313
Pay, Enlisted	12,439	13,183	13,482
Pay, Cadet	41	40	42
Subsistence	1,205	1,243	1,156
PCS-Travel	1,083	1,088	1,083
Other MILPERS Costs	<u>204</u>	<u>134</u>	<u>123</u>
Total*	20,861	21,851	22,198

*Totals may not add due to rounding

National Guard Personnel, Army (\$M)

	<u>FY99</u>	<u>FY00</u>	<u>FY01</u>
Paid Drill Strength	1,771	1,768	1,923
School Training	145	156	151
Special Training	94	95	64
Admin Spt	1,415	1,508	1,540
Education Benefits	63	78	70
Counterdrug Prgm*	125		
Total Direct Program**	3,613	3,605	3,748
Retired Pay Accrual	(356)	(377)	(430)
Total (Less Retired Pay Accrual)**	3,257	3,228	3,318

*Received in year of execution

**May not add due to rounding

...We are the Army -- totally integrated, with a unity of purpose...

...We will march into the 21st Century as *the Army*...

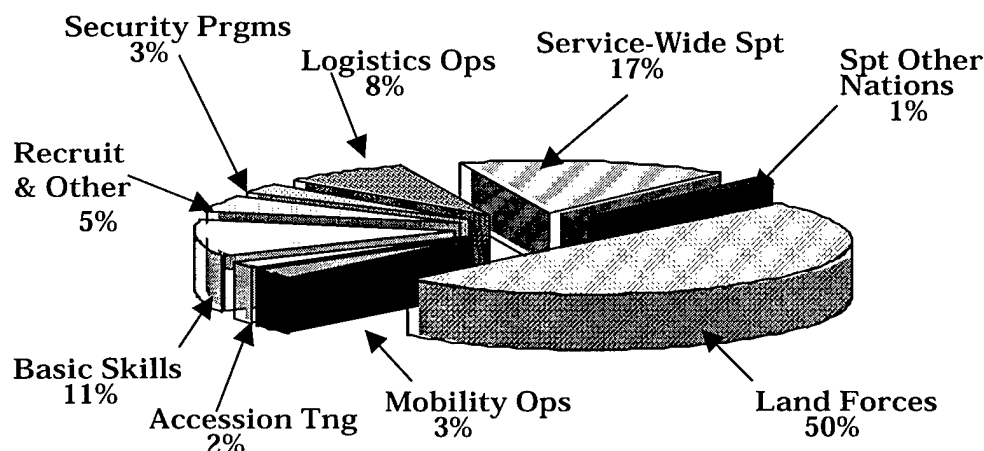
**General Eric K. Shinseki
Chief of Staff, U.S. Army**

Reserve Personnel, Army (\$M)

	<u>FY99</u>	<u>FY00</u>	<u>FY01</u>
Paid Drill Strength	993	1,034	1,122
IMA/Mob. Training	28	30	37
Admin/Spt (incl AGRs)	825	894	912
School Training	75	92	106
Special Training	105	95	91
Education Benefits	31	31	41
Other Training	122	116	125
Total Direct Program	2,179	2,292	2,434
Retired Pay Accrual	(199)	(229)	(267)
Total (Less Retired Pay Accrual)	1,980	2,063	2,167

*Totals may not add due to rounding

Operation & Maintenance, Army



FY 01 OMA Total \$19,124 M

The Operation and Maintenance budget maintains readiness objectives by funding air and ground operating tempo (OPTEMPO), improves the quality of training at the Combat Training Centers and at home station, and enhances our recruiting and advertising efforts. The FY01 budget supports OPTEMPO at 800 home station training miles per year for major combat systems and 14.5 flying hours per crew per month for the active force. The budget provides full funding for all known statutory and regulatory environmental requirements and supports known operation and maintenance requirements of the Army transformation.

OMA by Budget Activity & Group (\$M)

	FY99	FY00	FY01
BA 1: Operating Forces			
Land Forces	2,640	3,245	3,331
Land Forces Readiness	2,270	2,214	2,371
Land Forces Readiness Support	6,529	3,887	3,879
Subtotal	11,439	9,346	9,581
BA 2: Mobilization			
Mobility Operations	585	603	527
BA 3: Training & Recruiting			
Accession Tng	388	357	364
Basic Skill & Advanced Tng	2,047	2,110	2,194
Recruiting & Other Tng & Ed	803	827	896
Subtotal	3,239	3,294	3,454
BA 4: Admin & Svc-Wide Activities			
Security Programs	448	418	473
Log Operations	1,527	1,642	1,551
Svc-Wide Support	3,664	3,365	3,289
Spt of Other Nations	289	251	249
Subtotal	5,928	5,676	5,562
*Total	21,191	18,919	19,124

**Totals may not add due to rounding



O&M, National Guard/Army Reserve

OMNG (\$M)			
	FY99	FY00	FY01
BA 1: Operating Forces	2,574	2,964	2,987
BA 4: Admin & Svc-Wide Activities	205	197	195
Total*	2,779	3,161	3,182

OMAR (\$M)			
	FY99	FY00	FY01
BA 1: Operating Forces	1,072	1,296	1,353
BA 4: Admin & Svc-Wide Activities	174	174	168
Total*	1,246	1,470	1,521

*Totals may not add due to rounding

PROCUREMENT

The Vision for the Future

The Army modernization strategy is designed to transform the present Army from a Cold War heavy division dominated force to a full spectrum force geared to 21st Century requirements. To accomplish this goal, Army has:

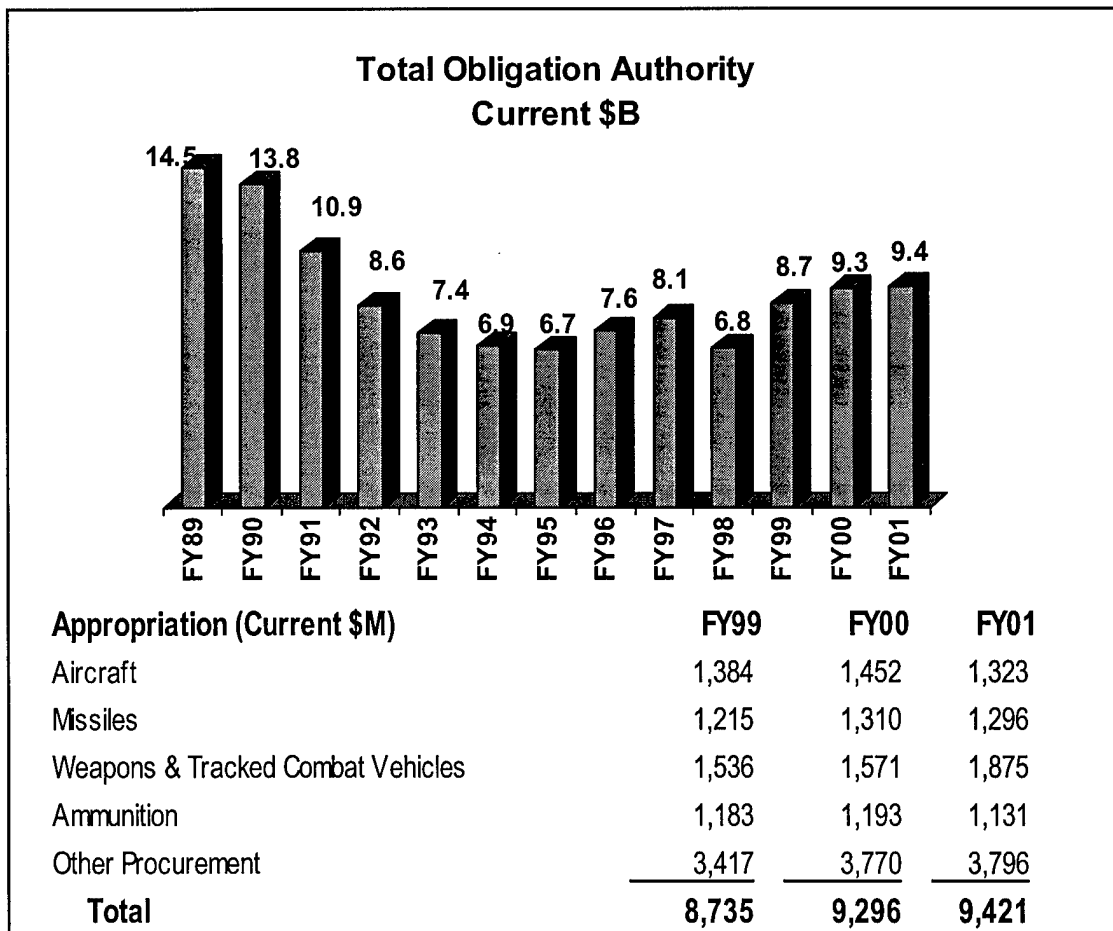
- Accelerated the research and development of the Future Combat System (FCS). FCS is the Army's future combat platform that will be reduced in size and weight, yet will improve lethality and survivability through standoff, agility and destructive power. The FCS will be an innovative, multi-mission system optimizing commonality of components and subsystems to reduce sustainment and logistical requirements. These features will provide the Army with a full spectrum force system with substantially improved deployability.
- Provided funding for the Interim Armored Vehicle (IAV) which offers a baseline capability for a mounted Brigade Combat Team (BCT).
- Provided funding in FY 01 to stand up two initial Brigade Combat Teams at Ft. Lewis, Washington.
- Accelerated specific programs to improve strategic responsiveness, increase lethality of light forces and recapitalize legacy systems.
- Maintained focus on information dominance – Achieve first digitized corps in FY 04.
- Restructured or divested programs that did not meet the Army vision to provide resources for the Army Transformation.

Sustained essential Research and Development (R&D) and focused Science and Technology (S&T) for the Army Transformation. The Army modernization strategy investment goals are designed to:

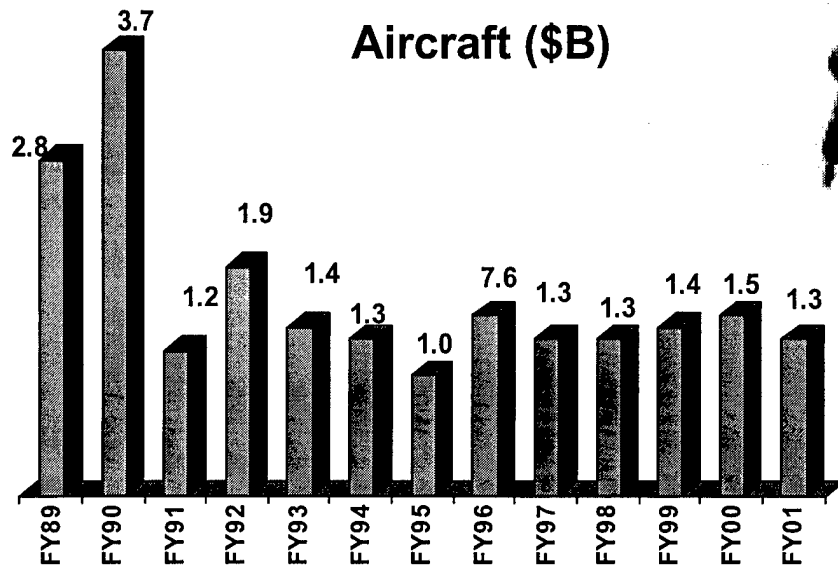
- Focus on Information Dominance - Digitize the Army
- Maintain Combat Overmatch
- Sustain Essential Research and Development (R&D) and focus Science and Technology (S&T) on the development of Objective Force capabilities
- Recapitalize the Force
- Integrate the Active Component (AC) and Reserve Component (RC)

Procurement

The FY 01 budget commences the Army transformation strategy by beginning procurement of the Interim Armored Vehicle (IAV) and starting the Abrams engine improvement program. The Army also continues to fund upgrades for the Abrams Tank and Bradley Fighting Vehicle directly supporting battlefield digitization; continues procurement of Brilliant Anti-Armor Submunition (BAT); multi-year procurement for Javelin and Longbow Hellfire; and provides funding for MLRS Launchers and Improved Target Acquisition System for TOW. The budget also funds modification from basic Apache helicopters to the Longbow Apache configuration armed with an improved radar guided Hellfire missile possessing fire-and-forget capability. The budget funds procurement of six Black Hawk helicopters in FY 01 and critical Combat Service Support programs such as the Family of Medium Tactical Vehicles (FMTV). Satellite communication systems, including the Defense Satellite Communication System, Super High Frequency (SHF) Tri-Band Advanced Range Terminal, Enhanced Manpack Ultra High Frequency (UHF) Terminal (Spitfire), NAVSTAR Global Positioning System, and other communication systems and command and control programs such as Digitization Appliques, the All-Source Analysis System (ASAS), Maneuver Control System, and the Army Global Command and Control System are also funded. The Army Other Support Equipment program continues to maintain a relatively stable level of funding. Areas of significant increases are Training Equipment and Test Measurement and Diagnostic Equipment (TMDE). The budget also provides an Opposing Forces Surrogate Vehicle to the Combat Training Centers (CTC) and includes funds for the recently approved AVCATT program. Increases for the TMDE program are primarily for the Army Diagnostics Improvement Program (ADIP). ADIP is a Chief of Staff of the Army initiative that provides embedded diagnostic capability into weapon systems.



Aircraft (\$B)



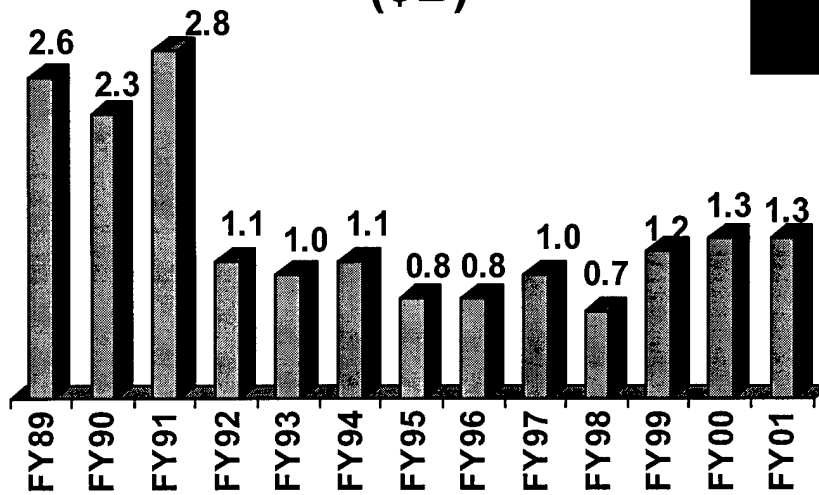
Aircraft

Aircraft	FY 99		FY 00		FY 01	
	QTY	\$M	QTY	\$M	QTY	\$M
ARL		13		0		0
C-XX Aircraft		27		5		0
Guardrail Common Sensor		2		0		0
UH-60 Black Hawk	29	270	19	215	6	87
Modifications						
Guardrail/ARL		44		25		30
AH-64		50		33		19
CH-47 Cargo Helicopter		80		115		117
CH-47 Improved Cargo Helicopter		0		0		84
Longbow Apache		616		781		744
UH-60		23		13		3
Kiowa Warrior		49		42		42
EH-60 Quickfix		0		5		0
Airborne Avionics		56		45		60
Aircraft Survivability Equip		5		17		4
Other Mods		16		25		27
Spares & Repair Parts		27		16		15
Support Equipment & Facilities						
Aircraft Survivability Equip		13		24		0
Airborne Cmd & Control		9		17		3
Air Traffic Control		17		9		74
Common Ground Equipment		22		20		12
Airborne Communications		42		43		0
Other Support Equipment		3		2		2
Total*		1384		1452		1323

*Totals may not add due to rounding

Missiles

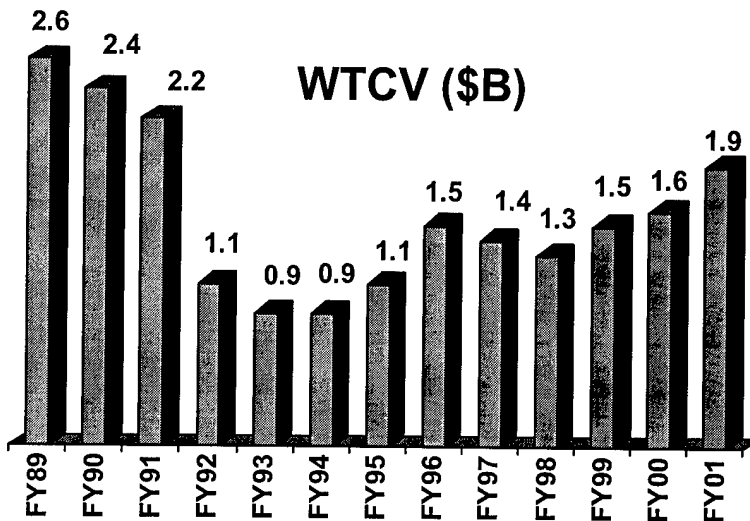
(\$B)



Missiles

Missiles	FY99		FY00		FY01	
	QTY	\$M	QTY	\$M	QTY	\$M
Avenger	15	35	15	34	7	30
Hellfire (Longbow & Laser)	2000	353	2200	294	2200	285
TOW 2		0		0		0
MLRS Rockets		0		3		9
MLRS Launchers	24	121	39	138	66	189
ATACMS Blk 1A	96	91	110	91	0	15
ATACMS/Blk II	24	55	48	85	55	95
BAT	304	94	609	143	741	135
Javelin	3569	338	2525	345	3754	372
Multi Purpose Indv Mun						4
Modifications						
Patriot		14		50		23
Stinger		13		22		22
Avenger		8		4		7
ITAS/TOW		63		68		65
MLRS		3		6		16
Spares & Repair Parts		19		19		21
Support Equipment & Facilities						
Air Defense Targets		3		2		2
Production Base Support		3		3		3
Other		2		3		3
Total*		1215		1310		1296


*Totals may not add due to rounding



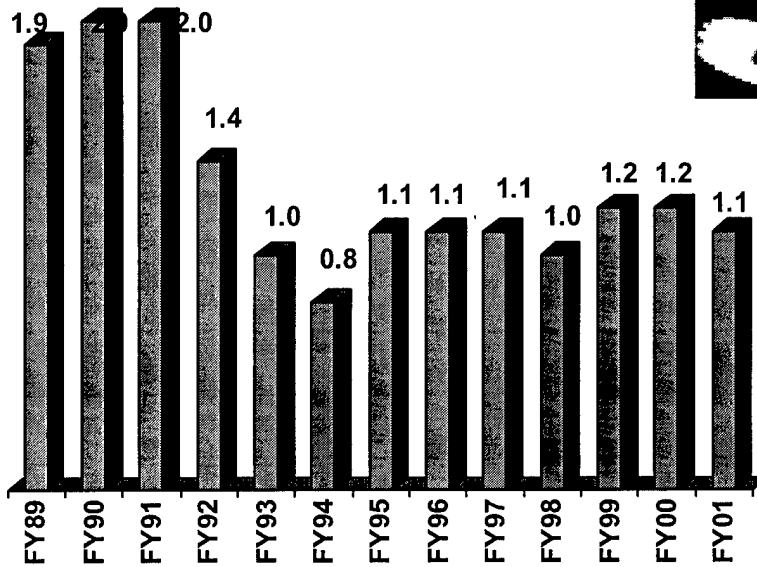
Weapons & Tracked Combat Vehicles (WTCV)

	FY99		FY00		FY01	
	QTY	\$M	QTY	\$M	QTY	\$M
Tracked Combat Vehicles						
Abrams	120	737	120	675	80	602
Bradley*	126	376	140	408	109	407
Breacher(Grizzly) Mod	0	0	0	20	0	0
Heavy Assault Bridge(Wolverine)	0	50	0	97	0	0
Field Artillery Ammo Spt Vehicle	0	0	0	0	0	0
Command and Control Vehicle	10	48	0	61	0	0
Carrier Mods 113	0	55	0	63	0	45
FIST Vehicle Mod	0	25	0	27	0	32
BFVS Mod	0	74	0	31	0	37
Howitzer M109A6 Paladin	0	11	0	27	0	8
Improved Recovery Vehicle (IRV)	0	54	0	0	0	68
Interim Armored Vehicle (IAV)	0	0	0	0	0	537
Armored Vehicle Launch Bridge		1		1		17
Other		12		9		10
Weapons & Other Combat Vehicles						
Armored Machine Gun 7.62 M240	1198	11	4297	38	1196	12
Machine Gun, 5.56mm (SAW)	1525	6	3698	10	0	0
M16 Rifle	16464	7	12479	6	10314	5
Grenade Launcher, MK-19-3	697	15	1389	23	581	12
Sniper Rifle XM107, Cal .50	0	0	0	1	230	3
Carbine M4, 5.56mm	6310	4	8687	5	8309	5
Modifications of Weapons and Other Combat Vehicles						
	0	18	0	32	0	33
Spares and Repair Parts						
	0	20	0	23	0	29
Support Equipment & Facilities						
	0	12	0	14	0	13
Total**		1536		1571		1875

*Bradley quantities include both A20DS and A3 vehicles
 ** Totals may not add due to rounding



Ammunition (\$B)



Ammunition

Ammunition (\$M)	<u>FY99</u>	<u>FY00</u>	<u>FY01</u>
Small Arms	256	261	262
Mortars	107	140	100
Tank	207	164	150
Artillery	80	137	142
Artillery Fuzes	7	46	67
Mines/Countermine	23	41	10
Rockets	133	153	152
Other	41	36	53
Miscellaneous	153	33	42
Production Base Support	<u>176</u>	<u>182</u>	<u>153</u>
Total	1183	1193	1131

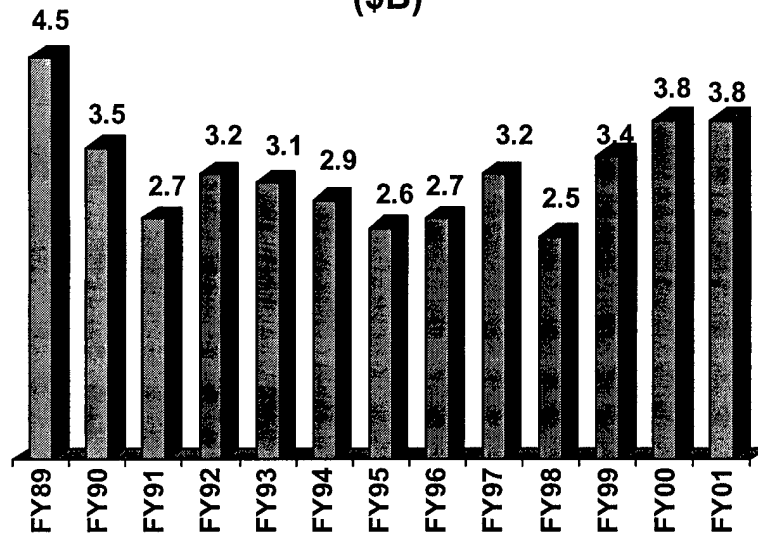
Training/War Reserve Breakout (\$M)

Training	667	655	673
War Reserve	193	326	269
Non-Hardw are	147	31	36
Production Base	<u>176</u>	<u>182</u>	<u>153</u>
Total*	1183	1193	1131

*Totals may not add due to rounding



Other Procurement Army (OPA) (\$B)



Other Procurement, Army (OPA)

	<u>FY99</u>		<u>FY00</u>		<u>FY01</u>	
	<u>QTY</u>	<u>\$M</u>	<u>QTY</u>	<u>\$M</u>	<u>QTY</u>	<u>\$M</u>
Tactical & Support Vehicles						
Wheeled Vehicles (HMMWV)	675	74	841	92	1002	111
Family of Med Tactical Veh	0	336	0	424	2577	438
Family of Hvy Tactical Veh	0	191	0	193	404	166
All Other Vehicles & Trailers		207		227		227
Communication & Electronic Equip						
Joint Communications		8		13		19
Satellite Communications		203		144		199
C3 System		20		13		9
Combat Communications		258		284		176
Intel Communications		2		2		2
Information Security		44		68		65
Long Haul Communications		11		11		14
Base Communications		194		247		208
Elect Equip--NFIP		25		20		20
Elect Equip--TIARA		204		225		250
Elect Equip--Electronic Warfare (EW)		12		21		2
Elect Equip--TAC SURV		198		294		266
Elect Equip--Tactical C-2		258		290		312
Elect Equip--Automation		271		251		300
Elect Equip--Audio Visual Sys (AV)		7		3		4
Elect Equip--Support		0		3		0

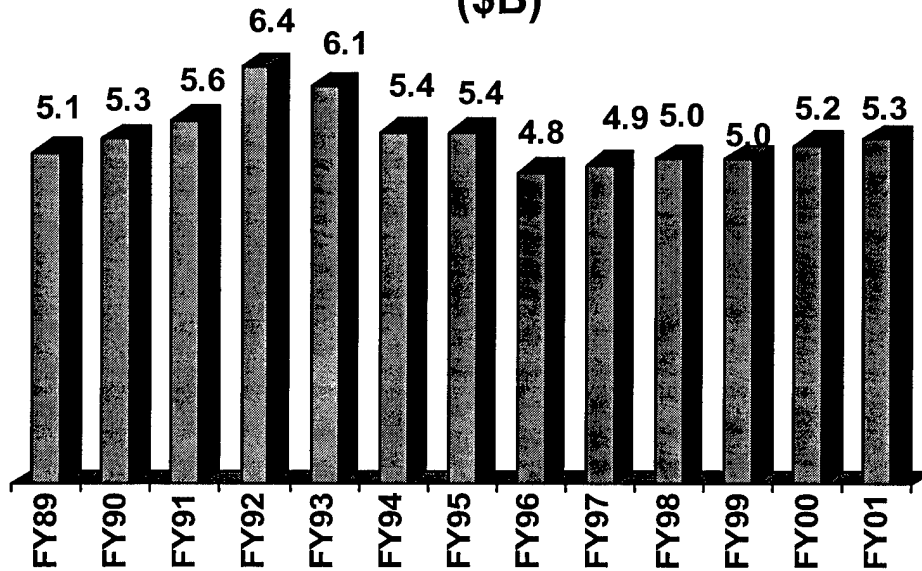
Other Procurement, Army (OPA) (CONTINUED)

Other Support Equipment	\$M	\$M	\$M
Chemical Defense Equipment	30	13	17
Bridging Equipment	9	41	37
Engineer Equip (Non-Construct)	5	22	14
Combat Service Spt Equipment	79	84	65
Petroleum Equipment	28	44	35
Water Equipment	2	12	41
Medical Equipment	25	35	32
Maintenance Equipment	16	18	21
Construction Equipment	64	96	41
Rail Float Containerization Equip	62	56	31
Generators	66	79	86
Materiel Handling Equipment	42	36	68
Training Equipment	208	179	271
Test Meas & Diag Equipment	94	92	120
Other Support Equipment	105	94	86
Initial Spares			
Tactical Support Vehicles	0	0	0
Communications and Electronics	58	43	42
Other Support Equipment	<u>1</u>	<u>1</u>	<u>1</u>
Total*	3417	3770	3796

*Totals may not add due to rounding



Research, Development, Test & Evaluation (RDTE) (\$B)



The Army RDTE Program includes an accelerated Science and Technology Program to address the Army Vision and to ensure timely development and transition of technology into weapon systems and system upgrades and to explore alternative concepts for future Combat Systems to enable a deployable, lethal, survivable Objective Force starting in 2012. The Crusader program has been restructured and the Line-of-Sight Anti-Tank Technology (LOSAT) and High Mobility Artillery Rocket System (HIMARS) programs have been accelerated. The FY01 budget includes funding for continued development of the Comanche and Brilliant Anti-Armor Pre-Planned Product Improvement, and restructure of the Crusader. Additionally, the FY01 budget continues to support Battlefield Digitization/Force XXI Battle Command Brigade and Below (FBCB2) efforts, to include development and integration of command and control systems and their underlying communications systems with weapons platforms. Other significant efforts include continued hardware/software developments in support of evolving Army Tactical Command and Control Systems (ATCCS), Night Vision Systems and Force XXI initiatives.

Budget Activities (Current \$M)

BA	<u>FY99</u>	<u>FY00</u>	<u>FY01</u>
1 Basic Research	177	204	201
2 Applied Research	613	791	602
3 Advanced Technology Dev	634	684	491
4 Demonstration/Validation	489	476	661
5 Eng & Manufacturing Dev	1247	1503	1770
6 RDTE Management Support	1263	739	697
7 Operational Systems Dev	609	828	838
Total*	5031	5225	5260


*Totals may not add due to rounding

Research, Development, Test & Evaluation (RDTE) (CONTINUED)

BA 1	Basic Research	177	204	201
BA 2	Applied Research	<u>613</u>	<u>791</u>	<u>602</u>
	Subtotal	789	995	803
BA 3	Advanced Tech Development			
	Warfighter Advanced Technology	30	45	15
	Medical	224	73	17
	Aviation	44	34	29
	Weapons & Munitions	24	58	30
	Cbt Veh & Auto	59	131	148
	Command, Control & Communication	23	28	22
	Missile & Rocket Adv Technology	59	51	25
	Landmine Warfare & Barrier	23	47	21
	Night Vision	25	42	33
	Military HIV Research	5	6	6
	Air Defense/Precision Strike	10	24	21
	Adv Tactical Computer Sci & Sensor Tech	18	27	16
	Other	<u>90</u>	<u>118</u>	<u>108</u>
	Subtotal	634	684	491
BA 4	Demonstration & Validation			
	Landmine Warfare & Barrier	8	11	23
	Army Missile Defense System Integration	38	62	13
	Artillery System Dem/Val	300	266	355
	Soldier Support & Survivability	8	13	14
	Aviation - Adv Dev	11	9	6
	CSSCS Eval and Analysis	14	11	14
	Medical Systems-Adv Dev	11	17	15
	Armament Enhancement	37	56	30
	Logistics & Engineering	21	8	6
	Scamp Blk II	7	11	20
	Other	<u>34</u>	<u>12</u>	<u>165</u>
	Subtotal	489	476	661
BA 5	Engineering & Manufacturing Dev			
	Comanche	352	463	614
	Electronic Warfare Development	78	80	61
	Night Vision	19	38	33
	Non-System Tng Devices-Eng Dev	68	73	73
	BAT/ATACMS	132	143	96
	Combat ID	16	9	5
	Engineer Mobility Equipment Developmen	69	58	-
	Joint Tactical Radio	0	37	62
	ASAS	35	53	44
	TENCAP	42	72	57
	CATT	22	20	18

Research, Development, Test & Evaluation (RDTE) (CONTINUED)

BA 5 Engineering & Manufacturing Development			
Combat Clothing/Equipment(Land Warrior)	63	61	86
Weapons/Munitions	40	68	23
Army Tactical C2	34	39	33
Firefinder	20	40	37
Artillery Systems (Crusader)	1	5	20
Army Information Technology Development	0	0	94
Other	<u>256</u>	<u>244</u>	<u>414</u>
Subtotal	1247	1503	1770
BA 6 RDTE Management Spt			
Major Test & Evaluation	36	39	44
Army Test Ranges/Facilities	120	146	120
Army Kwajalein Atoll	127	139	153
Support of Operation Testing	64	69	71
Programwide Activities	67	64	74
Army Test Tech & Sust Instr	42	31	33
Surviv/Lethal	34	35	27
Base Supt (transferred to OMA in FY00)	234	0	0
Concept Experimentation	17	21	15
Army Evaluation Center	26	24	26
Other	<u>496</u>	<u>171</u>	<u>134</u>
Subtotal	1263	739	697
BA 7 Operational Systems Development			
Cbt Vehicles Improvement Prgm	89	83	99
Horizontal Battlefield Digitization/FBCB2	96	95	93
Missile/Air Defense PIP	14	32	12
MLRS PIP	25	67	59
SATCOM Ground Environment	50	36	43
JLENS	13	25	25
AFATDS	35	41	37
Maneuver Control	29	46	49
Aircraft Mods/PIPs	24	81	96
WRAP	0	37	6
MANTECH (Incl. COSSI)	51	100	58
Global Combat Support System	0	0	72
Other	<u>183</u>	<u>185</u>	<u>189</u>
Subtotal	609	828	838
TOTAL	5031	5225	5260




The Active Army Military Construction budget continues to focus on facilities that upgrade the quality of life of soldiers and the capabilities of Army installations as power projection platforms. New facilities include modern barracks, strategic mobility infrastructure, and facilities to support mission and training requirements. Effective in FY01, funding for facilities to support the Chemical Demilitarization program has been transferred from Defense to the Active Army construction budget.

Military Construction, Army (MILCON)

By Facility Categories (\$M)

	FY99	FY00	FY01
Operation & Training	187	301	53
Maintenance & Production	36	40	21
Research & Development	30	20	0
Supply & Administration	12	57	53
Troop Housing/Community Support	550	429	450
Utilities/Real Estate	96	188	36
Chemical Demilitarization	0	0	175
General Reduction/ Rescission	-11	-57	0
Minor Construction	12	15	15
Planning & Design	71	92	95
Total	983	1085	898
Region/Program			
United States	709	910	706
Korea	160	42	34
Kwajalein Atoll	13	35	18
Europe	29	48	30
General Reduction/ Rescission	-11	-57	0
Minor Construction	12	15	15
Planning & Design	71	92	95
Total	983	1085	898



Military Construction, Army Reserve

The Army Reserve budget provides essential military construction resources to address its highest priorities -- the critical needs of Force Support package units; the worst cases of facility deterioration; modernization of the total facilities inventory; and careful management of Army Reserve-operated installations. The program essence is straightforward: provide essential facilities to improve readiness and quality of life; preserve and enhance the Army's image across America; and conserve and protect the facilities' resources for which the Army Reserve is responsible.

Army Reserve Military Construction (by Facility Categories \$M)

	FY99	FY00	FY01
Operation and Training	95	91	74
Maintenance	0	9	0
Minor Construction	0	3	2
Planning & Design	7	9	6
Rescission	0	-1	0
Total	102	111	82



Military Construction, Army National Guard

The Army National Guard military construction budget continues the goal of providing state-of-the-art, community-based installations and training sites that facilitate communications, operations, training, and equipment sustainment from which to station, sustain, and deploy the force. The program focuses on six investment areas: ranges, training facilities, maintenance support shops, readiness centers, minor construction, and planning and design. These projects are mission-focused and are centered on the quality of life of our soldiers.

Army National Guard Military Construction (by Facility Categories \$M)

	FY99	FY00	FY01
Operation and Training	81	102	30
Maintenance & Production	47	95	23
Administrative	6	0	0
Infrastructure	3	8	0
Minor Construction	5	16	2
Planning & Design	9	16	4
Recission	<u>0</u>	<u>-1</u>	<u>0</u>
Total	151	236	59

Army Family Housing (\$M)

	FY99	FY00	FY01
New/Replace Construction	81	41	92
Improvement	78	35	64
Planning & Design	6	4	7
DoD Family Housing Improvement Fund	<u>-35</u>	<u>-9</u>	<u>0</u>
Subtotal AFH Construction	130	71	162
Operation & Utilities	417	398	378
Maintenance	490	460	398
Leasing	196	222	202
Foreign Currency	0	0	0
Subtotal AFH Operations	<u>1103</u>	<u>1081</u>	<u>978</u>
Total AFH*	1232	1152	1140

*Totals may not add due to rounding

Army Family Housing (AFH)


The Fiscal Year 2001 Army Family Housing budget supports quality of life by providing for the operation and maintenance of military family housing units worldwide. The Fiscal Year 2001 construction program includes limited privatization in the U.S. and construction projects in both the U.S. and overseas locations.

Army Family Housing New Construction

	<u>Units</u>	<u>(\$M)</u>
FY99		
Redstone Arsenal, AL	118	14.0
Schofield Barracks, HI	64	13.1
Fort Bragg, NC	170	18.8
Fort Hood, TX	154	21.6
Fort Lee, VA	80	13.0
Total	<u>586</u>	<u>80.5</u>
FY00		
Camp Humphreys, KR	60	24.0
Fort Lee, VA	97	8.0
Fort Lewis, WA	48	9.0
Total	205	41.0
FY01		
Fort Jackson, SC	1	0.3
Camp Humphreys, SC	60	21.8
Fort Huachuca, AZ	110	16.2
Schofield Barracks, HI	72	15.5
Fort Detrick, MD	48	5.6
Fort Bragg, NC	112	14.6
Fort Bliss, TX	64	10.2
Fort Campbell, KY	56	7.8
Total*	<u>523</u>	<u>92.0</u>

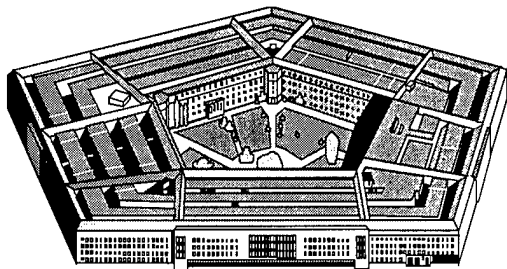

*Totals may not add due to rounding

Base Realignment & Closure (BRAC)



Closing military facilities permits us to invest in the forces and bases we keep to ensure their readiness and effectiveness. Closed installations are returned to the public or private sector where they contribute to the nation in new ways.

Congress enacted Defense Base Realignment and Closure Acts (BRAC) of 1988 (Public Law 100-526) and 1990 (Public Law 101-510), as amended, in order to reduce the number of military installations in the United States.



Closing and realigning Army installations has been a major part of the past decade's reshaping effort. The Army is entering the final third of a 13-year effort that spans four closure rounds. As a result of this effort, the Army in FY97 began saving more than it is spending on BRAC.

Army BRAC Summary

ARMY BASE REALIGNMENT AND CLOSURE					
CONSOLIDATED FINANCIAL SUMMARY (\$000)					
Costs and Savings					
	BRAC 88	BRAC 91	BRAC 93	BRAC 95	TOTAL
Military Construction	577,649	556,227	92,744	489,028	1,715,648
Family Housing Construction	-	-	-	2,575	2,575
Family Housing Operations	541	1,357	-	665	2,563
Environment	546,644	451,195	77,843	929,357	2,005,039
Operations and Maintenance	188,226	285,025	100,659	560,400	1,134,310
Military Personnel	-	-	-	-	-
Other	38,252	74,600	14,698	27,515	155,065
Total One Time Costs	1,351,312	1,368,404	285,944	2,009,540	5,015,200
Revenue (Land Sales)	(67,713)	(22,471)	(798)	(28,751)	(119,733)
Appropriation Request	1,283,599	1,345,933	285,146	1,980,789	4,895,467
Funding from Outside Account	43,023	106,756	26,080	62,098	237,957
Savings	(721,011)	(1,181,201)	(206,892)	(978,891)	(3,087,995)
Net Implementation Costs	605,611	271,488	104,334	1,063,996	2,045,429

The Army is now saving more money than it's spending on BRAC.

- **Closing and realigning bases saves money that otherwise goes to unneeded overhead.**
- **These savings permit the Army to invest in remaining forces and infrastructure.**
- **We are dedicated to helping local communities realize rapid re-use of closed bases.**

OVERSEAS BRAC

HIGHLIGHTS

- Since 1989 the Army has executed an aggressive overseas closure program.
- Announced closure of 703 overseas installations.
- Majority are in Europe.
- European closures equivalent to:
 - 188 million square feet of facilities.
 - Comparable to closing 12 of our largest installations combined!

Overseas Base Closures:

BELGIUM	3
FRANCE	23
GERMANY	585
GREECE	8
ITALY	6
NETHERLANDS	24
UNITED KINGDOM	5
TURKEY	6
KOREA	30
PANAMA	<u>13</u>
TOTAL	703

