

LOAN DOCUMENT

PHOTOGRAPH THIS SHEET

①

DTIC ACCESSION NUMBER

LEVEL

INVENTORY

Photographs of Extended Bioventing Activities
DOCUMENT IDENTIFICATION
24 May 96

DISTRIBUTION STATEMENT A
Approved for Public Release
Distribution Unlimited

DISTRIBUTION STATEMENT

ACCESSION FOR	
NTIS	GRAM
DTIC	TRAC
UNANNOUNCED	
JUSTIFICATION	
BY	
DISTRIBUTION/	
AVAILABILITY CODES	
DISTRIBUTION	AVAILABILITY AND/OR SPECIAL
A-1	

DISTRIBUTION STAMP

DATE ACCESSIONED

DATE RETURNED

20001129 077

DATE RECEIVED IN DTIC

REGISTERED OR CERTIFIED NUMBER

PHOTOGRAPH THIS SHEET AND RETURN TO DTIC-FDAC

H
A
N
D
L
E

W
I
T
H

C
A
R
E

PARSONS ENGINEERING SCIENCE, INC.

1700 Broadway, Suite 900 • Denver, Colorado 80290 • (303) 831-8100 • Fax: (303) 831-8208

May 24, 1996

Mr. Bill Barry
15 CES/CEVR
75 H Street
Hickam AFB, HI 96853-5233

Subject: Photographs of Extended Bioventing Activities

Dear Bill:

Please find enclosed some color copies of photographs of extended bioventing system installation, which Christine had requested before she left Hickam AFB. I hope things are going well for you in this transitional period. If I can be of assistance, please call me at (303) 831-8100.

Sincerely,

PARSONS ENGINEERING SCIENCE, INC.


John Ratz
Project Manager

Enclosures

cc: Capt Ed Marchand, AFCEE/ERT
File 726876.29

DEFENSE TECHNICAL INFORMATION CENTER REQUEST FOR SCIENTIFIC AND TECHNICAL REPORTS

Title AFCEE Collection

1. Report Availability (Please check one box)
 This report is available. Complete sections 2a - 2f.
 This report is not available. Complete section 3.

2a. Number of Copies Forwarded
1 each

2b. Forwarding Date
July/2000

2c. Distribution Statement (Please check ONE box)
DoD Directive 5230.24, "Distribution Statements on Technical Documents," 18 Mar 87, contains seven distribution statements, as described briefly below. Technical documents MUST be assigned a distribution statement.

- DISTRIBUTION STATEMENT A: Approved for public release. Distribution is unlimited.
- DISTRIBUTION STATEMENT B: Distribution authorized to U.S. Government Agencies only.
- DISTRIBUTION STATEMENT C: Distribution authorized to U.S. Government Agencies and their contractors.
- DISTRIBUTION STATEMENT D: Distribution authorized to U.S. Department of Defense (DoD) and U.S DoD contractors only.
- DISTRIBUTION STATEMENT E: Distribution authorized to U.S. Department of Defense (DoD) components only.
- DISTRIBUTION STATEMENT F: Further dissemination only as directed by the controlling DoD office indicated below or by higher authority.
- DISTRIBUTION STATEMENT X: Distribution authorized to U.S. Government agencies and private individuals or enterprises eligible to obtain export-controlled technical data in accordance with DoD Directive 5230.25, Withholding of Unclassified Technical Data from Public Disclosure, 6 Nov 84.

2d. Reason For the Above Distribution Statement (in accordance with DoD Directive 5230.24)

2e. Controlling Office
HQ AFCEE

2f. Date of Distribution Statement Determination
15 Nov 2000

3. This report is NOT forwarded for the following reasons. (Please check appropriate box)

- It was previously forwarded to DTIC on _____ (date) and the AD number is _____
- It will be published at a later date. Enter approximate date if known. _____
- In accordance with the provisions of DoD Directive 3200.12, the requested document is not supplied because:

Print or Type Name
Laura Peña
Telephone
210-536-1431


Signature
Laura Peña
(For DTIC Use Only)
AQ Number M01-02-0288

Photograph Log

Installation of Extended Bioventing Systems Sites ST12-A, ST12-B, and ST10

October and November 1995


- 1 and 2.) Installation of blower system and electrical components at Site ST12-B.
- 3.) Installation of subgrade electrical conduit at Site ST12-B.
- 4.) Bioventing shed and panel for electrical equipment at Site ST12-A.
- 5.) Bioventing shed at Site ST12-A, with open-bottomed disposal basin (contamination source) in the foreground.
- 6 and 7.) Silty clay soil sample collected at VW-1 from 40 feet bgs. Note grey discoloration. 18 October 1995.
- 8.) Highly vesicular saprolite sample collected at Site ST12-B, MPC-90. 21 October 1995.
- 9, 10, 11, and 12.) Highly vesicular saprolite sample collected at Site ST12-B, MPB-90. 24 October 1995.
- 13.) Construction of MPB. 24 October 1995.
- 14, 15, 16, and 17.) Site ST12-B. 24 October 1995.
- 18, 19, and 20.) Silt sample collected from Site ST12-A, MPD. Depth not recorded. 24 October 1995.
- 21.) Drilling at Site ST12-A, MPD.
- 22, 23, and 24.) Soil samples collected from Site ST12-A, VW-2. Note the grey hydrocarbon staining at 90 and 100 feet below grade. 26 October 1995.
- 25 and 26.) Construction of flush-mount wellhead protector at Site ST12-B, VW-1.
- 27, 28, 29, and 30.) *In situ* respiration test setup at Site ST12-B. 4 November 1995.
- 31 and 32.) Site ST12-B.
- 33.) Blower at Site ST12-B.
- 34.) Constructing new flush-mount protector over MW-6, Site ST12-A.
- 35 and 36.) Site ST12-A.
- 37.) Electrical components installed at Site ST12-A.
- 38, 39, 40, 41, 42.) Site ST12-A.
- 43 and 44.) Site ST12-B.




1




2



3



4




5



6




7




8




9



10




11



12



13



14




15



16




17



18




19



20




21




22

23



24







25




26



27




28



29




30



31



32



33




34




35




36



37




38




39



40




41



42

43



44

