

LOAN DOCUMENT

PHOTOGRAPH THIS SHEET

0

INVENTORY

DTIC ACCESSION NUMBER

LEVEL

Completion of One Year Bioventing
DOCUMENT IDENTIFICATION
9 Dec 94

DISTRIBUTION STATEMENT A
Approved for Public Release
Distribution Unlimited

DISTRIBUTION STATEMENT

ACCESSION FOR	
NTIS	GRAM
DTIC	TRAC
UNANNOUNCED	
JUSTIFICATION	
BY	
DISTRIBUTION/	
AVAILABILITY CODES	
DISTRIBUTION	AVAILABILITY AND/OR SPECIAL
A-1	

DISTRIBUTION STAMP

DATE ACCESSIONED

DATE RETURNED

20001208 114

DATE RECEIVED IN DTIC

REGISTERED OR CERTIFIED NUMBER

PHOTOGRAPH THIS SHEET AND RETURN TO DTIC-FDAC

H
A
N
D
L
E

W
I
T
H

C
A
R
E



DEPARTMENT OF THE AIR FORCE
HEADQUARTERS AIR FORCE CENTER FOR ENVIRONMENTAL EXCELLENCE
BROOKS AIR FORCE BASE TEXAS

9 Dec 94

MEMORANDUM FOR AFBCA/OL 3A
ATTN: Mr. Brady Baker
324 US Oval
Plattsburgh AFB, NY 12903-3316

FROM: HQ AFCEE/ERT
8001 Arnold Drive
Brooks AFB TX 78235-5357

SUBJECT: Completion of One Year Bioventing Test, Fire Training Pit 3

The Air Force Center for Environmental Excellence (AFCEE) one-year bioventing test and evaluation project at Fire Training Pit 3 has been completed. Figure 1 provides general site information and Table 1 provides a summary of initial, six-month, and one-year fuel respiration and degradation rates measured at several monitoring points. Biodegradation rates have gradually decreased over the one-year pilot tests. These decreases are best explained by the reduction of contaminant levels as the bioventing continued. Table 2 provides a summary of initial and final soil and soil gas analytical results for total recoverable petroleum hydrocarbons (TRPH) and benzene, toluene, ethyl benzene, and xylenes (BTEX). Based on results from your sites and 108 other sites currently under operation, bioventing is cost-effectively remediating fuel contamination in a reasonable time frame. We recommend its application throughout the Fire Training area, and at other sites on your installation using the criteria in the AFCEE Test Plan and Technical Protocol for a Field Treatability Test for Bioventing, May 1992, including Addendum One, February 1994.

The objective of the one-year sampling effort was not to collect the large number of samples required for statistical significance. It was conducted to show relative reductions in TRPH and BTEX concentrations. Soil gas samples are somewhat similar to composite samples in that they are collected over a wider area. Thus, they provide a good indication of changes in soil gas profiles and volatile contaminant concentrations (see Addendum One to Test Plan and Technical Protocol for a Field Treatability Test for Bioventing - Using Soil Gas Surveys to Determine Bioventing Feasibility and Natural Attenuation Potential, February 1994). Soil samples, on the other hand, are discrete point samples subject to large variabilities over small distances/soil types. Given this variability, coupled with known sampling and analytical variabilities, a large number of samples would have to be collected to conclusively determine "real" changes in soil



Printed on Recycled Paper

AQM01-03-0415

DEFENSE TECHNICAL INFORMATION CENTER REQUEST FOR SCIENTIFIC AND TECHNICAL REPORTS

Title AFCEE Collection

1. Report Availability (Please check one box)

- This report is available. Complete sections 2a - 2f.
- This report is not available. Complete section 3.

2a. Number of Copies Forwarded

1 each

2b. Forwarding Date

July/2000

2c. Distribution Statement (Please check ONE box)

DoD Directive 5230.24, "Distribution Statements on Technical Documents," 18 Mar 87, contains seven distribution statements, as described briefly below. Technical documents MUST be assigned a distribution statement.

- DISTRIBUTION STATEMENT A: Approved for public release. Distribution is unlimited.
- DISTRIBUTION STATEMENT B: Distribution authorized to U.S. Government Agencies only.
- DISTRIBUTION STATEMENT C: Distribution authorized to U.S. Government Agencies and their contractors.
- DISTRIBUTION STATEMENT D: Distribution authorized to U.S. Department of Defense (DoD) and U.S. DoD contractors only.
- DISTRIBUTION STATEMENT E: Distribution authorized to U.S. Department of Defense (DoD) components only.
- DISTRIBUTION STATEMENT F: Further dissemination only as directed by the controlling DoD office indicated below or by higher authority.
- DISTRIBUTION STATEMENT X: Distribution authorized to U.S. Government agencies and private individuals or enterprises eligible to obtain export-controlled technical data in accordance with DoD Directive 5230.25, Withholding of Unclassified Technical Data from Public Disclosure, 6 Nov 84.

2d. Reason For the Above Distribution Statement (in accordance with DoD Directive 5230.24)

2e. Controlling Office

HQ AFCEE

2f. Date of Distribution Statement Determination

15 Nov 2000

3. This report is NOT forwarded for the following reasons. (Please check appropriate box)

- It was previously forwarded to DTIC on _____ (date) and the AD number is _____
- It will be published at a later date. Enter approximate date if known. _____
- In accordance with the provisions of DoD Directive 3200.12, the requested document is not supplied because:

Print or Type Name

Laura Peña

Telephone

210-536-1431

Signature

Laura Peña

(For DTIC Use Only)

AQ Number M01-03-0415

contamination. Because of the limited number of samples, these results should not be viewed as conclusive indicators of bioventing progress or evidence of the success or failure of this technology. In situ respiration tests are considered to be better indicators of hydrocarbon remediation than limited soil sampling.

The soil analytical results for Fire Training Pit 3 are not conclusive. The soil analysis for VW-17 shows an increase from 9.0 mg/kg TRPH to 1,040 mg/kg TRPH, while the analysis for MPA-2 shows a decrease from 19,000 to 9,440 mg/kg TRPH. Additionally, in May 94, the US EPA Robert S. Kerr Environmental Research Laboratory obtained and analyzed soil samples from the Fire Training Pit 3 area. These soil samples were taken from depths of 10.1 to 12.5 feet, and from 31.5 to 36.5 feet (Atch 2, samples 84BA 1-20). BTEX and TCE levels were either nondetect or below quantitative limits. However, soil analytical results from soil samples taken at adjacent fire training pits indicate significant BTEX and TRPH levels where bioventing systems have not been placed into operation.

Soil gas analytical results indicate that a reduction in BTEX has taken place in the soils within the treatment radius of the pilot vent well. The soil gas analytical measurements indicate that fuel biodegradation is progressing at a significant rate. AFCEE recommends that the bioventing pilot system continue to operate while planning for an expansion of the system for full-scale remediation. System expansion to a full-scale bioventing system can be contracted through AFCEE. Please contact Jerry Hansen, AFCEE/ERT, DSN 240-4353, COM 210-536-4353, to discuss technical and contractual options for full-scale expansion.

Data from your base and many others indicate that BTEX compounds are preferentially biodegraded over TRPH. Since BTEX compounds represent the most toxic and mobile fuel constituents, a BTEX standard is a risk-based standard. Attachment 4 summarizes the BTEX/TRPH issue and a report entitled "Use of Risk-based Standards for Cleanup of Petroleum Contaminated Soil," June 94, which was recently sent under separate cover ("tool box") will assist you in negotiating for a BTEX cleanup standard.

In general, quantitative destruction of BTEX will occur over a one- to two-year bioventing period. Soil gas surveys and respiration tests can be used as BTEX destruction indicators. If a non-risk-based/TRPH cleanup is chosen, the pilot and full-scale systems should be operated until respiration rates approach background rates. We recommend that confirmatory soil sampling be conducted four to six months after background respiration rates are approached.

Because this is a streamlined test and evaluation project, our contract does not provide for additional reports to the base on pilot study results. The interim results report contains as-builts and initial data. This letter summarizes all data collected and provides next step recommendations. AFCEE will continue operating the Fire Training Pit 3 bioventing system (and the systems at Pits 1, 2, and 4, when turned on) until Oct 95. We are initiating a contract to extend monitoring at some sites beyond the initial

one-year test. Monitoring will include soil gas and respiration tests to document hydrocarbon degradation and will also include the collection of sufficient final soil samples to statistically demonstrate site cleanup. If you are interested, please call us.

On behalf of the AFCEE/ERT staff, I would like to thank you for your support of these bioventing test and evaluation projects. The information gained from each site will be invaluable in evaluating this technology and will promote its successful application on other DOD, government, and private sites. I have attached a customer satisfaction survey. Please take a few minutes to fill it out and tell us how we did. We look forward to hearing from you.

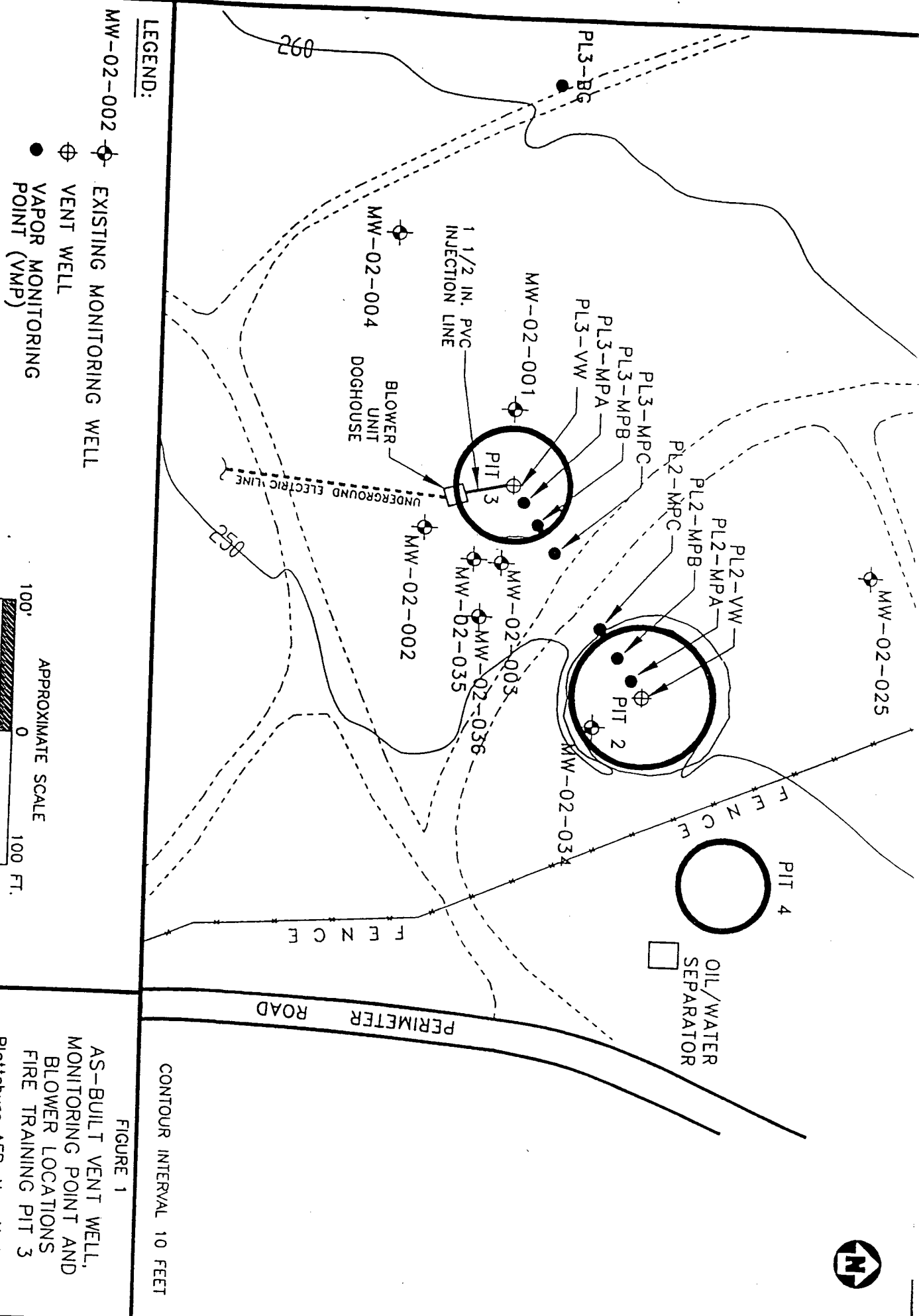


ROSS N. MILLER, Lt Col, USAF, BSC
Chief, Technology Transfer Division

Attachments:

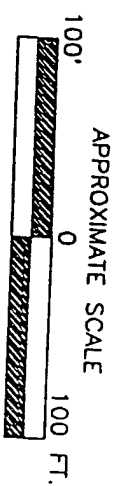
1. Fire Training Pit 3 Data
2. US EPA R. S. Kerr Lab Data
3. Addendum
4. "Using Risk-based Standards will Shorten Cleanup Time at Petroleum Contaminated Sites"
5. Survey

cc: AFCEE/ERB (Bruce King)
ACC/CEVR
AFBCA/EV



LEGEND:

- ⊕ EXISTING MONITORING WELL
- ⊕ VENT WELL
- VAPOR MONITORING POINT (VMP)



CONTOUR INTERVAL 10 FEET

FIGURE 1

AS-BUILT VENT WELL,
MONITORING POINT AND
BLOWER LOCATIONS
FIRE TRAINING PIT 3

Plattsburg AFB, New York

ENGINEERING-SCIENCE, INC.
Sycouse, New York



**TABLE 1
FIRE TRAINING PIT 3
RESPIRATION AND DEGRADATION RATES
PLATTSBURGH AFB, NY**

Location - Depth	Initial (July 1992)		6 - Month (June 1993) ^{b/}		1 - Year (March 1994) ^{c/}	
	K _o (% O ₂ /min)	Degradation Rate (mg/kg/year) ^{a/}	Soil Temperature (°C)	K _o (% O ₂ /min)	Degradation Rate (mg/kg/year)	Soil Temperature (°C)
PL3-MPA-9	0.014	4300 ^{d/}	15.0	0.0028	690 ^{d/}	14.3
PL3-MPA-29	NS ^{e/}	NS	7.8	NS	NS	7.6
PL3-MPB-29	NS	NS	NS	NS	NS	NS
				0.0022	390 ^{d/}	7.9
				0.00092	270	14.0
						NS

^{a/} Milligrams of hydrocarbons per kilogram of soil per year.

^{b/} Assumes moisture content of the soil is average of initial and final moistures.

^{c/} 1 - Year respiration test was performed approximately 30 days after blower system was shut off.

^{d/} Assumes average moisture content of soil samples from VW-17 and MPA-2.

^{e/} NS = Not Sampled.

TABLE 4
FIRE TRAINING PIT 3
INITIAL AND 1-YEAR SOIL AND SOIL GAS ANALYTICAL RESULTS
PLATTSBURGH AFB, NY

Analyte (Units)	Sample Location-Depth (feet below ground surface)					
	MPA-9		MPB-29		MPA-25	
	Initial	1-Year	Initial	1-Year	Initial	1-Year
Soil Gas Hydrocarbons						
TVH (ppmv)	8,400	16	35	3.8		
Benzene (ppmv)	6.9	<0.002	0.02	<0.002		
Toluene (ppmv)	21	0.030	0.10	<0.002		
Ethylbenzene (ppmv)	3.2	0.008	0.03	<0.002		
Xylenes (ppmv)	27	0.024	0.33	<0.002		
Soil Hydrocarbons						
			VW-17	MPA-2		MPA-25
	Initial	1-Year	Initial	1-Year	Initial	1-Year
TRPH (mg/kg)	9.0	1040	19000	9440	NS	1380
Benzene (mg/kg)	<0.0006	<0.14	<0.0006	<0.28	NS	<0.13
Toluene (mg/kg)	0.024	<0.14	0.043	<0.28	NS	<0.13
Ethylbenzene (mg/kg)	0.001	<0.14	0.014	1.8	NS	<0.13
Xylenes (mg/kg)	0.047	<0.19	0.088	2.9	NS	0.24
Moisture (%)	3.4	10.5	6.1	10.4	NS	5.1

^a TVH = total volatile hydrocarbons; ppmv = parts per million, volume per volume;
TRPH = total recoverable petroleum hydrocarbons; mg/kg = milligrams per kilogram.
^b Initial soil gas samples collected on 7/15/92.
^c 1-Year soil gas samples collected on 3/1/94.
^d Initial soil samples collected on 7/7/92.
^e 1-Year soil samples collected on 3/24/94.
^f NS = Not Sampled.

Ref: 94-DK13/vg
July 10, 1994

Dr. Don Kampbell
R.S. Kerr Environmental Research Lab
U.S. Environmental Protection Agency
P.O. Box 1198
Ada, OK 74820

THRU: S.A. Vandegrift ^{DF} for SAV

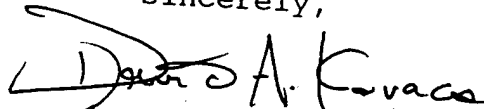
Dear Don:

This report contains the results of my GC/MSD analysis of Plattsburg AFB core extracts for quantitation of benzene, toluene, ethylbenzene (EB), p-Xylene, m-Xylene, o-Xylene, 1,3,5-trimethylbenzene (1,3,5-TMB), 1,2,4-trimethylbenzene (1,2,4-TMB) and 1,2,3-trimethylbenzene (1,2,3-TMB) and trichloroethene (TCE) as per Service Request #SF-0-64.

The analytical method was a modification of RSKSOP-124. Alkylbenzene compounds were chromatogrammed as follows: cool on-column injection (0.5 μ l) was used with electronic pressure control (EPC) set for a constant flow of 0.9ml/min. A 30m X 0.25mm Restek Stabilwax (Crossbonded Carbowax-PEG, 0.5 μ m film) capillary GC column with 9" X 0.53mm ID uncoated capillary precolumn was used. For TCE a 30m X 0.25mm J&W DB5MS with 0.5 μ m film was used. Quantitation was based on calibration curves of a single target ion for each compound with the addition of up to three qualifier ions recorded to verify chromatographic separation or purity. The ions chosen were those listed in EPA method 524.2 Revision 3.0. Standards calibration ranged from 0.01 to 400 μ g/ml. Complete reports detailing the acquisition methods and calibration curves have been recorded. GC/MSD data acquisition was June 28-July 1, 1994 for alkylbenzenes and July 8-9, 1994 for TCE.

If I can be of further assistance, please feel free to contact me.

Sincerely,



David A. Kovacs

xc: R.L. Cosby
J.L. Seeley *js*
G. Smith

<u>SAMPLE</u>	<u>Benzene</u>	<u>Toluene</u>	<u>EB</u>	<u>p-Xylene</u>	<u>m-Xylene</u>
36PTR3NS	ND	BLQ	BLQ	BLQ	1.17E-02
66PTR1SS	3.23E-02	5.48E-01	1.52E+00	7.38E+00	1.69E+01
67PTR1SS	ND	BLQ	BLQ	BLQ	BLQ
68PTR1SS	4.75E+00	8.47E+01	1.20E+02	1.14E+02	4.33E+02
70PTR33S	ND	BLQ	BLQ	BLQ	BLQ
71PTR3SS	BLQ	2.64E+00	7.06E+00	1.17E+01	3.44E+01
72PTR3SS	8.47E-03	1.15E+01	1.13E+01	1.65E+01	4.37E+01
74PTR2NS	ND	BLQ	BLQ	BLQ	BLQ
75PTR2NS	ND	BLQ	BLQ	BLQ	BLQ
76PTR2NS	BLQ	5.23E+00	1.11E+01	1.12E+01	2.60E+01
84AB-13	BLQ	BLQ	BLQ	BLQ	BLQ
84BA-1	BLQ	BLQ	BLQ	BLQ	BLQ
84BA-2	ND	BLQ	BLQ	BLQ	BLQ
84BA-3	ND	BLQ	BLQ	BLQ	BLQ
84BA-4	ND	BLQ	BLQ	BLQ	BLQ
84BA-5	ND	BLQ	BLQ	BLQ	BLQ
84BA-6	BLQ	BLQ	BLQ	BLQ	BLQ
84BA-7	BLQ	BLQ	BLQ	BLQ	BLQ
84BA-8	BLQ	BLQ	BLQ	BLQ	BLQ
84BA-9	BLQ	BLQ	BLQ	BLQ	BLQ
84BA-10	BLQ	BLQ	BLQ	BLQ	BLQ
84BA-11	ND	BLQ	BLQ	BLQ	BLQ
84BA-12	BLQ	BLQ	BLQ	BLQ	BLQ
84BA-14	ND	BLQ	BLQ	BLQ	BLQ
84BA-15	BLQ	BLQ	BLQ	BLQ	BLQ
84BA-16	ND	BLQ	BLQ	BLQ	BLQ
84BA-17	ND	BLQ	BLQ	BLQ	BLQ
84BA-18	ND	BLQ	BLQ	BLQ	BLQ
84BA-19	ND	BLQ	BLQ	BLQ	BLQ
84BA-20	BLQ	BLQ	BLQ	BLQ	BLQ
84CA-1	1.62E-02	6.43E+01	7.02E+01	6.27E+01	2.28E+02
84S-1	ND	BLQ	BLQ	BLQ	BLQ
84S-2	BLQ	8.26E-03	1.15E-02	1.87E-02	5.14E-02
84S-3	BLQ	BLQ	BLQ	BLQ	8.64E-03
84S-4	BLQ	BLQ	BLQ	BLQ	BLQ
84S-5	2.56E-02	1.93E-01	1.00E-01	1.70E-01	4.58E-01
84S-8	2.84E+00	5.37E+01	4.00E+01	4.17E+01	1.24E+02
84S-10	1.16E+00	2.66E+01	1.95E+01	2.17E+01	6.56E+01
84S-12	1.32E+00	2.57E+01	1.88E+01	2.05E+01	6.20E+01
84S-14	4.75E-02	2.10E+00	2.10E+00	2.37E+00	7.43E+00
84S-16	9.95E+00	1.08E+02	7.90E+01	6.71E+01	3.57E+02
84S-18(1)	4.25E+00	5.93E+01	4.16E+01	4.27E+01	2.04E+02
84S-18(2)	2.26E+00	2.98E+01	2.84E+01	2.81E+01	8.54E+01
84S-20(1)	2.04E+00	2.16E+01	1.54E+01	1.48E+01	4.45E+01
84S-20(2)	3.47E+00	3.73E+01	2.63E+01	2.50E+01	7.33E+01
84S-22	4.81E-01	1.29E+00	3.49E-01	3.27E-01	1.06E+00

<u>SAMPLE</u>	<u>o-Xylene</u>	<u>1,3,5-TMB</u>	<u>1,2,4-TMB</u>	<u>1,2,3-TMB</u>	<u>TCE</u>
36PTR3NS	BLQ	BLQ	8.49E-03	BLQ	1.30E-01
66PTR1SS	9.23E+00	7.10E+00	1.59E+01	7.28E+00	9.79E-03
67PTR1SS	BLQ	BLQ	BLQ	BLQ	BLQ
68PTR1SS	9.00E+01	4.82E+01	1.06E+02	4.00E+01	7.05E-01
70PTR33S	BLQ	BLQ	BLQ	BLQ	BLQ
71PTR3SS	1.82E+01	1.75E+01	3.39E+01	1.31E+01	BLQ
72PTR3SS	1.53E+01	1.16E+01	2.49E+01	8.12E+00	3.34E-02
74PTR2NS	BLQ	ND	BLQ	ND	1.98E-02
75PTR2NS	BLQ	BLQ	BLQ	BLQ	7.66E-02
76PTR2NS	8.04E+00	7.88E+00	1.88E+01	7.97E+00	3.32E+01
84AB-13	BLQ	BLQ	BLQ	BLQ	BLQ
84BA-1	BLQ	BLQ	BLQ	BLQ	BLQ
84BA-2	BLQ	BLQ	BLQ	BLQ	BLQ
84BA-3	BLQ	BLQ	BLQ	BLQ	BLQ
84BA-4	BLQ	BLQ	BLQ	BLQ	BLQ
84BA-5	BLQ	BLQ	BLQ	BLQ	BLQ
84BA-6	BLQ	BLQ	BLQ	BLQ	BLQ
84BA-7	BLQ	BLQ	BLQ	BLQ	BLQ
84BA-8	BLQ	BLQ	BLQ	BLQ	BLQ
84BA-9	BLQ	BLQ	BLQ	BLQ	BLQ
84BA-10	BLQ	ND	BLQ	ND	BLQ
84BA-11	BLQ	BLQ	BLQ	ND	BLQ
84BA-12	BLQ	BLQ	ND	BLQ	BLQ
84BA-14	BLQ	BLQ	BLQ	ND	BLQ
84BA-15	BLQ	BLQ	ND	ND	BLQ
84BA-16	BLQ	ND	ND	ND	BLQ
84BA-17	BLQ	ND	BLQ	ND	BLQ
84BA-18	BLQ	ND	ND	ND	BLQ
84BA-19	BLQ	BLQ	BLQ	BLQ	BLQ
84BA-20	BLQ	BLQ	BLQ	ND	BLQ
84CA-1	4.61E+01	2.26E+01	4.23E+01	1.95E+01	1.44E+02
84S-1	BLQ	BLQ	BLQ	BLQ	BLQ
84S-2	2.26E-02	2.71E-02	6.71E-02	2.36E-02	BLQ
84S-3	BLQ	BLQ	8.33E-03	BLQ	7.56E-03
84S-4	BLQ	BLQ	BLQ	BLQ	BLQ
84S-5	2.58E-01	2.45E-01	7.96E-01	2.85E-01	7.78E-03
84S-8	3.75E+01	2.53E+01	5.37E+01	2.44E+01	1.91E+01
84S-10	2.04E+01	1.42E+01	3.10E+01	1.34E+01	8.03E+00
84S-12	1.97E+01	1.36E+01	3.09E+01	1.27E+01	7.78E+00
84S-14	2.67E+00	2.07E+00	5.39E+00	2.02E+00	4.08E-01
84S-16	7.31E+01	3.98E+01	1.02E+02	4.24E+01	8.38E+01
84S-18(1)	4.08E+01	2.28E+01	5.88E+01	2.60E-01	2.91E+01
84S-18(2)	2.46E+01	1.67E+01	3.55E+01	1.57E+01	2.07E+01
84S-20(1)	1.40E+01	7.72E+00	1.67E+01	6.62E+00	1.54E+01
84S-20(2)	2.32E+01	1.22E+01	2.68E+01	1.04E+01	3.02E+01
84S-22	3.78E-01	1.08E-01	2.43E-01	1.16E-01	1.25E+00

<u>SAMPLE</u>	<u>Benzene</u>	<u>Toluene</u>	<u>EB</u>	<u>p-Xylene</u>	<u>m-Xylene</u>
84S-24	7.05E+00	6.74E+01	5.30E+01	5.33E+01	2.29E+02
84S-26 (1)	3.10E-02	1.71E+00	2.45E-01	2.29E-01	7.25E-01
84S-26 (2)	4.31E-02	2.05E+00	4.16E-01	3.85E-01	1.19E+00
84S-28	4.73E+00	1.26E+02	7.53E+01	7.12E+01	2.27E+02
84SW	BLQ	BLQ	7.87E-03	7.43E-03	1.39E-02
B8133384	BLQ	BLQ	7.38E+00	8.90E+00	2.45E+01

Quality Control Summary

MeCl2	ND	BLQ	ND	ND	BLQ
Method Blank (1)	ND	BLQ	BLQ	BLQ	BLQ
Method Blank (2)	BLQ	BLQ	BLQ	BLQ	BLQ
0.1 µg/ml	1.01E-01	1.02E-01	9.97E-02	1.01E-01	9.94E-02
0.1 µg/ml	1.00E-01	9.99E-02	1.01E-01	1.00E-01	1.00E-01
0.1 µg/ml	9.20E-02	9.57E-02	9.56E-02	9.06E-02	9.16E-02
1 µg/ml	1.02E+00	1.02E+00	1.02E+00	1.02E+00	1.02E+00
1 µg/ml	1.01E+00	1.05E+00	1.00E+00	9.79E-01	9.94E-01
1 µg/ml	9.71E-01	9.66E-01	9.94E-01	1.01E+00	1.02E+00
1 µg/ml	1.02E+00	1.04E+00	1.03E+00	1.01E+00	1.01E+00
10 µg/ml	1.09E+01	1.06E+01	1.05E+01	1.02E+01	1.03E+01
10 µg/ml	1.08E+01	1.06E+01	1.03E+01	1.01E+01	1.02E+01
10 µg/ml	1.12E+01	1.10E+01	1.05E+01	1.01E+01	1.04E+01
10 µg/ml QC	9.12E+00	9.80E+00	9.53E+00	9.76E+00	9.99E+00
10 µg/ml QC	1.04E+01	1.02E+01	9.58E+00	9.82E+00	9.75E+00
10 µg/ml QC	1.02E+01	1.01E+01	9.64E+00	9.70E+00	9.65E+00
100 µg/ml	9.44E+01	9.83E+01	9.80E+01	9.78E+01	9.60E+01
100 µg/ml	1.04E+02	1.03E+02	1.02E+02	1.02E+02	9.97E+01
100 µg/ml	1.05E+02	1.02E+02	1.00E+02	1.01E+02	1.01E+02
100 µg/ml	9.98E+01	9.99E+01	9.99E+01	1.00E+02	9.99E+01

<u>SAMPLE</u>	<u>o-xylene</u>	<u>1,3,5-TMB</u>	<u>1,2,4-TMB</u>	<u>1,2,3-TMB</u>	<u>TCE</u>
84S-24	4.66E+01	2.80E+01	6.60E+01	2.58E+01	6.04E+01
84S-26 (1)	2.65E-01	4.98E-02	1.41E-01	6.39E-02	1.17E-01
84S-26 (2)	4.58E-01	1.18E-01	2.88E-01	1.24E-01	2.51E-01
84S-28	7.38E+01	3.81E+01	9.09E+01	3.28E+01	7.01E+01
84SW	5.86E-03	BLQ	5.42E-03	BLQ	BLQ
B8133384	4.04E-02	8.47E+00	1.99E+01	7.74E+00	BLQ

Quality Control Summary

MeCl2	ND	ND	BLQ	ND	ND
Method Blank (1)	BLQ	BLQ	BLQ	ND	BLQ
Method Blank (2)	BLQ	ND	BLQ	ND	BLQ
0.1 µg/ml	9.99E-02	1.04E-01	1.06E-01	1.03E-01	9.77E-02
0.1 µg/ml	1.00E-01	1.00E-01	1.00E-01	1.00E-01	9.89E-02
0.1 µg/ml	9.65E-02	1.00E-01	9.89E-02	1.04E-01	1.05E-01
1 µg/ml	1.02E+00	1.03E+00	1.05E+00	1.03E+00	1.02E+00
1 µg/ml	1.05E+00	9.79E-01	1.05E+00	1.03E+00	1.03E+00
1 µg/ml	9.71E-01	9.47E-01	9.48E-01	9.37E-01	1.01E+00
1 µg/ml	1.06E+00	1.07E+00	1.08E+00	1.08E+00	1.08E+00
10 µg/ml	1.06E+01	1.04E+01	1.05E+01	1.06E+01	1.03E+01
10 µg/ml	1.07E+01	1.08E+01	1.07E+01	1.07E+01	1.04E+01
10 µg/ml	1.14E+01	1.22E+01	1.21E+01	1.21E+01	1.08E+01
10, 5 (TCE) QC	9.41E+00	9.71E+00	9.58E+00	9.61E+00	4.61E+00
10 µg/ml QC	1.01E+01	1.08E+01	1.07E+01	1.05E+01	N/A
10, 5 (TCE) QC	1.03E+01	1.08E+01	1.06E+01	1.04E+01	4.95E+00
100 µg/ml	9.83E+01	9.57E+01	9.66E+01	9.61E+01	N/A
100 µg/ml	1.03E+02	1.02E+02	1.03E+02	1.02E+02	1.11E+02
100 µg/ml	1.00E+02	1.01E+02	1.00E+02	1.01E+02	1.06E+02
100 µg/ml	9.98E+01	9.97E+01	9.97E+01	9.97E+01	1.10E+02

Kampbell

TPH

Plattsburgh AFB May 20, 1994

sample	sample wt	tare	tare+wet	tare+dry	absorb	f
70PTR3SS	10.1	30.44	42.45	41.8	0.05	1
71PTR3SS	9.7	50.55	68.25	67.24	0.91	1
72PTR3SS	10.6	29.31	40.02	38.58	0.77	3
84BA-5	9.2	50.83	69.21	67.61	0.01	1
84BA-20	10.6	29.46	42.6	40.78	0.01	1
66PTR1SS	10.3	31.15	41.81	41.35	0.73	3
68PTR1SS	9.6	26.17	38.25	36.19	0.66	9
84S-1	9.6	31.15	47.83	46.88	0.08	1
84S-8	10	51.56	69.07	67.18	0.83	3
84S-10	9.7	50.16	67.2	66.65	0.37	3
84S-12	10.1	51.32	71.34	70.97	0.46	3
84S-14	9.8	50.83	69.06	68.79	0.01	1
84S-16	10	55.48	74.4	72.06	1.4	3
84S-18	10.5	29.88	50.7	48.35	0.57	9
84S-20	10.5	51.6	70.06	66.62	0.87	1
84S-24	9.6	29.14	44.02	41.86	0.46	9
84S-28	9.6	31.48	50.41	47.1	0.9	1

SAMPLE	DRY WT	MG/ML	MG/KG	Report following
70PTR3SS	9.55	0.10	151	as <70 mg/kg:
71PTR3SS	9.15	2.06	3383 3,380	67PTR1SS
72PTR3SS	9.17	1.64	8025 8,020	74PTR2NS
84BA-5	8.40	0.04	76 <70	75PTR2NS
84BA-20	9.13	0.04	70 <70	84S-2,3,4,5,14,22,26
66PTR1SS	9.86	1.52	6948 6,950	84BA- 1 through 20
68PTR1SS	7.96	1.33	22547 22,500	
84S-1	9.05	0.14	229	
84S-8	8.92	1.81	9150	
84S-10	9.39	0.65	3094 3,090	
84S-12	9.91	0.84	3807 3,810	
84S-14	9.65	0.04	66 <70	
84S-16	8.76	3.88	19936 19,900	
84S-18	9.31	1.10	45920 15,900	
84S-20	8.54	1.94	3400	
84S-24	8.21	0.84	13798 13,800	
84S-28	7.92	2.03	3846 3,850	

84 BA - Water Table at 33.6' below grade
Drilled 10.0' - cored 2.5'; recovered 2.6'

84 BA-1	12.1 - 12.5	oxidized coarse sand
84 BA-2	11.7 - 12.1	same
84 BA-3	11.3 - 11.7	fine silty sand
84 BA-4	10.9 - 11.3	oxidized material
84 BA-5	10.5 - 10.9	
84 BA-6	10.1 - 10.5	
discard 0.3		

Drilled to 31.5'; cored to 34.0'; recovered 2.5'

84 BA-7	33.6 - 34.0	
84 BA-8	33.2 - 33.6	
84 BA-9	32.8 - 33.2	
84 BA-10	32.4 - 32.8	
84 BA-11	32.0 - 32.4	
84 BA-12	31.6 - 32.0	
84 BA-13	31.5 - 31.6	(NO SUB-SAMPLE - TOO LITTLE)

Drilled to 34.0'; cored to 36.5'; recovered 2.5'

84 BA-14	36.1 - 36.5	
84 BA-15	35.7 - 36.1	
84 BA-16	35.3 - 35.7	
84 BA-17	34.9 - 35.3	
84 BA-18	34.5 - 34.9	
84 BA-19	34.1 - 34.5	
84 BA-20	34.0 - 34.1	(NO SUB-SAMPLE - TOO LITTLE)

Continued on Page

Read and Understood By

Signed

Date

Signed

Date