

LOAN DOCUMENT

PHOTOGRAPH THIS SHEET

INVENTORY

0

DTIC ACCESSION NUMBER

LEVEL

Completion of One Year Bioventing
DOCUMENT IDENTIFICATION
6 Mar 95

DISTRIBUTION STATEMENT A
Approved for Public Release
Distribution Unlimited

DISTRIBUTION STATEMENT

ACTIVITY CODE	
NTIS	GRAM
DTIC	TRAC
UNANNOUNCED	
JUSTIFICATION	
BY	
DISTRIBUTION/	
AVAILABILITY CODES	
DISTRIBUTION	AVAILABILITY AND/OR SPECIAL
A-1	

DISTRIBUTION STAMP

DATE ACCESSIONED

DATE RETURNED

20001214 090

DATE RECEIVED IN DTIC

REGISTERED OR CERTIFIED NUMBER

H
A
N
D
L
E

W
I
T
H

C
A
R
E

PHOTOGRAPH THIS SHEET AND RETURN TO DTIC-FDAC



DEPARTMENT OF THE AIR FORCE
HEADQUARTERS AIR FORCE CENTER FOR ENVIRONMENTAL EXCELLENCE
BROOKS AIR FORCE BASE TEXAS

6 Mar 95

MEMORANDUM FOR 439 SPTG/CEV
ATTN: Mr. Jack Moriarty
250 Patriot Ave., Suite 1
Westover Air Reserve Base, MA 01022-1670

FROM: HQ AFCEE/ERT
8001 Arnold Drive
Brooks AFB TX 78235-5357

SUBJECT: Completion of One Year Bioventing Test, Building 7705

The Air Force Center for Environmental Excellence (AFCEE) one-year bioventing test and evaluation project at Building 7705 has been completed. Figure 1 provides general site information and Table 1 provides a summary of initial, six-month, and one-year fuel respiration and degradation rates measured at several monitoring points. Overall, biodegradation rates have decreased over the one-year pilot test. These decreases are best explained by the reduction of contaminant levels as the bioventing continued. Table 2 provides a summary of initial and final soil and soil gas analytical results for total recoverable petroleum hydrocarbons (TRPH) and benzene, toluene, ethyl benzene, and xylenes (BTEX). Based on results from your site and 124 other sites currently under operation, bioventing is cost-effectively remediating fuel contamination in a reasonable time frame. We recommend its application at other sites on your installation using the criteria in the AFCEE Test Plan and Technical Protocol for a Field Treatability Test for Bioventing, May 1992, including Addendum One, February 1994. These are found in the "Tool Box" recently sent to your base.

The objective of the one-year sampling effort was not to collect the large number of samples required for statistical significance. It was conducted to show relative reductions in TRPH and BTEX concentrations. Soil gas samples are somewhat similar to composite samples in that they are collected over a wider area. Thus, they provide a good indication of changes in soil gas profiles and volatile contaminant concentrations (see Addendum One to Test Plan and Technical Protocol for a Field Treatability Test for Bioventing - Using Soil Gas Surveys to Determine Bioventing Feasibility and Natural Attenuation Potential, February 1994). Soil samples, on the other hand, are discrete point samples subject to large variabilities over small distances/soil types. Given this variability, coupled with known sampling and analytical variabilities, a large number of samples would have to be collected to conclusively determine "real" changes in soil contamination. Because of the limited number of samples, these results should not be viewed as conclusive indicators of bioventing progress or evidence of the success or failure of this technology. In situ respiration tests are considered to be better indicators of hydrocarbon remediation than limited soil sampling.



The soil analytical results for Building 7705 are not conclusive. Both the initial and one-year soil analysis for this site indicate low contamination levels. Overall, this site does not appear to be very contaminated. The respiration tests indicate some degradation is occurring. No oxygen utilization was observed during the six-month respiration test. This is most likely the result of natural oxygenation of the site. With the low levels of contamination and colder soil temperatures, it is possible that natural oxygen replenishment was faster than oxygen utilization. We recommend that the system continue to operate until respiration tests indicate background respiration rates for clean soils. Additional respiration testing and site close-out testing for the bioventing system can be contracted through AFCEE. Please contact Jerry Hansen, AFCEE/ERT, DSN 240-4353, COM 210-536-4353, to discuss technical and contractual options for full-scale expansion.

Data from your base and many others indicate that BTEX compounds are preferentially biodegraded over TRPH. Since BTEX compounds represent the most toxic and mobile fuel constituents, a BTEX standard is a risk-based standard. We strongly encourage its use over an arbitrary TPH standard. Within the AFCEE Risk-based Petroleum Hydrocarbon "Tool Box," the report entitled "Use of Risk-based Standards for Cleanup of Petroleum Contaminated Soil," summarizes the BTEX/TPH issue and will assist you in negotiating for a BTEX cleanup standard.

In general, quantitative destruction of BTEX will occur over a one- to two-year bioventing period. Soil gas surveys and respiration tests can be used as BTEX destruction indicators. If a non-risk-based/TRPH cleanup is chosen, the pilot and full-scale systems should be operated until respiration rates approach background rates. We recommend that confirmatory soil sampling be conducted four to six months after background respiration rates are approached.

Because this is a streamlined test and evaluation project, our contract does not provide for additional reports to the base on pilot study results. The interim results report contains as-builts and initial data. This letter summarizes all data collected and provides next step recommendations. AFCEE is no longer responsible for the operation, maintenance, or monitoring of the bioventing systems. We are initiating a contract to extend monitoring at some sites beyond the initial one-year test. Monitoring will include soil gas and respiration tests to document hydrocarbon degradation, but may also include the collection of sufficient final soil samples to statistically demonstrate site cleanup. If you are interested, please call us.

The blower and accessories are now base property and should continue to be used on this or other bioventing sites. Although current equipment is explosion proof, under no circumstances should it be used for soil vapor extraction unless appropriate explosion-proof wiring is provided. If the base does not want to keep the blower or if you have further questions, please contact us.

On behalf of the AFCEE/ERT staff, I would like to thank you for your support of these bioventing test and evaluation projects. The information gained from each site will be invaluable in evaluating this technology and will promote its successful application on other DOD, government, and private sites. I have attached a customer satisfaction survey. Please take a few minutes to fill it out and tell us how we did. We look forward to hearing from you.

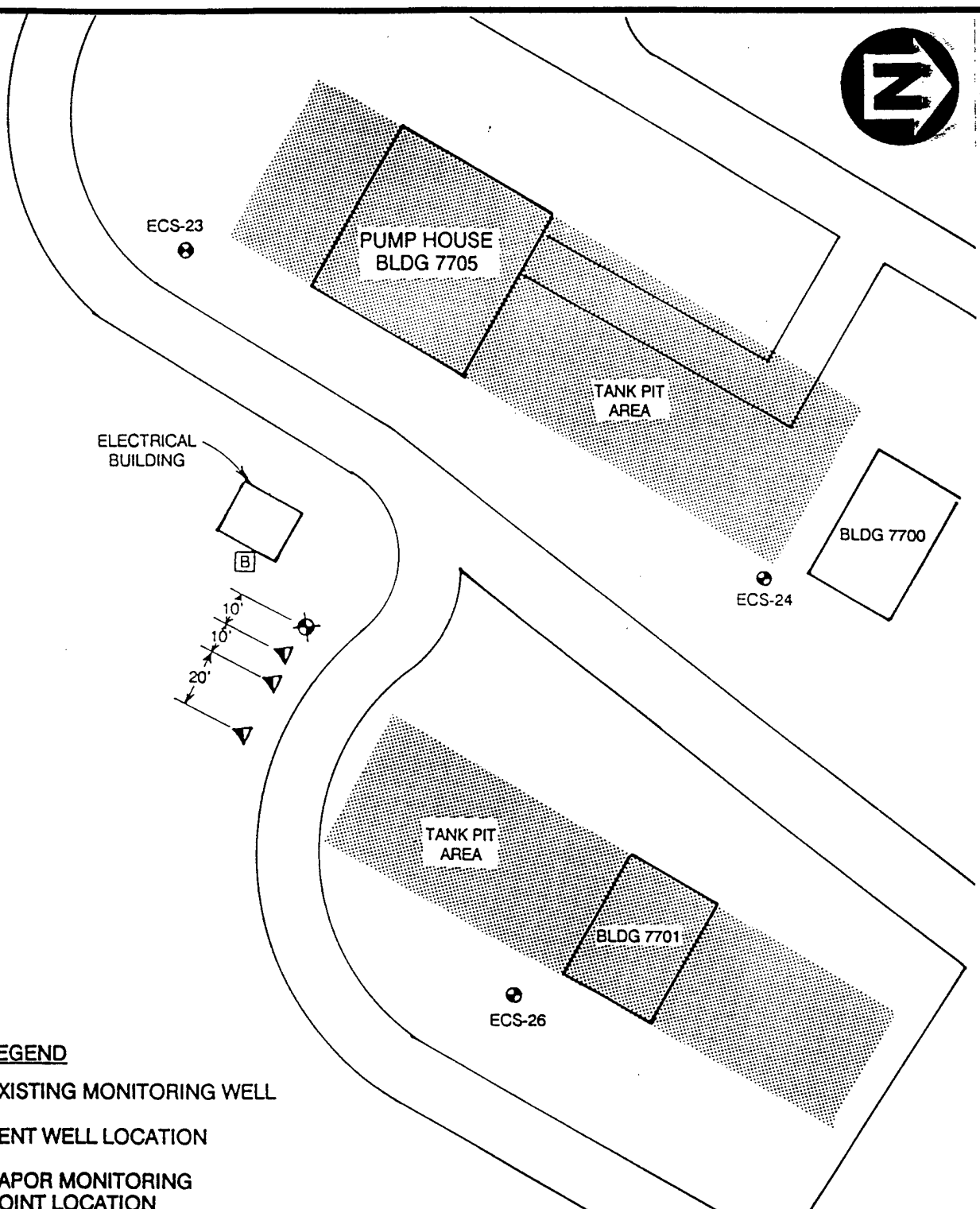


ROSS N. MILLER, Lt Col, USAF, BSC
Chief, Technology Transfer Division





Attachments:

1. Building 7705 Data
2. Survey

cc: AFCEE/ERD (Capt Harcarik)
HQ AFRES/CEVR



LEGEND

-  EXISTING MONITORING WELL
-  VENT WELL LOCATION
-  VAPOR MONITORING POINT LOCATION
-  EXTENDED TEST BLOWER LOCATION

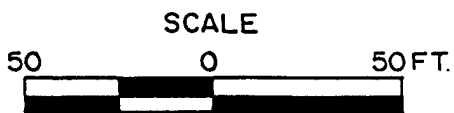


FIGURE 1

**PILOT STUDY TEST AREA
BUILDING #7705**

Westover AFB, Massachusetts



**PARSONS
ENGINEERING SCIENCE, INC.**

Denver, Colorado

**TABLE 1
BUILDING 7705
RESPIRATION AND DEGRADATION RATES
WESTOVER AFB, MASSACHUSETTS**

Location--Depth	Initial		6--Month ^{b/}			1--Year			
	K _o (% O ₂ /min)	Degradation Rate (mg/kg/year) ^{a/}	Soil Temperature (°C)	K _o (% O ₂ /min)	Degradation Rate (mg/kg/year)	Soil Temperature (°C)	K _o (% O ₂ /min)	Degradation Rate (mg/kg/year)	Soil Temperature (°C)
VW	0.0023	390	NS ^{c/}	0	0	NS	0.0011	170	NS
MPC-8.5	0.0017	520	NS	0	0	NS	0.00049	160	NS
MPC-13.5	0.0019	210	NS	0	0	NS	0.0009	300	NS
MPA-5.5	NS	NS	15.2	NS	NS	10.4	NS	NS	10.4
MPA-13.5	NS	NS	16.3	NS	NS	8.0	NS	NS	15.6

a/ Milligrams of hydrocarbons per kilogram of soil per year.

b/ No oxygen utilization was observed during the 6--month respiration tests.

c/ NS = Not sampled.

T.L. 2
BUILDING 7705
INITIAL AND 1-YEAR SOIL AND SOIL GAS ANALYTICAL RESULTS
WESTOVER AFB, MASSACHUSETTS

Analyte (Units) ^{a/}	Sample Locations-Depth (feet below ground surface)							
	VW		MPA-13.5		MPC-13.5		MPC-8-10	
	Initial ^{b/}	1-Year ^{c/}	Initial	1-Year	Initial	1-Year	Initial	1-Year
Soil Gas Hydrocarbons								
TVH (ppmv)	2.7	0.56	2.3	0.13	270	0.33		
Benzene (ppmv)	<0.001	<0.002	<0.001	<0.002	<0.054	<0.002		
Toluene (ppmv)	<0.001	0.012	<0.001	0.01	<0.054	0.006		
Ethylbenzene (ppmv)	0.001	0.014	0.001	0.003	0.36	0.002		
Xylenes (ppmv)	0.014	0.041	0.017	0.014	0.23	0.014		
Soil Hydrocarbons								
	VW-18-20		MPA-12-14		MPC-8-10			
	Initial ^{d/}	1-Year ^{e/}	Initial	1-Year	Initial	1-Year	Initial	1-Year
TRPH (mg/kg)	61	<12.7	<0.59	<10.4	<5.2	<10.3		
Benzene (mg/kg)	<0.069	<0.05	<0.0006	<0.050	<0.0005	<0.050		
Toluene (mg/kg)	1.4	0.55	0.0007	<0.050	<0.0005	<0.050		
Ethylbenzene (mg/kg)	<0.069	0.21	<0.0006	<0.050	<0.0005	<0.050		
Xylenes (mg/kg)	2.2	0.95	0.0034	<0.099	<0.0007	<0.099		
Moisture (%)	11	20.6	14	2.7	4.4	3.5		

^{a/} TVH=total volatile hydrocarbons: ppmv = parts per million, volume per volume;

TRPH = total recoverable petroleum hydrocarbons; mg/kg = milligrams per kilogram.

^{b/} Initial soil gas samples collected on October 27, 1993.

^{c/} Final soil gas samples collected on November 30, 1994.

^{d/} Initial soil samples collected on October 12-13, 1993.

^{e/} Final soil samples collected on November 18, 1994.

DEFENSE TECHNICAL INFORMATION CENTER
REQUEST FOR SCIENTIFIC AND TECHNICAL REPORTS

Title AFCEE Collection

1. Report Availability (Please check one box)

- This report is available. Complete sections 2a - 2f.
- This report is not available. Complete section 3.

2a. Number of Copies Forwarded

1 each

2b. Forwarding Date

July/2000

2c. Distribution Statement (Please check ONE box)

DoD Directive 5230.24, "Distribution Statements on Technical Documents," 18 Mar 87, contains seven distribution statements, as described briefly below. Technical documents MUST be assigned a distribution statement.

- DISTRIBUTION STATEMENT A: Approved for public release. Distribution is unlimited.
- DISTRIBUTION STATEMENT B: Distribution authorized to U.S. Government Agencies only.
- DISTRIBUTION STATEMENT C: Distribution authorized to U.S. Government Agencies and their contractors.
- DISTRIBUTION STATEMENT D: Distribution authorized to U.S. Department of Defense (DoD) and U.S. DoD contractors only.
- DISTRIBUTION STATEMENT E: Distribution authorized to U.S. Department of Defense (DoD) components only.
- DISTRIBUTION STATEMENT F: Further dissemination only as directed by the controlling DoD office indicated below or by higher authority.
- DISTRIBUTION STATEMENT X: Distribution authorized to U.S. Government agencies and private individuals or enterprises eligible to obtain export-controlled technical data in accordance with DoD Directive 5230.25, Withholding of Unclassified Technical Data from Public Disclosure, 6 Nov 84.

2d. Reason For the Above Distribution Statement (in accordance with DoD Directive 5230.24)

2e. Controlling Office

HQ AFCEE

2f. Date of Distribution Statement Determination

15 Nov 2000

3. This report is NOT forwarded for the following reasons. (Please check appropriate box)

- It was previously forwarded to DTIC on _____ (date) and the AD number is _____
- It will be published at a later date. Enter approximate date if known. _____
- In accordance with the provisions of DoD Directive 3200.12, the requested document is not supplied because: _____

Print or Type Name

Laura Peña

Signature

Laura Peña

Telephone

210-536-1431

(For DTIC Use Only)

AQ Number M01-03-0532