

LOAN DOCUMENT

PHOTOGRAPH THIS SHEET

DTIC ACCESSION NUMBER

LEVEL

INVENTORY

0

DTM Effort for the Bioventing Sys...

DOCUMENT IDENTIFICATION

25 Aug 92

DISTRIBUTION STATEMENT A
Approved for Public Release
Distribution Unlimited

DISTRIBUTION STATEMENT

| | |
|--------------------|---|
| ACCESSION FOR | |
| NTIS | GRA&I <input checked="" type="checkbox"/> |
| DTIC | TRAC <input type="checkbox"/> |
| UNANNOUNCED | <input type="checkbox"/> |
| JUSTIFICATION | |
| BY | |
| DISTRIBUTION/ | |
| AVAILABILITY CODES | |
| DISTRIBUTION | AVAILABILITY AND/OR SPECIAL |
| A-1 | |

DISTRIBUTION STAMP

DATE ACCESSIONED

DATE ACCESSIONED

DATE RETURNED

DATE RETURNED

REGISTERED OR CERTIFIED NUMBER

REGISTERED OR CERTIFIED NUMBER

DTIC QUALITY INSPECTED 4

20010116 008

DATE RECEIVED IN DTIC

PHOTOGRAPH THIS SHEET AND RETURN TO DTIC-FDAC

H
A
N
D
L
E

W
I
T
H

C
A
R
E

ES

ENGINEERING-SCIENCE, INC.

57 EXECUTIVE PARK SOUTH, N.E., SUITE 590
ATLANTA, GEORGIA 30329

TEL: 404/325-0770
FAX: 404/325-8369

August 25, 1992

Mr. Jim Williams, P.G., C.G.W.P.
Department of the Air Force
Center for Environmental Excellence
Environmental Restoration Division (ESR)
Building 624 West
Brooks AFB, Texas 78235-5000

Subject: F33615-90-4014, Order 04,
O&M Effort for the Bioventing System at the 7th Street BX Service Station
(May through August 1992), Eglin, AFB

Dear Mr. Williams:

This letter presents the results of the monitoring effort for the Bioventing System at the 7th Street BX Service Station. A summary of operation and maintenance efforts performed since system startup through August 21 is also included.

If you have any questions please call me.

Sincerely,

ENGINEERING-SCIENCE, INC.



Ola A. Awosika, P.G.
Project Manager

OAA:jw
Attachment

cc/enc Ms. Patricia Williamson
Doug Downey
Major Miller c/o J. Williams

AT510/928J145/LTR.WW2

A PARSONS COMPANY

AQ101-04-0631

DEFENSE TECHNICAL INFORMATION CENTER REQUEST FOR SCIENTIFIC AND TECHNICAL REPORTS

Title AFCOE Collection

1. Report Availability (Please check one box)

- This report is available. Complete sections 2a - 2f.
- This report is not available. Complete section 3.

2a. Number of
Copies Forwarded

1 each

2b. Forwarding Date

July 2000

2c. Distribution Statement (Please check ONE box)

DoD Directive 5230.24, "Distribution Statements on Technical Documents," 18 Mar 87, contains seven distribution statements, as described briefly below. Technical documents MUST be assigned a distribution statement.

- DISTRIBUTION STATEMENT A: Approved for public release. Distribution is unlimited.
- DISTRIBUTION STATEMENT B: Distribution authorized to U.S. Government Agencies only.
- DISTRIBUTION STATEMENT C: Distribution authorized to U.S. Government Agencies and their contractors.
- DISTRIBUTION STATEMENT D: Distribution authorized to U.S. Department of Defense (DoD) and U.S. DoD contractors only.
- DISTRIBUTION STATEMENT E: Distribution authorized to U.S. Department of Defense (DoD) components only.
- DISTRIBUTION STATEMENT F: Further dissemination only as directed by the controlling DoD office indicated below or by higher authority.
- DISTRIBUTION STATEMENT X: Distribution authorized to U.S. Government agencies and private individuals or enterprises eligible to obtain export-controlled technical data in accordance with DoD Directive 5230.25, Withholding of Unclassified Technical Data from Public Disclosure, 6 Nov 84.

2d. Reason For the Above Distribution Statement (in accordance with DoD Directive 5230.24)

2e. Controlling Office

HQ AFCEE

2f. Date of Distribution Statement
Determination

15 Nov 2000

3. This report is NOT forwarded for the following reasons. (Please check appropriate box)

- It was previously forwarded to DTIC on _____ (date) and the AD number is _____
- It will be published at a later date. Enter approximate date if known. _____
- In accordance with the provisions of DoD Directive 3200.12, the requested document is not supplied because: _____

Print or Type Name

Laura Peña

Telephone

210-536-1431

Signature

[Signature]

AC Number

MOI-04-0631

O&M EFFORT FOR THE BIOVENTING SYSTEM AT THE 7TH STREET BX SERVICE STATION (MAY THROUGH AUGUST 1992), EGLIN, AFB

OPERATION AND MAINTENANCE

Operation and maintenance for the first quarter since installation has included a check on each of the bioventing system components (i.e., blower, gauges, air filter, vapor extraction wells, and injection trenches) to evaluate operating status and to make adjustment where appropriate or necessary.

Over the period May 20 through July 22, 1992 no significant adjustment was made to the system other than increasing the air dilution rate at the air dilution valve on the intake to the blower unit. This adjustment was made to reduce off gas concentration at the injection trenches and to minimize emission of gases into the atmosphere. Prior to making this adjustment a pressure relief valve was installed downstream of the blower. The air filter has been changed twice to maximize air flow from the air intake line to the blower and to ensure removal of fugitive materials.

Because of continued reports of strong gasoline odor at the gasoline station, a decision was made to replace the existing 2 horse power (hp) blower unit being used with a 1 hp unit. On August 3, 1992, the 2 hp blower was replaced with a 1 hp blower. A recent visit to the site on August 20 revealed the blower has not been operating continuously because of power failures associated with frequent storms in the area. A decision was made to rewire the starter for the blower to allow continued operation once power is restored after a storm event. Rewiring of the starter will be completed the week ending August 28.

An in-situ respiration test was scheduled for August 27 and 28; however, this has been temporarily postponed due to Hurricane Andrew. The respiration test will be performed to ensure that nutrients, moisture, or oxygen are not limiting biodegradation. The respiration test will include oxygen and carbon dioxide monitoring over a 40 to 60 hour period as described in the work plan for this project. In addition, vacuum monitoring may be performed at Vapor Monitoring Points (VMPs) to assure system operation is within range of design specification. Off gas emission in the vicinity of the injection trenches will be closely monitored during this visit to ensure concentrations of gases in the breathing zone are at acceptable levels.

ANALYTICAL RESULTS

Results of biweekly/monthly check of oxygen, carbon dioxide and Total Hydrocarbons in the off gas from the bioventing system are presented in Table 1. These results continued to indicate increased biological activity in the subsurface and suggest potential increase in aerobic bacterial population. Specifically oxygen supply to the subsurface has been adequately sustained. Notably, pre-venting condition indicated soil oxygen concentration of zero at VMP-1 and VMP-2. By July 22, oxygen concentrations at all monitoring locations have increased to values ranging from 9.8 to 20.0 percent. In contrast, carbon dioxide which was in excess of 15 percent prior to startup has declined to values ranging from 1.4 to 8.1 percent at all monitoring points.

TABLE 1
RESULTS OF SOIL GAS ANALYSES
DURING BIOVENTING (5/20/92 - 7/22/92)
AT 7TH STREET BX SERVICE STATION
EGLIN AFB

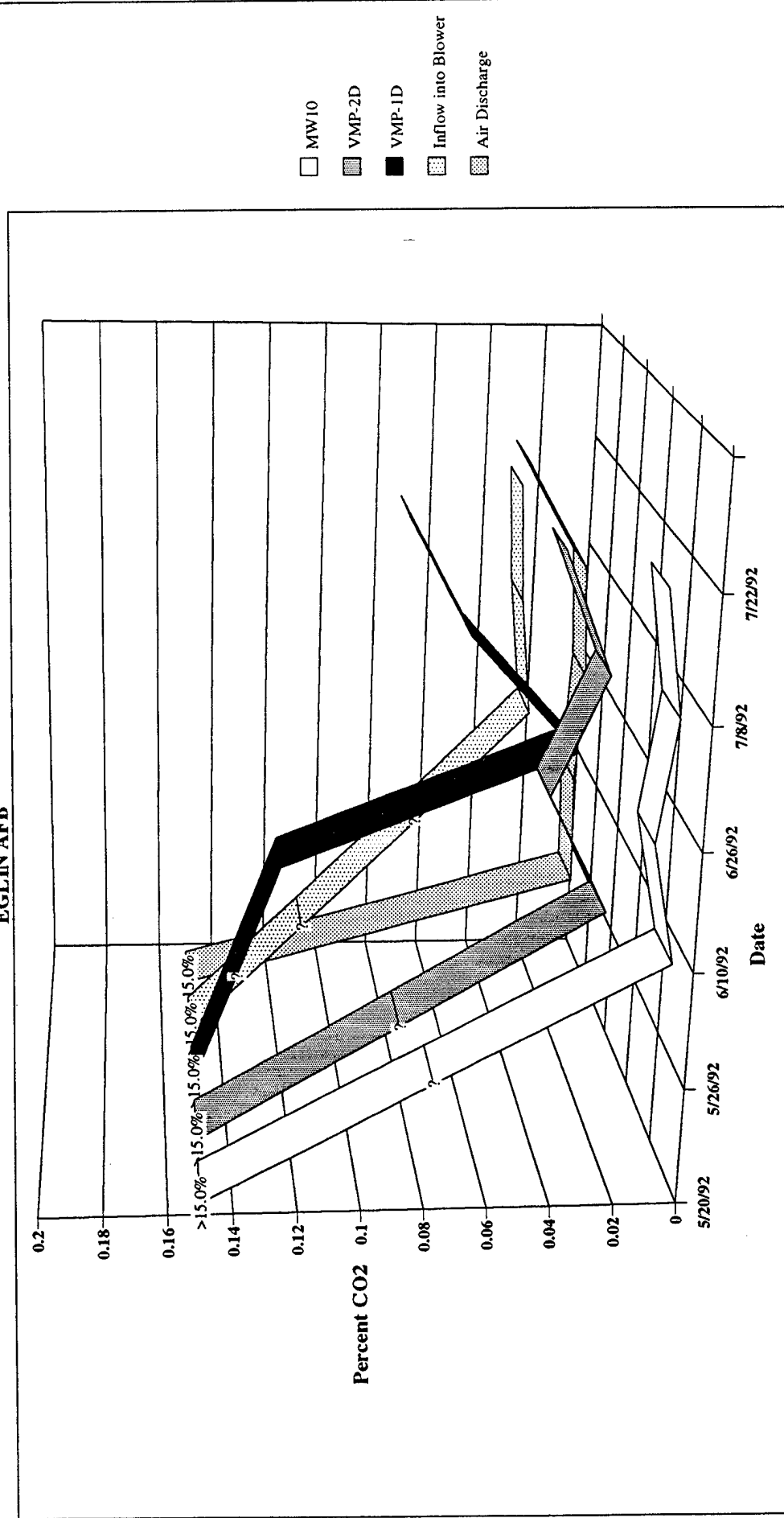
| Location | Baseline(1) | | | 1st Week(2) | | | 3rd Week | | |
|-----------------------------------|-------------|---------|----------|-------------|---------|----------|------------|---------|----------|
| | TH ppmv | O2 % | CO2 % | TH ppmv | O2 % | CO2 % | TH ppmv | O2 % | CO2 % |
| Air Discharge to Injection Trench | - | 0.0% | > 15.0% | 12,000 | 20.0% | 0.6% | 5,800 | 20.3% | 0.7% |
| Inflow into Blower | 90,000 | 0.0% | > 15.0% | - | - | - | - | - | - |
| VMP-1D | - | 0.0% | > 15.0% | - | - | - | 680 | 0.7% | 12.1% |
| VMP-2D | - | 0.0% | > 15.0% | - | - | - | > 20,000 | 17.6% | 1.8% |
| MW10 | - | 0.0% | > 15.0% | - | - | - | 320 | 20.5% | 0.5% |

(1) - Baseline background conditions were: Oxygen - 20.4%, Carbon Dioxide - 0.6%.

(2) - Week since start-up of system operation

TH - Total Hydrocarbons

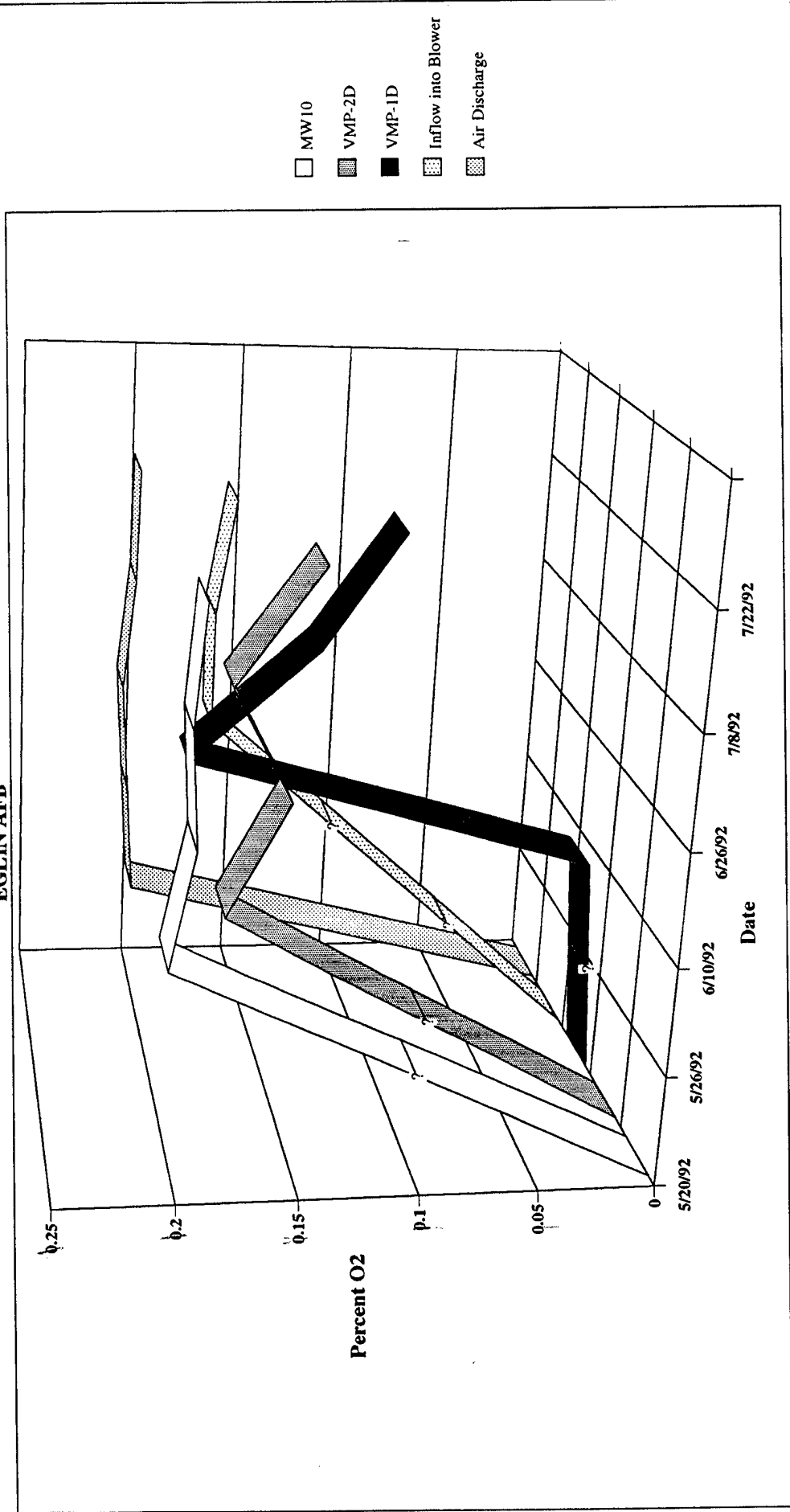
**CARBON DIOXIDE LEVELS DURING BIOVENTING
AT 7TH STREET BX SERVICE STATION (5/20/92 - 7/8/92)
EGLIN AFB**



Note: "?" indicates no data was recorded on this date; slopes are assumed to be linear.

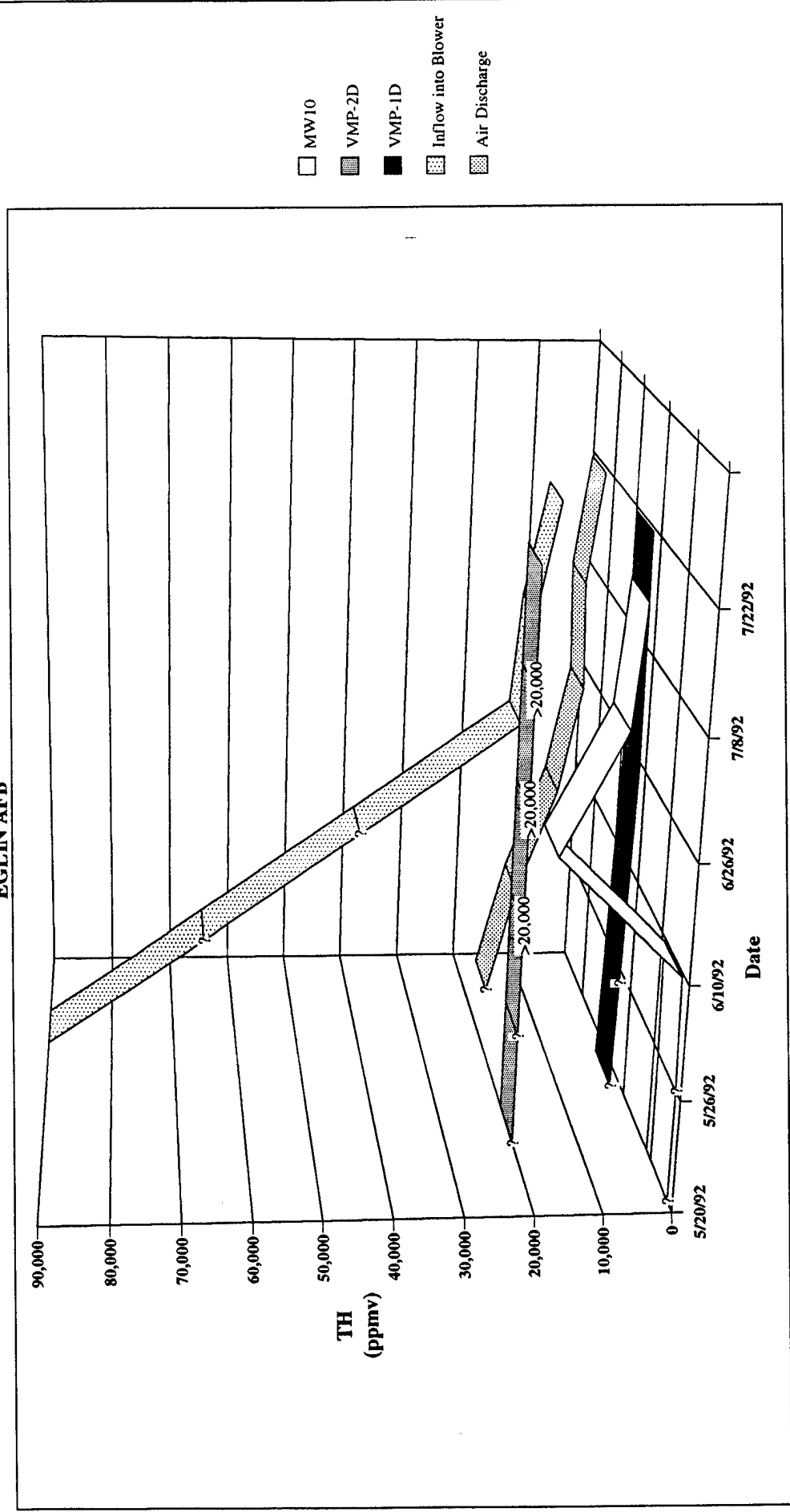
Figure 2

**OXYGEN LEVELS DURING BIOVENTING
AT 7TH STREET BX SERVICE STATION (5/20/92 - 7/8/92)
EGLIN AFB**



Note: "7" indicates no data was recorded on this date; slopes are assumed to be linear.

**TOTAL HYDROCARBON LEVELS DURING BIOVENTING
AT 7TH STREET BX SERVICE STATION (5/20/92 - 7/8/92)
EGLIN AFB**



Note: "?" indicates no data was recorded on this date; slopes are assumed to be linear.