

**FOREIGN MILITARY SALES,  
FOREIGN MILITARY CONSTRUCTION  
SALES AND  
MILITARY ASSISTANCE  
FACTS**



**AS OF SEPTEMBER 30, 1999**

**20010326 074**

**FOREIGN MILITARY SALES,  
FOREIGN MILITARY CONSTRUCTION  
SALES AND  
MILITARY ASSISTANCE FACTS**

**AS OF SEPTEMBER 30, 1999**

**PUBLISHED BY  
DEPUTY FOR FINANCIAL MANAGEMENT  
COMPTROLLER, DSAA**

**DISTRIBUTION STATEMENT A**  
Approved for Public Release  
Distribution Unlimited

## TABLE OF CONTENTS

NARRATIVE DESCRIPTION OF STATISTICAL TABLES . . . . .	iv
<b>GRAPH</b> - FOREIGN MILITARY SALES AGREEMENTS (DEFENSE ARTICLES & SERVICES AND CONSTRUCTION . . . . .	1
*FOREIGN MILITARY SALES AGREEMENTS . . . . .	2
*FOREIGN MILITARY CONSTRUCTION SALES AGREEMENTS. . . . .	12
<b>GRAPH</b> - FOREIGN MILITARY SALES DELIVERIES (DEFENSE ARTICLES & SERVICES AND CONSTRUCTION . . . . .	17
*FOREIGN MILITARY SALES DELIVERIES . . . . .	18
*FOREIGN MILITARY CONSTRUCTION SALES DELIVERIES. . . . .	26
<b>GRAPH</b> - FOREIGN MILITARY FINANCING PROGRAM . . . . .	31
FOREIGN MILITARY FINANCING PROGRAM . . . . .	32
COMMERCIAL EXPORTS LICENSED UNDER ARMS EXPORT CONTROL ACT . . . . .	60
MILITARY ASSISTANCE PROGRAM MERGER FUNDS. . . . .	72
<b>GRAPH</b> - MILITARY ASSISTANCE PROGRAM . . . . .	77
MILITARY ASSISTANCE PROGRAM . . . . .	78
<b>GRAPH</b> - MILITARY ASSISTANCE PROGRAM DELIVERIES/EXPENDITURES . . . . .	85
MILITARY ASSISTANCE PROGRAM DELIVERIES/EXPENDITURES . . . . .	86
MAP EXCESS DEFENSE ARTICLES PROGRAM - ACQUISITION COST. . . . .	92
MAP EXCESS DEFENSE ARTICLES DELIVERED - ACQUISITION COST. . . . .	96
<b>GRAPH</b> - IMET PROGRAM/DELIVERIES . . . . .	101
INTERNATIONAL MILITARY EDUCATION AND TRAINING PROGRAM/DELIVERIES. . . . .	102
SUMMARY OF STUDENTS TRAINED UNDER IMET. . . . .	112

\*The data in this publication regarding Foreign Military Sales Agreements and Deliveries portrays only sales and deliveries of defense articles and defense services. In accordance with Section 29 of the Arms Export Control Act, Foreign Military Construction Sales Agreements and Deliveries are shown separately in tables on pages 12 and 26 of this publication.

## NARRATIVE DESCRIPTION OF STATISTICAL TABLES

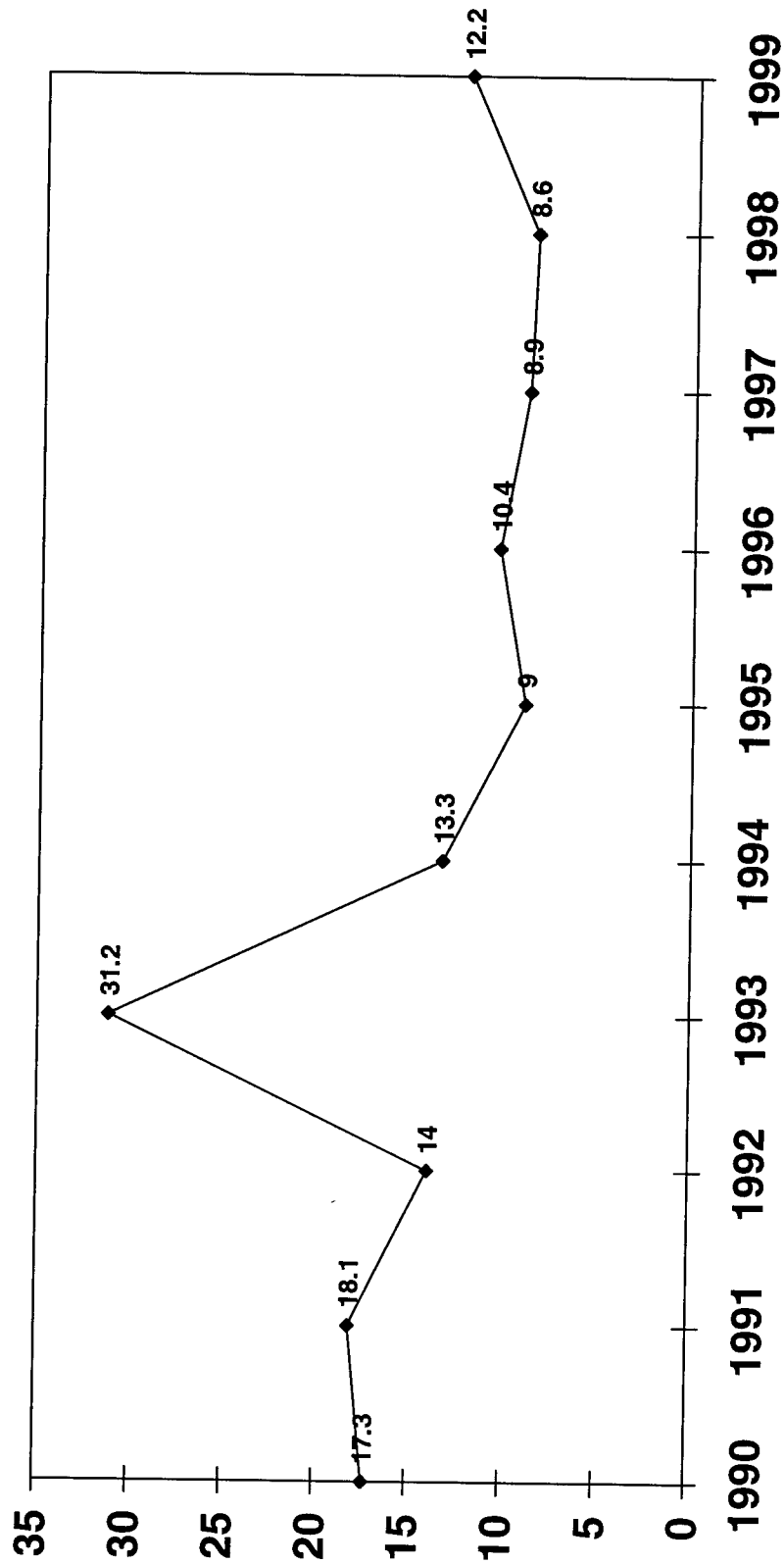
1. **FOREIGN MILITARY SALES (FMS) AGREEMENTS** - Total dollar value of defense articles and defense services purchased with cash, credit, and MAP Merger Funds by a foreign government or international organization in any fiscal year. Also see Item 7, Military Assistance Program Merger Funds.
2. **FOREIGN MILITARY SALES (FMS) DELIVERIES** - Total dollar value of defense articles and defense services delivered to a foreign government or international organization in any fiscal year. After implementing an FMS agreement, the responsible military department directs release of materiel from stocks or procurement or provision of services or training. As execution progresses, the military department reports accrued expenditures and physical deliveries within 30 days of date of shipment or performance.
3. **FOREIGN MILITARY CONSTRUCTION SALES (FMCS) AGREEMENTS** - Total dollar value of design and construction services purchased by a foreign government in any fiscal year.
4. **FOREIGN MILITARY CONSTRUCTION SALES (FMCS) DELIVERIES** - Total dollar value of disbursements against design and construction services provided to a foreign government in any fiscal year. Also see Item 2, Foreign Military Sales Deliveries.
5. **FOREIGN MILITARY FINANCING (FMF) PROGRAM** - The amount of credit extended to a foreign government or international organization in any fiscal year for the procurement of defense articles, defense services, and design and construction services. Such procurements may be from U.S. military departments under FMS/FMCS, or may be negotiated directly with U.S. commercial suppliers following the approval of DoD. FMF credits are issued in the form of DoD direct loans which require repayment, or DoD direct loans for which repayment has been waived by the Congress. Annual foreign military financing programs may be applied to FMS/FMCS or commercial procurement contracts negotiated in prior, current or subsequent years within the parameters of the applicable purchase and loan financing agreements.
6. **COMMERCIAL EXPORTS** - The total dollar value of deliveries made against purchases of munitions-controlled items by foreign governments directly from U.S. manufacturers. The data are compiled by the Office of Defense Trade Controls (DTC), Department of

## NARRATIVE DESCRIPTION OF STATISTICAL TABLES (Continued)

State, from shippers' export documents and completed licenses returned to DTC from ports of exit by the U.S. Customs Service.

7. MILITARY ASSISTANCE PROGRAM (MAP) MERGER FUNDS - Approved funds which are transferred to the FMS Trust Fund and merged with countries' FMS funds. MAP "merger" funds are non-repayable, and may be used solely to meet obligations of the recipient countries for payment of FMS/FMCS purchases; they are not available to finance procurements from U.S. commercial suppliers.
8. MILITARY ASSISTANCE PROGRAM (MAP) - The dollar amount of materiel and services (other than training) programmed for a particular foreign country in any fiscal year for which the U.S. Government receives no dollar reimbursement.
9. MILITARY ASSISTANCE PROGRAM (MAP) DELIVERIES/EXPENDITURES - The dollar amount of materiel and services (other than training) delivered or expended against amounts programmed in the current fiscal year or prior fiscal years.
10. EXCESS DEFENSE ARTICLES PROGRAM - ACQUISITION COST - Total dollar value of excess defense articles transferred to a foreign country or international organization at the original acquisition cost. Excess defense articles are defined as being owned by the U.S. Government and not procured in anticipation of military assistance or sales requirements, or pursuant to a military assistance or sales order, which are excess to Department of Defense requirements at the time such articles are dropped from inventory by the supplying agency.
11. EXCESS DEFENSE ARTICLES DELIVERED - ACQUISITION COST - Total dollar value of excess defense articles delivered to a recipient country in any fiscal year at original acquisition cost.
12. INTERNATIONAL MILITARY EDUCATION & TRAINING (IMET) PROGRAM/DELIVERIES - The dollar value allocated in any fiscal year for the training of foreign military students both overseas and in the continental United States, and the cost of training aids and materials associated with such training, for which the U.S. Government receives no dollar reimbursement. This program is considered fully delivered when funded.

# FOREIGN MILITARY SALES AGREEMENTS INCLUDES CONSTRUCTION (Dollars in Billions)



FOREIGN MILITARY SALES AGREEMENTS

(DOLLARS IN THOUSANDS)

	FY 1950	FY 1989	FY 1990	FY 1991	FY 1992	FY 1993	FY 1994
<u>WORLDWIDE</u>	172,227,070	16,613,968	17,323,557	13,900,545	31,108,690	13,291,668	
<u>EAST ASIA AND PACIFIC</u>	29,990,176	2,962,213	2,323,872	3,870,950	8,781,359	3,322,206	
AUSTRALIA	7,144,386	233,559	241,768	142,806	285,789	237,554	
BRUNEI	404	2	7	-	-	-	
CAMBODIA	-	-	-	-	-	-	
CHINA	259,714	-	-	-	-	-	
FIJI	1,829	-	-	-	-	-	
INDOCHINA	8,542	-	-	-	-	-	
INDONESIA	644,080	17,999	25,924	10,835	29,815	11,014	
JAPAN	4,812,873	1,408,099	827,209	351,312	1,381,528	749,685	
KOREA (SEOUL)	5,002,684	467,912	408,483	2,351,640	231,251	387,397	
LAOS	-	-	-	-	-	-	
MALAYSIA	177,780	8,433	4,068	4,545	2,385	711,522	
MYANMAR	8,735	-	-	-	-	-	
NEW ZEALAND	256,178	25,816	9,840	6,700	9,886	16,053	
PAPUA NEW GUINEA	327	-	-	-	-	-	
REP OF PHILIPPINES	663,708	109,196	144,670	44,333	80,551	21,495	
SINGAPORE	1,105,218	28,065	77,526	37,073	98,347	588,289	
TAIWAN	7,245,971	500,286	473,592	477,904	6,275,524	360,891	
THAILAND	2,656,579	162,845	110,535	443,803	386,284	238,294	
TONGA	-	-	250	-	-	12	
VIETNAM	1,167	-	-	-	-	-	
<u>NEAR EAST AND SOUTH ASIA</u>	79,032,107	10,905,141	11,449,482	2,651,960	15,083,001	4,841,239	
ALGERIA	3,838	74	2,123	-	-	-	
BAHRAIN	740,059	87,928	71,237	17,196	96,027	37,672	
BANGLADESH	3,134	-	-	-	-	-	
EGYPT	10,560,698	970,150	1,631,731	631,563	447,302	443,047	
INDIA	83,880	4	2,000	-	1	-	
IRAN	10,923,520	-	-	-	-	-	
IRAQ	13,152	-	-	-	-	-	
ISRAEL	13,416,221	375,561	356,370	97,462	163,180	2,189,393	
JORDAN	1,788,336	26,666	406	6,864	15,637	39,138	
KUWAIT	3,362,966	49,226	148,823	439,423	2,868,949	181,214	
LEBANON	558,456	-	-	-	3,427	29,707	
LIBYA	28,249	-	-	-	-	-	
MOROCCO	958,393	49,152	22,364	13,859	13,303	16,341	
NEPAL	479	276	500	-	-	-	
OMAN	91,073	64,051	752	5,262	6,287	1,381	
PAKISTAN	3,618,434	120,257	-	-	-	-	
QATAR	1,926	-	59	1,940	305	4,031	
SAUDI ARABIA	30,977,651	9,119,607	9,174,959	936,483	11,379,338	1,627,499	
SRI LANKA	1,810	-	-	-	-	185	
SYRIA	1	-	-	-	-	-	
TUNISIA	550,913	33,328	14,110	9,624	22,123	18,765	

TOTALS MAY NOT ADD DUE TO ROUNDING

\* LESS THAN \$500

FOREIGN MILITARY SALES AGREEMENTS

(DOLLARS IN THOUSANDS)

	FY 1995	FY 1996	FY 1997	FY 1998	FY 1999	FY 1999	FY 1999
	8,950,084	10,294,849	8,841,512	8,265,042	11,995,255	312,812,240	
	2,028,925	2,969,122	2,280,633	1,486,583	2,607,756	62,623,795	
	167,901	173,747	287,524	216,233	422,460	9,553,728	
	40	-	69	-	-	522	
	1,736	652	1,246	1,516	200	5,350	
	15	-	-	-	-	259,714	
	-	-	-	-	-	1,844	
	11,848	27,786	793	283	1,638	8,542	
	719,104	524,556	346,758	348,039	226,450	782,014	
	476,462	889,018	853,987	266,929	510,615	11,695,613	
	-	-	1,070	435	-	11,846,377	
	23,048	5,524	11,481	970	30,683	1,505	
	-	-	-	-	-	980,438	
	9,451	7,377	24,271	13,830	119,567	8,735	
	22,920	21,583	20,055	3,425	9,803	498,971	
	201,521	310,849	192,230	150,343	680,943	1,141,739	
	208,003	453,434	353,737	440,921	559,401	3,470,404	
	186,876	554,549	187,413	43,659	45,996	17,349,664	
	-	47	-	-	-	5,016,833	
	-	-	-	-	-	309	
	-	-	-	-	-	1,167	
	2,404,623	4,108,150	2,513,226	4,241,970	6,179,729	143,410,628	
	53,298	97,897	54,049	286,253	303	6,337	
	7,529	-	1,592	31,708	11,617	1,553,235	
	1,051,717	1,397,701	1,065,593	949,426	1,944,431	43,963	
	15	-	299	5	-	21,093,360	
	-	-	-	-	-	86,204	
	-	-	-	-	-	10,923,520	
	645,744	849,941	524,988	628,399	2,320,420	13,152	
	15,002	216,660	18,253	16,689	10,445	21,567,680	
	83,693	235,727	48,116	92,357	465,745	2,154,096	
	64,966	16,116	21,960	7,865	257	7,976,239	
	13,927	5,579	3,466	2,114	3,656	702,754	
	7,291	2,933	11,541	1,972	4,244	28,249	
	78	-	101	37	-	1,102,155	
	444,681	1,275,409	742,372	2,153,039	1,368,794	1,255	
	67	123	74	3	-	196,788	
	11,917	7,243	15,235	2,282	1,557	3,738,906	
	-	-	-	-	-	8,261	
	-	-	-	-	-	69,199,831	
	-	-	-	-	-	2,262	
	-	-	-	-	-	1	
	-	-	-	-	-	687,096	

WORLDWIDE

EAST ASIA AND PACIFIC

AUSTRALIA

BRUNEI

CAMBODIA

CHINA

FIJI

INDOCHINA

INDONESIA

JAPAN

KOREA (SEOUL)

LAOS

MALAYSIA

MYANMAR

NEW ZEALAND

PAPUA NEW GUINEA

REP OF PHILIPPINES

SINGAPORE

TAIWAN

THAILAND

TONGA

VIETNAM

NEAR EAST AND SOUTH ASIA

ALGERIA

BAHRAIN

BANGLADESH

EGYPT

INDIA

IRAN

IRAQ

ISRAEL

JORDAN

KUWAIT

LEBANON

LIBYA

MOROCCO

NEPAL

OMAN

PAKISTAN

QATAR

SAUDI ARABIA

SRI LANKA

SYRIA

TUNISIA

TOTALS MAY NOT ADD DUE TO ROUNDING \* LESS THAN \$500

FOREIGN MILITARY SALES AGREEMENTS (CONTINUED)

(DOLLARS IN THOUSANDS)

	FY 1950	FY 1989	FY 1990	FY 1991	FY 1992	FY 1993	FY 1994
<u>NEAR EAST AND SOUTH ASIA (CONTINUED)</u>							
UNITED ARAB EMIRATES	-	-	-	-	-	-	-
UNITED ARAB EMIRATES	1,022,681	8,221	24,048	492,283	-	67,122	252,866
YEMEN	326,237	639	-	-	-	-	-
EUROPE	53,346,314	2,314,333	2,211,193	5,932,662	6,211,887	4,293,099	5
ALBANIA	-	-	-	-	-	-	-
AUSTRIA	226,629	35,545	32,512	3,771	-	4,253	27,959
BELGIUM	2,842,338	100,607	105,478	34,811	-	328,688	19,930
BOSNIA-HERZEGOVINA	-	-	-	-	-	-	-
BULGARIA	-	-	-	-	-	-	-
CZECH REPUBLIC	-	-	-	-	-	-	-
DENMARK	1,527,080	63,991	73,960	61,979	-	330,378	48,994
ESTONIA	-	-	-	-	-	17	-
FINLAND	16,457	14	21	2,427,009	-	63	544,918
FRANCE	1,039,469	75,633	70,576	27,208	-	51,984	49,333
GEORGIA	-	-	-	-	-	-	-
GERMANY	11,149,967	302,440	297,052	173,943	-	177,340	186,698
GREECE	2,775,921	182,119	258,360	548,309	-	1,550,530	317,417
HUNGARY	-	-	-	-	-	11,435	-
ICELAND	544	-	-	-	-	-	-
IRELAND	897	-	-	-	-	48	-
ITALY	1,436,034	112,723	86,579	202,614	-	103,384	45,788
KAZAKHSTAN	-	-	-	-	-	-	-
KYRGYZSTAN	-	-	-	-	-	-	-
LATVIA	-	-	-	-	-	-	27
LITHUANIA	-	-	-	-	-	-	-
LUXEMBOURG	7,500	95	182	162	-	331	365
MACEDONIA (FYROM)	-	-	-	-	-	-	-
MALTA	-	-	132	1	-	60	-
MOLDOVA	-	-	-	-	-	-	-
NETHERLANDS	5,346,458	147,310	313,041	300,275	-	740,578	47,026
NORWAY	2,202,945	52,032	76,235	40,738	-	416,078	137,762
POLAND	-	-	-	-	-	-	-
PORTUGAL	554,548	13,686	407,621	29,597	-	15,707	8,352
ROMANIA	-	-	-	-	-	-	-
SLOVAKIA	-	-	-	-	-	-	-
SLOVENIA	-	-	-	-	-	-	-
SPAIN	5,162,542	347,140	105,676	97,104	-	116,729	57,434
SWEDEN	293,244	1,896	3,958	38,323	-	6,511	33,661
SWITZERLAND	1,180,154	63,801	10,975	3,821	-	1,681,839	36,923
TURKEY	6,995,068	432,830	189,728	1,768,290	-	557,749	2,146,462
UKRAINE	-	-	-	-	-	-	-
UNITED KINGDOM	10,504,816	382,472	179,109	174,705	-	118,186	584,046
UZBEKISTAN	-	-	-	-	-	-	-

TOTALS MAY NOT ADD DUE TO ROUNDING

\* LESS THAN \$500

FOREIGN MILITARY SALES AGREEMENTS (CONTINUED)

(DOLLARS IN THOUSANDS)

	FY 1995	FY 1996	FY 1997	FY 1998	FY 1999	FY 1999	FY 1950
	-	-	-	-	-	-	-
	4,698	2,822	5,586	69,822	31,231	16,728	16,728
	-	-	-	-	300	31,231	1,981,379
	-	-	-	-	-	300	327,176
	3,671,407	2,354,881	2,965,416	1,646,315	2,413,002	87,360,509	
	-	3,417	759	-	1,512	5,692	
	10,473	11,829	27,187	1,603	5,804	387,564	
	24,234	57,507	122,049	20,580	60,194	3,716,416	
	-	71	2,103	168	3,470	5,812	
	-	*	4,332	3,523	1,005	8,860	
	38,001	7,656	2,268	5,886	8,831	24,641	
	193	138,264	32,558	10,476	116,300	2,441,980	
	218,166	698	999	5,243	2,658	9,807	
	722,333	1,832	291	1,820	4,097	3,214,687	
	-	23,090	102,163	20,621	67,413	2,249,822	
	268,950	-	-	1,499	3,029	4,528	
	203,326	266,507	325,754	185,696	287,479	13,621,826	
	-	276,972	224,467	531,357	393,111	7,261,890	
	-	2,340	6,905	5,648	6,012	32,340	
	45	12	-	-	-	556	
	31,059	78,220	41,194	94,816	45	1,034	
	-	-	-	1,746	39,859	2,272,269	
	-	-	-	-	-	1,746	
	234	531	1,417	4,696	901	901	
	379	300	1,175	4,081	2,871	9,776	
	69	3,218	4,326	742	393	6,328	
	-	-	2,057	10,516	2,407	19,397	
	12	-	-	-	3,529	16,102	
	937,501	151,512	-	781	-	204	
	13,219	477,116	225,314	193,582	2,255	3,037	
	-	7,294	64,494	79,945	96,035	8,498,631	
	12,423	3,956	4,893	9,615	52,850	3,613,412	
	12,431	6,450	19,241	18,049	24,140	45,942	
	*	1,450	331	4,883	313,362	1,396,542	
	401,457	211	2,003	5,039	11,118	35,212	
	12,664	120,014	216	5,735	2,637	11,129	
	22,382	11,683	828,768	67,256	1,912	8,074	
	573,021	6,234	6,194	2,388	336,557	7,640,676	
	168,837	232,499	13,413	8,925	613	411,134	
	-	463,997	339,597	240,518	82,594	3,111,059	
	-	-	1,133	96,175	358,295	13,834,057	
	-	-	558,949	96,175	864	1,997	
	-	-	-	1,579	116,248	13,347,541	
	-	-	-	1,579	2,604	4,183	

NEAR EAST AND SOUTH ASIA (CONTINUED)

UNITED ARAB EMIRATES  
UNITED ARAB EMIRATES  
YEMEN

EUROPE

ALBANIA  
AUSTRIA  
BELGIUM  
BOSNIA-HERZEGOVINA  
BULGARIA  
CZECH REPUBLIC  
DENMARK  
ESTONIA  
FINLAND  
FRANCE  
GEORGIA  
GERMANY  
GREECE  
HUNGARY  
ICELAND  
IRELAND  
ITALY  
KAZAKHSTAN  
KYRGYZSTAN  
LATVIA  
LITHUANIA  
LUXEMBOURG  
MACEDONIA (FYROM)  
MALTA  
MOLDOVA  
NETHERLANDS  
NORWAY  
POLAND  
PORTUGAL  
ROMANIA  
SLOVAKIA  
SLOVENIA  
SPAIN  
SWEDEN  
SWITZERLAND  
TURKEY  
UKRAINE  
UNITED KINGDOM  
UZBEKISTAN

TOTALS MAY NOT ADD DUE TO ROUNDING \* LESS THAN \$500

FOREIGN MILITARY SALES AGREEMENTS (CONTINUED)

(DOLLARS IN THOUSANDS)

	FY 1950	FY 1989	FY 1990	FY 1991	FY 1992	FY 1993	FY 1994
EUROPE (CONTINUED)							
YUGOSLAVIA	83,704	-	-	-	-	-	-
AFRICA	1,168,493	27,415	17,258	16,688	21,592	12,727	250
BENIN	14,437	727	456	862	2,215	7	1,920
BOTSWANA	-	-	11	65	25	-	-
BURUNDI	46,368	463	11	563	-	-	20
CAMEROON	-	23	11	1,648	-	-	-
CAPE VERDE	434	6	11	125	-	-	-
CENTRAL AFRICAN REP	20,968	6,411	-	2,480	1,616	80	786
CHAD	-	-	-	-	-	-	-
COMOROS	-	-	-	13	-	-	-
CONGO (BRAZZAVILLE)	135,256	1,893	1,387	-	-	-	-
CONGO (KINSHASA)	8,312	1,436	1,379	1,015	651	-	284
DJIBOUTI	1,306	42	260	-	-	-	-
EQUATORIAL GUINEA	-	-	-	-	-	-	-
ERITREA	86,561	-	-	-	-	-	1,380
ETHIOPIA	5,777	-	2	3	139	-	81
GABON	83	359	100	356	-	-	1,431
GAMBIA	528	-	-	-	98	-	717
GHANA	7,160	145	116	68	817	-	499
GUINEA	541	169	-	360	412	-	1,364
GUINEA-BISSAU	231	3	263	1,485	517	-	-
IVORY COAST	224,566	11,435	9,612	775	-	-	1,083
KENYA	-	-	-	6	-	-	-
LESOTHO	45,378	-	-	-	-	-	-
LIBERIA	2,936	435	290	-	258	-	100
MADAGASCAR	2,618	1,442	20	444	30	-	377
MALAWI	242	-	37	-	97	-	750
MALI	936	60	-	-	-	-	650
MAURITANIA	-	-	-	-	-	-	-
MAURITIUS	-	-	-	-	-	-	-
MOZAMBIQUE	-	-	-	-	-	-	-
NAMIBIA	10,567	1,136	34	103	2,547	-	831
NIGER	63,298	477	1,008	1,704	1,687	5	-
NIGERIA	1,738	-	141	291	461	-	-
RWANDA	152	-	309	27	-	-	-
SAO TOME & PRINCIPE	9,783	103	750	3,731	7,810	-	39
SENEGAL	-	241	-	-	267	-	1
SEYCHELLES	1,436	76	984	412	630	-	17
SIERRA LEONE	155,888	-	-	-	-	-	-
SOMALIA	3,149	-	-	-	-	-	-
SOUTH AFRICA	317,547	-	-	-	-	-	-
SUDAN	-	-	-	-	-	-	-
TANZANIA	-	76	-	-	-	-	-

TOTALS MAY NOT ADD DUE TO ROUNDING

\* LESS THAN \$500

FOREIGN MILITARY SALES AGREEMENTS (CONTINUED)

(DOLLARS IN THOUSANDS)

	<u>FY 1995</u>	<u>FY 1996</u>	<u>FY 1997</u>	<u>FY 1998</u>	<u>FY 1999</u>	<u>FY 1999</u>	<u>FY 1950</u>
EUROPE (CONTINUED)							
YUGOSLAVIA	-	-	-	-	-	-	83,704
AFRICA	5,757	13,186	11,152	17,075	6,275	1,317,618	
BENIN	94	2,505	439	1,552	-	1,878	
BOTSWANA	-	-	-	599	365	24,620	
BURUNDI	-	-	-	-	-	72	
CAMEROON	2	49	-	-	-	47,480	
CAPE VERDE	-	-	-	-	1	1,705	
CENTRAL AFRICAN REP	-	-	-	-	-	576	
CHAD	325	746	36	100	500	33,968	
COMOROS	-	-	-	-	-	80	
CONGO (BRAZZAVILLE)	-	-	-	-	-	13	
CONGO (KINSHASA)	-	-	-	-	-	138,536	
DJIBOUTI	98	190	50	-	-	13,416	
EQUATORIAL GUINEA	204	377	1,934	27	-	1,608	
ERITREA	545	350	1,120	10,159	-	2,542	
ETHIOPIA	-	-	-	-	-	100,115	
GABON	-	-	-	-	-	6,002	
GAMBIA	-	-	-	-	-	2,329	
GHANA	85	307	-	1,200	2,155	5,090	
GUINEA	-	-	-	338	58	9,201	
GUINEA-BISSAU	-	-	121	-	-	3,248	
IVORY COAST	-	6	187	-	1,200	3,893	
KENYA	2,354	5,266	779	591	71	256,531	
LESOTHO	-	-	-	-	-	6	
LIBERIA	-	-	-	-	-	45,378	
MADAGASCAR	-	-	55	-	-	4,074	
MALAWI	-	480	-	569	-	5,980	
MALI	-	-	-	672	-	1,798	
MAURITANIA	-	-	-	-	-	996	
MAURITIUS	367	-	-	-	-	650	
MOZAMBIQUE	60	-	-	-	-	367	
NAMIBIA	589	-	286	375	30	4,268	
NIGER	-	-	-	-	-	16,696	
NIGERIA	-	-	-	-	231	64,466	
RWANDA	-	207	-	60	-	2,438	
SAO TOME & PRINCIPE	-	-	-	190	-	678	
SENEGAL	451	395	1,965	-	1,276	26,303	
SEYCHELLES	-	-	62	-	-	571	
SIERRA LEONE	3	-	-	-	-	3,559	
SOMALIA	-	-	-	-	-	155,888	
SOUTH AFRICA	30	1,869	154	-	388	5,590	
SUDAN	-	-	-	-	-	317,547	
TANZANIA	-	-	-	24	-	100	

TOTALS MAY NOT ADD DUE TO ROUNDING

\* LESS THAN \$500

FOREIGN MILITARY SALES AGREEMENTS (CONTINUED)

(DOLLARS IN THOUSANDS)

	FY 1989	FY 1990	FY 1991	FY 1992	FY 1993	FY 1994
AFRICA (CONTINUED)						
TOGO	296	175	*	-	206	-
UGANDA	-	82	-	-	-	7
ZAMBIA	-	-	-	-	-	122
ZIMBABWE	-	-	-	150	1,022	13
WESTERN HEMISPHERE	6,925,722	336,693	398,221	388,492	318,572	380,725
ANTIGUA & BARBUDA	4,181	329	548	341	954	437
ARGENTINA	211,107	3,333	3,738	3,565	10,685	45,978
BAHAMAS	-	-	-	-	-	-
BARBADOS	1,381	46	331	698	465	726
BELIZE	2,102	310	173	617	316	382
BOLIVIA	14,705	611	125	-	-	1
BOLIVIA - INTL NARC	-	11,467	32,689	15,971	14,318	12,728
BRAZIL	517,905	25,183	19,336	61,227	25,672	58,080
CANADA	3,174,594	142,514	142,919	141,909	160,812	113,318
CHILE	173,133	38	4,791	4,966	7,205	1,240
COLOMBIA	218,018	3,700	10,246	14,348	12,821	67,228
COLOMBIA - INTL NARC	-	14,461	43,301	55,262	30,931	20,344
COSTA RICA	28,924	397	591	274	121	855
CUBA	4,510	-	-	-	-	-
DOMINICA	3,022	57	506	275	456	822
DOMINICAN REPUBLIC	26,448	1,525	930	1,773	1,431	1,047
ECUADOR	142,110	5,143	6,229	2,668	1,177	5,179
ECUADOR - INTL NARC	-	-	455	1,372	314	318
EL SALVADOR	693,180	66,398	72,686	29,536	10,960	18,780
GUATEMALA	6,776	533	645	295	800	535
GUATEMALA	58,941	1,640	-	-	-	-
GUYANA	-	-	-	-	-	66
HAITI	3,288	-	120	-	-	-
HONDURAS	360,515	21,390	9,250	14,335	7,501	1,442
JAMAICA	24,254	1,271	1,856	1,534	3,005	1,019
MEXICO	161,607	13,160	9,630	1,141	5,265	4,152
NICARAGUA	5,205	-	-	-	-	-
PANAMA	25,240	5,230	3,464	886	72	469
PARAGUAY	971	11	35	42	5	226
PERU	187,783	227	4,171	923	-	-
PERU - INTL NARC	-	-	853	5,236	11	-
ST KITTS AND NEVIS	3,485	57	715	92	450	961
ST LUCIA	2,469	242	552	384	673	912
ST VINCENT + GREN.	3,479	130	534	350	663	638
SURINAME	1	-	-	-	-	-
TRINIDAD + TOBAGO	121	96	607	282	52	1,189
URUGUAY	25,115	1,082	686	2,680	723	2,145
VENEZUELA	841,153	16,114	25,509	25,511	20,711	19,511

TOTALS MAY NOT ADD DUE TO ROUNDING

\* LESS THAN \$500

FOREIGN MILITARY SALES AGREEMENTS (CONTINUED)

(DOLLARS IN THOUSANDS)

	<u>FY 1995</u>	<u>FY 1996</u>	<u>FY 1997</u>	<u>FY 1998</u>	<u>FY 1999</u>	<u>FY 1950</u>	<u>FY 1999</u>
	-	-	-	-	-	-	678
	-	154	3,872	618	-	-	4,733
	321	-	-	-	-	-	443
	228	-	91	-	-	-	1,505
	<u>350,624</u>	<u>262,985</u>	<u>336,060</u>	<u>174,423</u>	<u>134,584</u>	<u>10,007,102</u>	
	168	-	262	2	-	-	7,222
	15,940	3,625	18,981	5,093	12,494	334,539	
	-	-	51	60	36	147	
	87	668	139	7,642	-	12,183	
	300	-	327	18	791	5,335	
	-	378	3	454	-	16,277	
	11,916	4,131	8,638	1,120	1,787	114,765	
	48,553	48,735	24,962	24,618	14,769	869,040	
	189,233	133,841	103,253	96,760	76,918	4,476,070	
	3,652	2,600	2,322	1,371	4,206	205,524	
	21,914	9,654	74,487	8,653	3,420	444,488	
	10,205	9,285	-	2,034	1,099	186,923	
	23	195	175	-	-	31,556	
	-	-	80	-	-	4,510	
	73	441	187	116	441	5,291	
	550	-	4,158	3,548	-	34,889	
	134	-	1,812	76	655	170,345	
	137	413	4,869	6,960	337	5,552	
	7,257	3,849	353	110	-	914,812	
	95	-	-	-	-	10,031	
	-	-	70	-	-	60,690	
	68	-	877	191	-	203	
	-	4,803	910	2,526	566	9,279	
	2,642	7,356	50	217	165	428,432	
	1,199	848	27,663	1,313	5,651	35,418	
	1,595	4,862	-	-	-	236,039	
	-	170	-	-	222	5,205	
	52	-	31	116	30	35,805	
	12	-	285	4,220	30	1,478	
	-	5	100	472	157	197,643	
	-	-	187	-	212	6,829	
	15	80	80	-	3	6,254	
	306	-	66	-	-	5,619	
	50	-	-	-	-	5,914	
	-	-	-	-	-	1	
	205	347	185	303	-	3,387	
	2,385	2,224	1,078	462	1,033	39,614	
	31,860	24,472	59,421	5,968	9,564	1,079,794	

TOTALS MAY NOT ADD DUE TO ROUNDING

\* LESS THAN \$500

FOREIGN MILITARY SALES AGREEMENTS (CONTINUED)

(DOLLARS IN THOUSANDS)

	FY 1989	FY 1990	FY 1991	FY 1992	FY 1993	FY 1994
NON REGIONAL	-	-	850,250	979,907	539,912	368,470
CLASSIFIED TOTALS A/ UNDHA	-	-	850,250	979,907	539,912	368,470
INTERNATL. ORG. AND VARIOUS	1,764,259	68,173	73,281	59,885	152,367	73,201

A/ FOR FURTHER INFORMATION, SEE THE CLASSIFIED ANNEX TO THE CONGRESSIONAL PRESENTATION DOCUMENT FOR FOREIGN OPERATIONS.

FOREIGN MILITARY SALES AGREEMENTS (CONTINUED)  
(DOLLARS IN THOUSANDS)

FY 1995	FY 1996	FY 1997	FY 1998	FY 1999	FY 1999	FY 1950
FY 1999						FY 1999
415,127	544,041	613,318	631,668	596,179	5,538,872	
415,127	544,041	613,318	629,950	596,179	5,537,154	NON REGIONAL
-	-	-	1,719	-	1,719	CLASSIFIED TOTALS A/ UNDHA
<u>73,621</u>	<u>42,484</u>	<u>121,707</u>	<u>67,008</u>	<u>57,728</u>	<u>2,553,714</u>	<u>INTERNATL. ORG. AND VARIOUS</u>

FOREIGN MILITARY CONSTRUCTION SALES AGREEMENTS

(DOLLARS IN THOUSANDS)

	FY 1950	FY 1989	FY 1990	FY 1991	FY 1992	FY 1993	FY 1994
<u>WORLDWIDE</u>		16,549,480	636,133	799,435	148,038	659,826	58,169
<u>EAST ASIA AND PACIFIC</u>							
CAMBODIA						620	
KOREA (SEOUL)	1						
SINGAPORE							
TAIWAN						620	
THAILAND							
<u>NEAR EAST AND SOUTH ASIA</u>							
BAHRAIN		16,373,130	612,892	793,588	127,477	647,039	7,564
EGYPT		19,510	1,445				
IRAN		382,943	48,225	269,662	107,485	14,039	1,434
ISRAEL		2,581					
JORDAN		985					
KUWAIT		5,200		130,309	15,992	1,000	
LIBYA		1,344					
MOROCCO							
OMAN		1,511					
SAUDI ARABIA		15,958,458	563,222	393,617	4,000	632,000	6,130
YEMEN	2						
<u>EUROPE</u>							
FRANCE		70,235	12,007		51		44,391
GERMANY		8,905			51		33,355
GREECE	2		7				
UNITED KINGDOM		61,299	12,000				11,036
<u>AFRICA</u>							
BOTSWANA		33,232	381	1,356	1,153	2,120	1,147
BURUNDI					194		
CAMEROON						243	
CAPE VERDE				51	83	848	
CENTRAL AFRICAN REP				10	97		121
CHAD	85				124		
DJIBOUTI							
EQUATORIAL GUINEA	26		56	719			
ERITREA			19				
ETHIOPIA							
GABON				72	92		
GAMBIA	77						
GHANA	390					437	605
GUINEA			110				
IVORY COAST	595		97				
KENYA	302						
LESOTHO					194		

TOTALS MAY NOT ADD DUE TO ROUNDING \* LESS THAN \$500

FOREIGN MILITARY CONSTRUCTION SALES AGREEMENTS

(DOLLARS IN THOUSANDS)

FY 1995	FY 1996	FY 1997	FY 1998	FY 1999	FY 1999	FY 1950
25,068	82,640	30,303	341,382	212,183	19,542,657	
-	75	314	-	51	1,061	
-	-	49	-	-	49	
-	75	266	-	-	1	
-	-	-	-	-	340	
-	-	-	-	-	620	
-	-	-	-	51	51	
20,254	76,500	24,832	264,607	212,088	19,159,971	
15,399	61,141	21,356	77,114	179,729	20,955	
-	-	-	-	-	1,178,527	
-	-	-	-	-	594	
-	-	-	-	-	2,581	
-	-	-	-	-	985	
-	-	-	-	12,359	164,861	
4,854	1,359	3,476	-	-	1,344	
-	-	-	-	-	9,689	
-	14,000	-	187,493	20,000	1,511	
-	-	-	-	-	17,778,920	
-	-	1,405	73,022	-	201,111	
-	-	-	-	-	29	
-	-	1,405	73,022	-	116,737	
-	-	-	-	-	9	
-	-	-	-	-	84,335	
984	423	932	889	44	42,660	
-	-	-	-	-	194	
-	-	-	-	-	243	
-	-	-	-	-	981	
58	-	-	-	44	330	
-	-	-	-	-	209	
194	-	-	-	-	194	
-	-	-	-	-	800	
-	-	-	-	-	19	
456	-	544	889	-	1,889	
276	-	388	-	-	664	
-	-	-	-	-	164	
-	-	-	-	-	77	
-	-	-	-	-	1,432	
-	-	-	-	-	110	
-	209	-	-	-	901	
-	215	-	-	-	517	
-	-	-	-	-	194	

WORLDWIDE

EAST ASIA AND PACIFIC

CAMBODIA  
KOREA (SEOUL)  
SINGAPORE  
TAIWAN  
THAILAND

NEAR EAST AND SOUTH ASIA

BAHRAIN  
EGYPT  
IRAN  
ISRAEL  
JORDAN  
KUWAIT  
LIBYA  
MOROCCO  
OMAN  
SAUDI ARABIA  
YEMEN

EUROPE

FRANCE  
GERMANY  
GREECE  
UNITED KINGDOM

AFRICA

BOTSWANA  
BURUNDI  
CAMEROON  
CAPE VERDE  
CENTRAL AFRICAN REP  
CHAD  
DJIBOUTI  
EQUATORIAL GUINEA  
ERITREA  
ETHIOPIA  
GABON  
GAMBIA  
GHANA  
GUINEA  
IVORY COAST  
KENYA  
LESOTHO

TOTALS MAY NOT ADD DUE TO ROUNDING

\* LESS THAN \$500

FOREIGN MILITARY CONSTRUCTION SALES AGREEMENTS (CONTINUED)  
(DOLLARS IN THOUSANDS)

	FY 1989	FY 1990	FY 1991	FY 1992	FY 1993	FY 1994
<u>AFRICA (CONTINUED)</u>						
LIBERIA	7,300	-	-	-	-	-
MADAGASCAR	177	-	-	-	-	-
MALAWI	496	-	-	-	-	-
MALI	32	-	92	-	-	-
MAURITANIA	326	-	-	-	-	-
NIGER	3,440	-	286	90	534	153
RWANDA	97	-	-	10	-	-
SENEGAL	2,505	99	124	269	-	-
SEYCHELLES	-	-	-	-	-	39
SIERRA LEONE	550	-	-	-	58	-
SOMALIA	350	-	-	-	-	-
SUDAN	16,484	-	-	-	-	-
TOGO	-	-	2	-	-	-
UGANDA	-	-	-	-	-	228
<u>WESTERN HEMISPHERE</u>	<u>72,882</u>	<u>10,854</u>	<u>4,491</u>	<u>19,357</u>	<u>10,048</u>	<u>5,067</u>
ANTIGUA & BARBUDA	-	-	-	20	-	267
BARBADOS	135	-	-	297	243	-
BOLIVIA - INTL NARC	-	1,897	1,414	4,130	2,393	1,676
CANADA	519	-	-	-	-	-
COLOMBIA	-	-	-	-	1,616	388
COLOMBIA - INTL NARC	-	388	922	8,236	452	93
COSTA RICA	752	-	-	-	-	-
ECUADOR - INTL NARC	-	-	-	-	-	97
EL SALVADOR	44,134	5,396	768	1,994	921	2,449
GUATEMALA	2,021	-	-	-	-	-
HAITI	-	-	-	-	-	-
HONDURAS	18,033	3,173	1,387	4,679	4,423	97
MEXICO	7,203	-	-	-	-	-
ST VINCENT + GREN.	85	-	-	-	-	-
<u>NON REGIONAL</u>	<u>-</u>	<u>-</u>	<u>-</u>	<u>-</u>	<u>-</u>	<u>-</u>
UNDHA	-	-	-	-	-	-

TOTALS MAY NOT ADD DUE TO ROUNDING \* LESS THAN \$500

FOREIGN MILITARY CONSTRUCTION SALES AGREEMENTS (CONTINUED)

(DOLLARS IN THOUSANDS)

FY 1995	FY 1996	FY 1997	FY 1998	FY 1999	FY 1950 FY 1999
-	-	-	-	-	7,300
-	-	-	-	-	177
-	-	-	-	-	496
-	-	-	-	-	124
-	-	-	-	-	326
-	-	-	-	-	4,504
-	-	-	-	-	107
-	-	-	-	-	2,996
-	-	-	-	-	39
-	-	-	-	-	608
-	-	-	-	-	350
-	-	-	-	-	16,484
-	-	-	-	-	2
-	-	-	-	-	228
<u>3,830</u>	<u>5,642</u>	<u>2,820</u>	<u>1,892</u>	-	<u>136,884</u>
-	-	-	-	-	287
306	388	485	-	-	675
-	-	-	-	-	12,690
-	733	500	-	-	519
451	728	-	-	-	3,238
-	-	-	-	-	11,271
-	-	-	-	-	752
243	752	-	-	-	1,092
2,442	777	1,834	763	-	61,477
-	-	-	-	-	2,021
-	-	-	340	-	340
388	2,263	-	789	-	35,233
-	-	-	-	-	7,203
-	-	-	-	-	85
-	-	-	<u>971</u>	-	<u>971</u>
-	-	-	<u>971</u>	-	<u>971</u>

AFRICA (CONTINUED)

WESTERN HEMISPHERE

ANTIGUA & BARBUDA  
 BARBADOS  
 BOLIVIA - INTL NARC  
 CANADA  
 COLOMBIA  
 COLOMBIA - INTL NARC  
 COSTA RICA  
 ECUADOR - INTL NARC  
 EL SALVADOR  
 GUATEMALA  
 HAITI  
 HONDURAS  
 MEXICO  
 ST VINCENT + GREN.

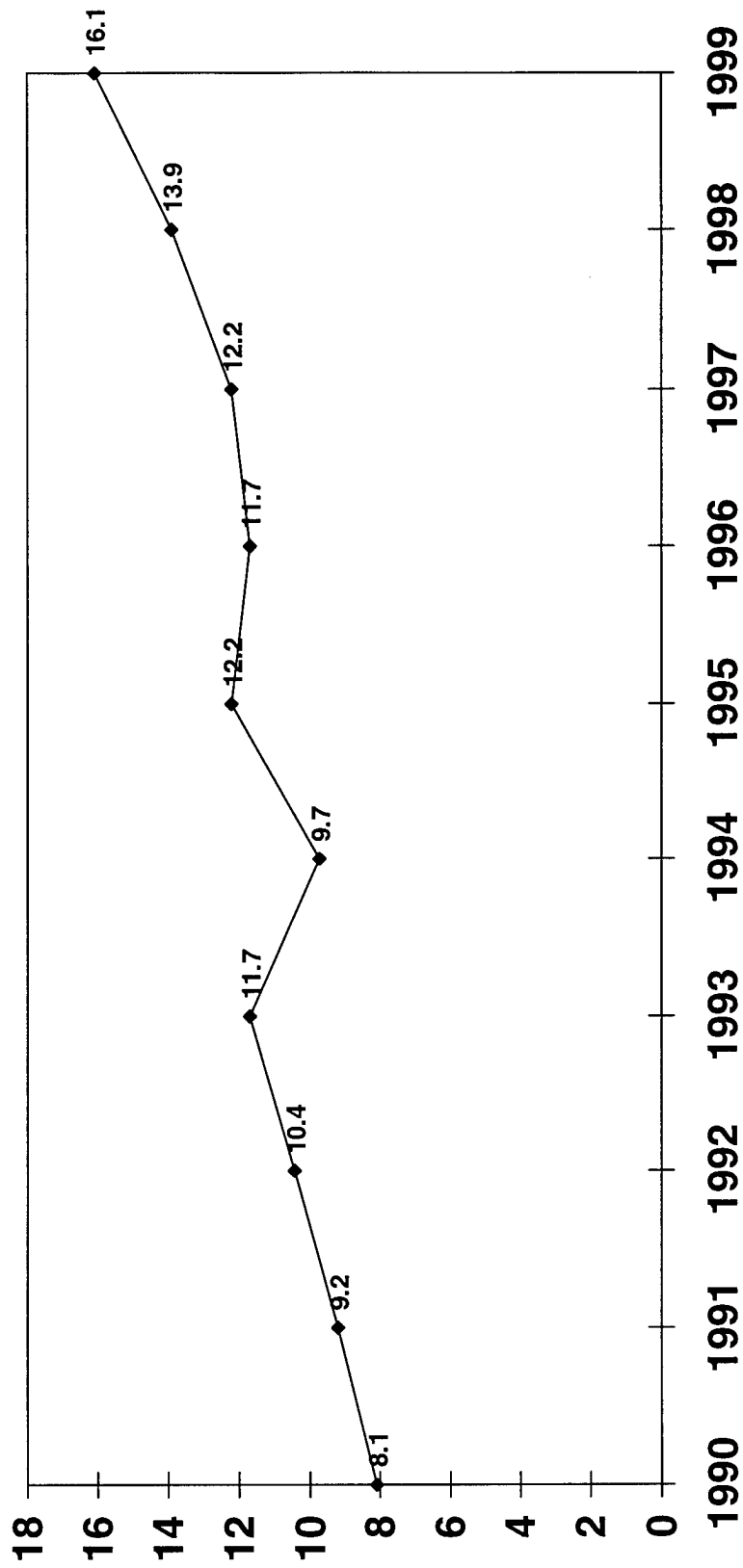
NON REGIONAL  
 UNDDHA

TOTALS MAY NOT ADD DUE TO ROUNDING

\* LESS THAN \$500

PAGE INTENTIONALLY LEFT BLANK

**FOREIGN MILITARY SALES DELIVERIES**  
**INCLUDES CONSTRUCTION**  
**(Dollars in Billions)**



FOREIGN MILITARY SALES DELIVERIES  
(DOLLARS IN THOUSANDS)

	FY 1950	FY 1989	FY 1990	FY 1991	FY 1992	FY 1993	FY 1994
<u>WORLDWIDE</u>	127,368,196	7,704,329	8,777,737	10,054,372	11,313,633	9,466,838	
<u>EAST ASIA AND PACIFIC</u>	22,312,557	1,916,767	1,882,343	2,006,302	2,050,597	2,706,496	
AUSTRALIA	6,360,232	384,083	205,163	156,308	259,167	354,310	
BRUNEI	350	54	9	-	-	-	
CAMBODIA	-	-	-	-	-	-	
CHINA	223,417	-	-	-	11,439	20,629	
FIJI	1,829	-	-	-	-	-	
INDONESIA	8,542	-	-	-	-	-	
INDONESIA	377,413	184,809	17,882	19,956	39,098	16,566	
JAPAN	3,094,467	271,583	517,924	571,411	379,748	784,830	
KOREA (SEOUL)	4,070,325	327,539	230,440	308,961	305,592	381,144	
LAOS	-	-	-	-	-	-	
MALAYSIA	164,892	3,847	3,308	3,199	6,199	11,370	
MYANMAR	8,735	-	-	-	-	-	
NEW ZEALAND	224,090	9,880	9,565	12,211	7,700	9,524	
PAPUA NEW GUINEA	327	-	-	-	-	-	
REP OF PHILIPPINES	425,665	61,458	108,240	98,257	39,710	45,129	
SINGAPORE	858,043	44,193	62,277	24,245	78,367	86,793	
TAIWAN	4,496,539	454,777	549,381	711,405	817,571	845,116	
THAILAND	1,996,523	174,543	178,153	100,345	105,899	151,058	
TONGA	-	-	1	4	108	26	
VIETNAM	1,167	-	-	-	-	-	
<u>NEAR EAST AND SOUTH ASIA</u>	58,989,707	2,490,408	3,993,905	5,341,099	6,555,866	3,712,195	
ALGERIA	3,078	300	414	300	1,710	220	
BAHRAIN	289,171	251,082	60,079	106,307	69,436	70,753	
BANGLADESH	1,742	504	218	448	-	-	
EGYPT	5,807,435	368,093	482,303	1,026,741	1,238,625	890,049	
INDIA	79,262	40	359	36	12	31	
IRAN	10,666,737	-	-	-	-	-	
IRAQ	13,152	-	-	-	-	-	
ISRAEL	11,357,075	146,289	237,975	720,345	781,630	412,327	
JORDAN	1,640,216	41,211	22,856	19,513	24,944	31,490	
KUWAIT	1,028,294	51,541	74,845	815,045	840,364	217,461	
LEBANON	550,123	1,995	323	1,307	4,883	3,627	
LIBYA	28,249	-	-	-	-	-	
MOROCCO	867,148	40,392	18,185	37,561	18,696	16,851	
NEPAL	387	64	795	2	1	6	
OMAN	83,508	6,115	42,017	5,782	7,414	8,840	
PAKISTAN	2,991,474	604,967	-	-	-	-	
QATAR	1,896	30	59	260	1,035	833	
SAUDI ARABIA	22,556,995	873,923	2,742,494	2,386,924	3,453,311	1,991,644	
SRI LANKA	1,345	406	-	-	5	19	
SYRIA	1	-	-	-	-	-	
TUNISIA	465,262	31,512	23,821	15,572	16,529	27,133	

TOTALS MAY NOT ADD DUE TO ROUNDING \* LESS THAN \$500

FOREIGN MILITARY SALES DELIVERIES

(DOLLARS IN THOUSANDS)

	<u>FY 1995</u>	<u>FY 1996</u>	<u>FY 1997</u>	<u>FY 1998</u>	<u>FY 1999</u>	<u>FY 1999</u>	<u>FY 1950</u>
<u>WORLDWIDE</u>	<u>11,939,819</u>	<u>11,574,216</u>	<u>19,134,158</u>	<u>13,490,301</u>	<u>15,880,953</u>	<u>246,704,549</u>	
<u>EAST ASIA AND PACIFIC</u>	<u>3,369,761</u>	<u>2,781,607</u>	<u>7,297,506</u>	<u>3,728,906</u>	<u>4,697,577</u>	<u>54,750,417</u>	
AUSTRALIA	308,233	229,045	196,522	343,623	276,624	9,073,309	
BRUNEI	-	17	-	47	17	494	
CAMBODIA	1,064	455	705	866	664	3,754	
CHINA	4,230	-	-	-	-	259,714	
FIJI	-	-	-	-	-	1,829	
INDOCHINA	-	-	-	-	-	8,542	
INDONESIA	11,485	10,942	13,399	5,212	8,912	705,674	
JAPAN	752,940	786,190	512,284	419,892	491,037	8,582,308	
KOREA (SEOUL)	441,897	342,228	483,208	955,848	600,696	8,447,879	
LAOS	-	-	14	732	385	1,131	
MALAYSIA	9,443	38,722	16,910	72,581	48,275	378,747	
MYANMAR	-	-	-	-	-	8,735	
NEW ZEALAND	14,698	11,686	16,369	10,879	8,909	335,511	
PAPUA NEW GUINEA	-	-	-	-	-	327	
REP OF PHILIPPINES	58,721	88,855	29,386	41,832	19,700	1,016,953	
SINGAPORE	58,612	80,398	133,042	236,072	561,863	2,223,904	
TAIWAN	1,352,657	852,576	5,696,155	1,489,671	2,532,026	19,797,874	
THAILAND	355,741	340,483	199,512	151,626	148,469	3,902,351	
TONGA	40	10	*	23	-	213	
VIETNAM	-	-	-	-	-	1,167	
<u>NEAR EAST AND SOUTH ASIA</u>	<u>6,437,174</u>	<u>5,241,548</u>	<u>8,141,166</u>	<u>6,690,440</u>	<u>5,692,059</u>	<u>113,285,565</u>	
ALGERIA	6	-	-	-	-	6,029	
BAHRAIN	39,585	39,855	67,504	62,690	49,852	1,106,313	
BANGLADESH	907	1,659	2,372	1,055	674	9,580	
EGYPT	1,536,482	1,112,411	1,180,694	584,493	468,047	14,695,373	
INDIA	24	12	9	48	-	79,834	
IRAN	-	-	-	-	-	10,666,737	
IRAQ	-	-	-	-	-	13,152	
ISRAEL	327,609	385,866	504,235	1,617,819	1,229,988	17,721,158	
JORDAN	47,046	15,704	58,260	48,587	48,699	1,998,525	
KUWAIT	476,326	627,540	1,390,668	324,842	325,249	6,172,175	
LEBANON	40,875	31,742	32,955	8,054	7,000	682,884	
LIBYA	-	-	-	-	-	28,249	
MOROCCO	22,172	21,563	11,331	7,251	4,728	1,065,876	
NEPAL	-	-	-	-	-	1,255	
OMAN	5,886	5,157	4,928	5,970	6,600	182,217	
PAKISTAN	-	4,241	101,146	37,079	-	3,738,906	
QATAR	349	512	430	633	415	6,453	
SAUDI ARABIA	3,568,019	2,853,543	4,660,138	3,959,086	3,445,147	52,491,223	
SRI LANKA	229	57	25	98	5	2,188	
SYRIA	-	-	-	-	-	1	
TUNISIA	26,682	19,072	12,046	5,623	8,578	651,830	

TOTALS MAY NOT ADD DUE TO ROUNDING

\* LESS THAN \$500

FOREIGN MILITARY SALES DELIVERIES (CONTINUED)

(DOLLARS IN THOUSANDS)

	FY 1990	FY 1991	FY 1992	FY 1993	FY 1994
<u>NEAR EAST AND SOUTH ASIA (CONTINUED)</u>					
UNITED ARAB EMIRATES	246,355	282,292	204,957	97,270	40,912
YEMEN	310,802	4,869	-	-	-
	<u>37,840,439</u>	<u>2,429,778</u>	<u>2,221,474</u>	<u>2,219,303</u>	<u>2,637,170</u>
ALBANIA	-	-	-	-	-
AUSTRIA	215,280	4,759	3,586	4,252	3,295
BELGIUM	2,223,344	155,170	32,021	12,197	18,675
BOSNIA-HERZEGOVINA	-	-	-	-	-
BULGARIA	-	-	-	-	-
CZECH REPUBLIC	-	-	-	-	-
DENMARK	1,339,636	32,566	39,418	47,851	21,052
ESTONIA	-	-	-	-	-
FINLAND	10,010	264	11,494	1,769	6,486
FRANCE	827,820	35,953	35,748	40,997	77,773
GEORGIA	-	-	-	-	-
GERMANY	9,547,980	476,006	510,382	356,263	152,134
GREECE	2,355,461	123,862	162,944	226,111	235,961
HUNGARY	-	-	-	128	2,759
ICELAND	544	-	-	-	-
IRELAND	892	*	-	33	14
ITALY	1,199,099	61,146	52,138	72,395	181,439
KAZAKHSTAN	-	-	-	-	-
LATVIA	-	-	-	-	-
LITHUANIA	-	-	-	-	-
LUXEMBOURG	7,500	182	162	331	365
MACEDONIA (FYROM)	-	-	-	-	-
MALTA	-	73	50	8	55
MOLDOVA	-	-	-	-	-
NETHERLANDS	4,088,344	386,624	236,462	113,559	139,557
NORWAY	1,826,939	72,610	36,036	29,088	18,927
POLAND	-	-	-	-	-
PORTUGAL	262,296	39,540	89,313	81,861	228,197
ROMANIA	-	-	-	-	-
SLOVAKIA	-	-	-	-	-
SLOVENIA	-	-	-	-	-
SPAIN	3,489,414	155,314	138,350	202,867	403,425
SWEDEN	210,600	3,257	2,494	70,286	13,663
SWITZERLAND	1,131,692	11,966	13,925	19,995	19,770
TURKEY	3,677,774	626,575	703,369	755,811	937,019
UKRAINE	-	-	-	-	-
UNITED KINGDOM	5,344,366	243,000	153,583	183,499	176,606
UZBEKISTAN	-	-	-	-	-
YUGOSLAVIA	81,446	912	-	-	-

TOTALS MAY NOT ADD DUE TO ROUNDING

\* LESS THAN \$500

FOREIGN MILITARY SALES DELIVERIES (CONTINUED)  
(DOLLARS IN THOUSANDS)

FY 1995	FY 1996	FY 1997	FY 1998	FY 1999	FY 1999	FY 1950
344,978	122,614	114,426	27,112	96,205	1,643,777	UNITED ARAB EMIRATES
-	-	-	-	870	321,830	YEMEN
<u>1,775,075</u>	<u>2,949,458</u>	<u>3,406,160</u>	<u>2,650,518</u>	<u>5,203,602</u>	<u>66,155,743</u>	EUROPE
2	*	894	586	746	2,229	ALBANIA
3,108	3,163	74,105	22,209	6,105	346,858	AUSTRIA
7,885	157,833	109,592	193,849	250,035	3,310,111	BELGIUM
-	-	-	5	614	619	BOSNIA-HERZEGOVINA
-	*	-	79	2,298	2,377	BULGARIA
-	234	550	2,404	1,256	4,444	CZECH REPUBLIC
53,956	92,133	49,035	159,079	158,508	2,028,598	DENMARK
15	268	365	580	314	1,542	ESTONIA
164,958	251,881	48,283	165,581	106,243	767,951	FINLAND
65,000	55,458	94,549	44,899	249,443	1,636,171	FRANCE
-	-	-	-	19	19	GEORGIA
236,163	377,692	211,286	190,856	266,908	12,692,085	GERMANY
220,663	210,073	717,413	414,397	577,631	5,358,059	GREECE
4,509	3,155	116	2,090	1,564	14,322	HUNGARY
-	-	*	1	11	556	ICELAND
5	40	*	-	*	989	IRELAND
53,852	76,701	50,963	43,061	105,818	1,957,897	ITALY
-	-	-	-	21	21	KAZAKHSTAN
4	319	64	1,140	407	1,935	LATVIA
-	355	159	740	1,363	2,617	LITHUANIA
69	573	6,562	1,152	1,805	18,795	LUXEMBOURG
-	-	349	1,940	4,671	6,961	MACEDONIA (FYROM)
16	2	-	-	-	204	MALTA
-	-	-	3	644	648	MOLDOVA
157,367	396,725	173,876	346,729	327,869	6,763,703	NETHERLANDS
25,275	134,758	98,101	129,115	220,091	2,707,565	NORWAY
-	533	174	2,027	2,124	4,858	POLAND
89,739	18,838	71,090	22,579	12,806	987,838	PORTUGAL
-	14	5,828	1,887	1,427	9,157	ROMANIA
*	-	9	1,118	983	2,109	SLOVAKIA
-	-	20	174	133	327	SLOVENIA
192,928	419,353	219,525	135,505	330,285	6,093,267	SPAIN
3,664	18,482	20,674	8,652	3,385	359,116	SWEDEN
13,188	95,296	56,885	106,897	834,229	2,321,385	SWITZERLAND
374,425	482,850	1,167,109	541,204	1,575,407	11,602,344	TURKEY
-	-	-	35	194	229	UKRAINE
108,286	152,727	228,586	109,945	158,218	7,064,110	UNITED KINGDOM
-	-	-	-	25	25	UZBEKISTAN
-	-	-	-	-	83,704	YUGOSLAVIA

NEAR EAST AND SOUTH ASIA (CONTINUED)

\* LESS THAN \$500

TOTALS MAY NOT ADD DUE TO ROUNDING

FOREIGN MILITARY SALES DELIVERIES (CONTINUED)

(DOLLARS IN THOUSANDS)

	FY 1989	FY 1990	FY 1991	FY 1992	FY 1993	FY 1994
AFRICA	1,032,843	47,180	33,882	28,091	15,965	16,266
BENIN	*	-	-	*	45	32
BOTSWANA	9,921	1,384	523	1,184	855	800
BURUNDI	-	-	-	21	44	*
CAMEROON	31,211	144	293	417	788	163
CAPE VERDE	915	23	11	1,250	116	88
CENTRAL AFRICAN REP	385	27	21	1	16	88
CHAD	9,387	3,664	6,428	1,952	3,686	995
COMOROS	-	-	-	-	14	66
CONGO (BRAZZAVILLE)	-	-	-	10	4	-
CONGO (KINSHASA)	122,094	6,894	4,523	-	-	-
DJIBOUTI	6,864	350	752	2,096	677	875
EQUATORIAL GUINEA	92	106	40	180	1,091	-
ERITREA	-	-	-	-	-	-
ETHIOPIA	86,561	-	-	-	-	160
GABON	5,655	10	*	1	34	27
GAMBIA	51	28	354	428	25	434
GHANA	524	4	*	*	4	51
GUINEA	2,595	3,438	530	85	1,450	60
GUINEA-BISSAU	183	158	128	90	22	173
IVORY COAST	206	17	50	198	751	367
KENYA	179,692	15,557	6,668	15,263	821	7,331
LESOTHO	-	-	-	-	*	1
LIBERIA	41,303	3,392	-	-	-	-
MADAGASCAR	1,995	434	29	663	186	92
MALAWI	2,046	199	1,636	155	92	59
MALI	155	-	16	72	37	88
MAURITANIA	499	177	286	-	-	-
MAURITIUS	-	-	-	-	-	-
MOZAMBIQUE	-	-	-	-	-	-
NAMIBIA	-	-	-	39	-	-
NIGER	10,567	924	685	-	251	213
NIGERIA	61,695	1,304	663	1,021	686	369
RWANDA	1,232	170	84	43	505	79
SAO TOME & PRINCIPE	11	115	19	*	17	47
SENEGAL	7,392	234	1,069	250	17	10
SEYCHELLES	-	-	27	167	32	24
SIERRA LEONE	1,211	87	559	607	531	285
SOMALIA	135,163	8,328	8,353	-	-	-
SOUTH AFRICA	3,149	-	-	-	-	-
SUDAN	309,803	-	-	-	-	-
TANZANIA	-	-	-	-	-	-
TOGO	284	11	1	9	31	32
UGANDA	-	-	84	40	196	-
ZAMBIA	-	-	51	31	-	-
ZIMBABWE	-	-	-	1	48	265

TOTALS MAY NOT ADD DUE TO ROUNDING

\* LESS THAN \$500

FOREIGN MILITARY SALES DELIVERIES (CONTINUED)

(DOLLARS IN THOUSANDS)

	FY 1995	FY 1996	FY 1997	FY 1998	FY 1999	FY 1999	FY 1950
AFRICA	13,964	25,632	10,811	12,566	10,785	1,247,985	
BENIN	54	29	159	10	8	337	
BOTSWANA	1,312	2,227	603	488	391	19,686	
BURUNDI	-	*	-	*	-	65	
CAPE VERDE	46	13,623	188	15	2	46,890	
CENTRAL AFRICAN REP	6	21	186	3	1	2,620	
CHAD	19	1	18	-	*	575	
COMOROS	3,035	349	120	431	1,409	31,457	
CONGO (BRAZZAVILLE)	-	-	-	-	-	80	
CONGO (KINSHASA)	-	-	-	-	-	13	
DJIBOUTI	399	283	49	359	241	133,511	
EQUATORIAL GUINEA	-	-	-	-	-	1,509	
ERITREA	139	54	1,403	319	13	1,928	
ETHIOPIA	476	818	756	554	462	89,788	
GABON	178	33	22	-	34	5,994	
GAMBIA	-	-	-	-	-	1,320	
GHANA	573	402	109	5	987	2,659	
GUINEA	4	-	-	336	61	8,560	
GUINEA-BISSAU	248	237	1,058	184	5	2,487	
IVORY COAST	28	88	13	236	201	2,157	
KENYA	5,848	4,137	2,057	3,942	1,972	243,286	
LESOTHO	*	1	2	1	*	5	
LIBERIA	-	-	-	-	-	44,695	
MADAGASCAR	186	105	137	10	45	3,883	
MALAWI	89	89	239	124	368	5,096	
MALI	19	27	21	54	965	1,454	
MAURITANIA	-	-	-	-	-	962	
MAURITIUS	1	215	356	5	-	578	
MOZAMBIQUE	-	*	37	22	2	61	
NAMIBIA	371	691	282	464	467	2,778	
NIGER	142	1,561	-	-	-	15,956	
NIGERIA	1	*	*	*	-	64,290	
RWANDA	-	-	-	*	449	2,000	
SAO TOME & PRINCIPE	-	-	4	-	7	432	
SENEGAL	523	318	1,183	3,913	1,014	23,342	
SEYCHELLES	18	2	154	54	*	478	
SIERRA LEONE	68	15	19	19	-	3,400	
SOMALIA	-	-	-	-	*	151,844	
SOUTH AFRICA	-	9	614	421	371	4,563	
SUDAN	-	-	-	-	-	309,803	
TANZANIA	3	-	-	-	-	76	
TOGO	-	-	-	-	-	615	
UGANDA	*	64	920	451	1,256	2,773	
ZAMBIA	170	153	78	2	12	428	
ZIMBABWE	9	77	22	145	40	607	

TOTALS MAY NOT ADD DUE TO ROUNDING

\* LESS THAN \$500

FOREIGN MILITARY SALES DELIVERIES (CONTINUED)

(DOLLARS IN THOUSANDS)

	FY 1950	FY 1989	FY 1990	FY 1991	FY 1992	FY 1993	FY 1994
WESTERN HEMISPHERE	5,675,765	360,969	353,670	403,179	422,237	339,958	
ANTIGUA & BARBUDA	2,766	823	566	351	369	510	
ARGENTINA	198,775	2,730	4,454	4,164	5,078	6,794	
BAHAMAS	-	-	-	-	-	-	
BARBADOS	538	321	323	164	603	539	
BELIZE	1,743	352	164	299	535	525	
BOLIVIA	10,446	2,634	659	1,638	63	1	
BOLIVIA - INTL NARC	-	260	11,618	20,378	17,917	12,298	
BRAZIL	386,509	30,206	24,604	65,937	25,518	25,155	
CANADA	2,499,114	119,034	164,456	122,503	229,755	169,066	
CHILE	171,971	708	530	3,841	3,968	4,247	
COLOMBIA	128,262	37,288	8,870	18,327	11,845	19,171	
COLOMBIA - INTL NARC	-	24	7,117	29,937	35,601	29,445	
COSTA RICA	26,521	659	1,063	495	200	597	
CUBA	4,510	-	-	-	-	-	
DOMINICA	2,087	529	107	256	301	510	
DOMINICAN REPUBLIC	23,516	1,638	1,211	1,127	1,050	1,108	
ECUADOR	128,953	7,324	3,745	6,912	4,550	2,526	
ECUADOR - INTL NARC	-	16	16	321	592	876	
EL SALVADOR	573,903	81,503	54,508	63,007	40,274	25,908	
GRENADA	5,691	618	266	479	521	537	
GUATEMALA	45,595	6,042	7,184	-	-	-	
GUYANA	-	-	-	-	-	-	
HAITI	2,942	161	297	-	-	-	
HONDURAS	283,977	27,849	25,481	20,144	12,081	11,393	
JAMAICA	19,566	1,043	1,214	2,336	2,105	1,552	
MEXICO	141,365	12,562	6,886	12,627	4,677	5,924	
NICARAGUA	5,205	-	-	-	-	-	
PANAMA	24,092	3,217	2,173	1,846	1,878	1,277	
PARAGUAY	971	-	11	16	16	10	
PERU	182,501	2,159	2,018	3,502	-	-	
PERU - INTL NARC	-	-	238	2,299	-	-	
ST KITTS AND NEVIS	2,457	379	378	347	411	530	
ST LUCIA	1,880	262	143	366	363	719	
ST VINCENT + GREN.	1,620	377	142	317	335	505	
SURINAME	1	-	-	-	-	-	
TRINIDAD + TOBAGO	121	-	151	464	102	107	
URUGUAY	23,026	751	621	2,979	414	967	
VENEZUELA	775,143	19,515	22,456	15,798	21,117	17,160	
NON REGIONAL	-	-	-	-	-	-	
UNDHA	-	-	-	-	-	-	
INTERNATL. ORG. AND VARIOUS	1,516,886	66,239	84,159	54,227	49,665	54,754	

TOTALS MAY NOT ADD DUE TO ROUNDING \* LESS THAN \$500

FOREIGN MILITARY SALES DELIVERIES (CONTINUED)  
(DOLLARS IN THOUSANDS)

FY 1995	FY 1996	FY 1997	FY 1998	FY 1999	FY 1999	FY 1950
288,221	495,111	211,561	307,084	222,816	9,080,570	WESTERN HEMISPHERE
739	154	140	341	176	6,933	ANTIGUA & BARBUDA
11,571	12,649	5,737	7,298	10,362	269,612	ARGENTINA
363	495	252	276	18	4,141	BAHAMAS
119	314	314	67	169	4,600	BARBADOS
*	378	3	396	58	16,277	BELIZE
15,356	8,924	6,172	6,514	4,257	103,693	BOLIVIA - INTL NARC
24,463	169,103	37,611	43,560	35,148	867,814	BRAZIL
127,645	164,044	84,260	118,890	98,877	3,897,644	CANADA
4,272	2,424	2,370	2,110	2,742	199,184	CHILE
30,963	44,699	21,048	67,680	18,755	406,908	COLOMBIA
25,635	18,614	5,296	8,163	5,390	165,221	COLOMBIA - INTL NARC
155	928	120	138	37	30,912	COSTA RICA
559	182	52	307	222	4,510	CUBA
1,060	418	470	324	154	5,112	DOMINICA
1,418	1,503	1,211	1,761	1,315	32,075	DOMINICAN REPUBLIC
205	154	45	277	357	161,217	ECUADOR
17,065	16,889	5,936	5,585	2,941	2,844	ECUADOR - INTL NARC
654	406	173	497	116	887,519	EL SALVADOR
22	10	47	-	-	9,958	GUATEMALA
-	2,063	1,924	3	67	58,821	GUYANA
-	17,212	3,703	606	518	148	HAITI
3,993	2,332	614	3,900	3,329	8,511	HONDURAS
1,511	4,430	9,527	2,722	136	413,062	JAMAICA
2,060	-	*	-	1,799	33,002	MEXICO
523	146	195	16	48	204,580	NICARAGUA
8	11	16	193	30	5,205	PANAMA
-	125	252	1,013	1,943	35,411	PARAGUAY
-	885	899	928	310	1,283	PERU
486	228	22	216	150	193,514	PERU - INTL NARC
599	609	174	234	201	5,558	ST KITTS AND NEVIS
552	1,366	159	289	253	5,605	ST LUCIA
-	-	-	-	-	5,551	ST VINCENT + GREN.
1,149	164	178	388	563	5,914	SURINAME
1,411	1,925	1,177	902	398	1	TRINIDAD + TOBAGO
13,667	21,326	21,464	30,853	31,710	34,570	URUGUAY
-	-	-	-	-	990,209	VENEZUELA
-	-	-	*	2	-	NON REGIONAL
-	-	-	*	2	-	UNDHA
55,624	80,859	66,954	100,788	54,112	2,184,267	INTERNATI. ORG. AND VARIOUS

TOTALS MAY NOT ADD DUE TO ROUNDING \* LESS THAN \$500

FOREIGN MILITARY CONSTRUCTION SALES DELIVERIES

(DOLLARS IN THOUSANDS)

	FY 1950	FY 1989	FY 1990	FY 1991	FY 1992	FY 1993	FY 1994
WORLDWIDE		15,245,159	347,754	413,155	335,131	352,447	269,033
EAST ASIA AND PACIFIC	1	-	-	-	-	383	151
CAMBODIA	-	-	-	-	-	-	-
KOREA (SEOUL)	1	-	-	-	-	-	-
SINGAPORE	-	-	-	-	-	-	-
TAIWAN	-	-	-	-	-	383	151
THAILAND	-	-	-	-	-	-	-
NEAR EAST AND SOUTH ASIA		15,156,163	337,983	401,696	326,908	298,700	234,584
BAHRAIN		14,862	2,693	726	332	1,063	527
EGYPT		80,696	72,197	91,963	66,850	124,034	139,210
IRAN		594	-	-	-	-	-
ISRAEL		2,581	-	-	-	-	-
JORDAN		985	-	-	-	-	-
KUWAIT		970	-	35,619	43,401	52,471	3,555
LIBYA		1,344	-	-	-	-	-
MOROCCO		-	-	-	-	-	-
OMAN		1,511	-	-	-	-	-
SAUDI ARABIA		15,052,618	263,093	273,388	216,326	121,134	91,291
YEMEN	2	-	-	-	-	-	-
EUROPE		8,150	2	7	939	43,819	25,082
FRANCE	29	-	-	-	-	-	-
GERMANY	-	7,867	-	-	939	113	18
GREECE	-	-	2	7	-	-	-
UNITED KINGDOM	254	-	-	-	-	43,706	25,064
AFRICA		27,563	1,308	724	584	423	1,738
BOTSWANA	-	-	-	-	9	5	2
BURUNDI	-	-	-	-	-	-	*
CAMEROON	-	-	-	-	-	*	82
CAPE VERDE	-	-	-	-	9	3	2
CENTRAL AFRICAN REP	43	-	36	5	-	44	37
CHAD	-	-	-	-	-	-	-
DJIBOUTI	2	-	13	27	58	46	321
EQUATORIAL GUINEA	-	-	-	*	7	12	-
ERITREA	-	-	-	-	-	-	-
ETHIOPIA	-	-	-	-	-	-	-
GABON	-	-	-	13	17	*	134
GAMBIA	53	-	4	11	9	*	1
GHANA	264	118	118	1	4	1	2
GUINEA	-	41	41	45	9	14	1
IVORY COAST	119	227	227	111	185	6	1
KENYA	34	11	11	13	*	*	-
LESOTHO	-	-	-	-	-	5	23

TOTALS MAY NOT ADD DUE TO ROUNDING \* LESS THAN \$500

FOREIGN MILITARY CONSTRUCTION SALES DELIVERIES

(DOLLARS IN THOUSANDS)

	FY 1995	FY 1996	FY 1997	FY 1998	FY 1999	FY 1999	FY 1950
	218,223	141,460	97,684	381,506	187,665	17,989,216	
	-	6	326	50	32	949	
	-	-	36	12	-	48	
	-	-	-	-	-	1	
	-	6	290	38	*	334	
	-	-	-	-	-	533	
	-	-	-	-	32	32	
	199,427	106,827	83,359	375,897	152,917	17,674,462	
	265	168	264	30	25	20,955	
	82,980	57,012	45,569	27,303	61,946	849,761	
	-	-	-	-	-	594	
	-	-	-	-	-	2,581	
	-	-	-	-	-	985	
	8,220	585	488	15	2,435	147,758	
	-	-	-	-	-	1,344	
	*	11	3	49	63	126	
	-	-	-	-	-	1,511	
	107,961	49,051	37,035	348,499	88,449	16,648,844	
	-	-	-	-	-	2	
	4,282	27,244	6,830	584	29,845	146,784	
	-	-	-	-	-	29	
	4,262	27,244	422	584	28,235	69,683	
	-	-	-	-	-	9	
	20	-	6,408	*	1,609	77,062	
	523	1,124	1,207	826	1,051	37,072	
	5	4	57	90	10	180	
	-	*	-	3	-	4	
	80	62	70	315	56	664	
	3	33	2	113	40	205	
	9	1	*	*	1	177	
	*	20	6	13	2	41	
	7	95	160	7	2	738	
	-	-	-	-	-	19	
	6	111	243	31	410	802	
	5	161	6	15	3	189	
	-	-	-	-	-	164	
	-	-	-	-	-	77	
	162	5	105	13	186	861	
	-	-	-	-	-	110	
	2	41	24	106	12	834	
	-	3	390	2	3	457	
	3	39	67	20	2	159	

WORLDWIDE

EAST ASIA AND PACIFIC

CAMBODIA  
KOREA (SEOUL)  
SINGAPORE  
TAIWAN  
THAILAND

NEAR EAST AND SOUTH ASIA

BAHRAIN  
EGYPT  
IRAN  
ISRAEL  
JORDAN  
KUWAIT  
LIBYA  
MOROCCO  
OMAN  
SAUDI ARABIA  
YEMEN

EUROPE

FRANCE  
GERMANY  
GREECE  
UNITED KINGDOM

AFRICA

BOTSWANA  
BURUNDI  
CAMEROON  
CAPE VERDE  
CENTRAL AFRICAN REP  
CHAD  
DJIBOUTI  
EQUATORIAL GUINEA  
ERITREA  
ETHIOPIA  
GABON  
GAMBIA  
GHANA  
GUINEA  
IVORY COAST  
KENYA  
LESOTHO

TOTALS MAY NOT ADD DUE TO ROUNDING \* LESS THAN \$500

FOREIGN MILITARY CONSTRUCTION SALES DELIVERIES (CONTINUED)

(DOLLARS IN THOUSANDS)

	FY 1950	FY 1989	FY 1990	FY 1991	FY 1992	FY 1993	FY 1994
<u>AFRICA (CONTINUED)</u>							
LIBERIA	7,136	-	164	-	-	-	-
MADAGASCAR	3	39	121	-	-	13	1
MALAWI	210	14	1	14	-	11	*
MALI	32	-	-	-	6	6	64
MAURITANIA	269	2	54	2	-	-	-
NIGER	304	243	178	243	85	181	987
RWANDA	62	1	4	1	20	12	6
SENEGAL	1,757	194	258	194	159	59	35
SEYCHELLES	-	-	-	-	-	-	-
SIERRA LEONE	451	2	69	2	7	1	41
SOMALIA	339	*	10	-	-	-	-
SUDAN	16,484	-	-	-	-	-	-
TOGO	-	-	-	-	2	1	-
UGANDA	-	-	-	-	-	-	-
<u>WESTERN HEMISPHERE</u>	53,282	10,728	8,460	10,728	6,700	9,121	7,477
ANTIGUA & BARBUDA	-	-	-	-	-	-	-
BARBADOS	-	-	-	-	-	246	80
BOLIVIA - INTL NARC	-	1,929	-	-	1,750	1,957	1,441
CANADA	519	-	-	-	-	-	-
COLOMBIA	-	-	-	-	-	35	209
COLOMBIA - INTL NARC	-	5	-	5	316	2,065	2,024
COSTA RICA	631	1	3	1	-	-	117
ECUADOR - INTL NARC	-	-	-	-	-	-	-
EL SALVADOR	34,750	3,664	5,237	3,664	2,074	2,390	2,338
GUATEMALA	8	1,926	87	1,926	-	-	-
HONDURAS	10,093	3,202	3,134	3,202	2,560	2,421	1,269
MEXICO	7,203	-	-	-	-	-	-
ST VINCENT + GREN.	78	-	-	-	-	8	-
<u>NON REGIONAL</u>	-	-	-	-	-	-	-
UNDHA	-	-	-	-	-	-	-

TOTALS MAY NOT ADD DUE TO ROUNDING \* LESS THAN \$500

FOREIGN MILITARY CONSTRUCTION SALES DELIVERIES (CONTINUED)

(DOLLARS IN THOUSANDS)

FY 1995	FY 1996	FY 1997	FY 1998	FY 1999	FY 1950 FY 1999
-	-	-	-	-	7,300
-	-	-	-	-	177
39	*	*	*	203	479
4	*	*	-	1	113
-	-	-	-	-	326
135	383	-	-	-	2,496
-	-	-	2	-	107
13	123	50	92	115	2,856
13	*	15	4	-	32
37	-	-	-	-	608
-	-	-	-	-	350
-	-	-	-	-	16,484
-	-	-	-	-	2
*	42	11	*	6	60
13,992	6,259	5,963	4,148	3,761	129,890
-	20	-	-	38	58
13	45	44	238	-	665
2,100	1,334	777	521	153	11,962
-	-	-	-	-	519
1,644	61	107	547	408	3,011
2,515	565	1,640	585	157	9,871
-	-	-	-	-	752
67	14	896	68	15	1,060
2,115	2,284	1,126	1,431	1,660	59,068
-	-	-	-	-	2,021
5,537	1,936	1,374	759	1,330	33,614
-	-	-	-	-	7,203
-	-	-	-	-	85
-	-	-	*	59	59
-	-	-	*	59	59

AFRICA (CONTINUED)

LIBERIA  
MADAGASCAR  
MALAWI  
MALI  
MAURITANIA  
NIGER  
RWANDA  
SENEGAL  
SEYCHELLES  
SIERRA LEONE  
SOMALIA  
SUDAN  
TOGO  
UGANDA

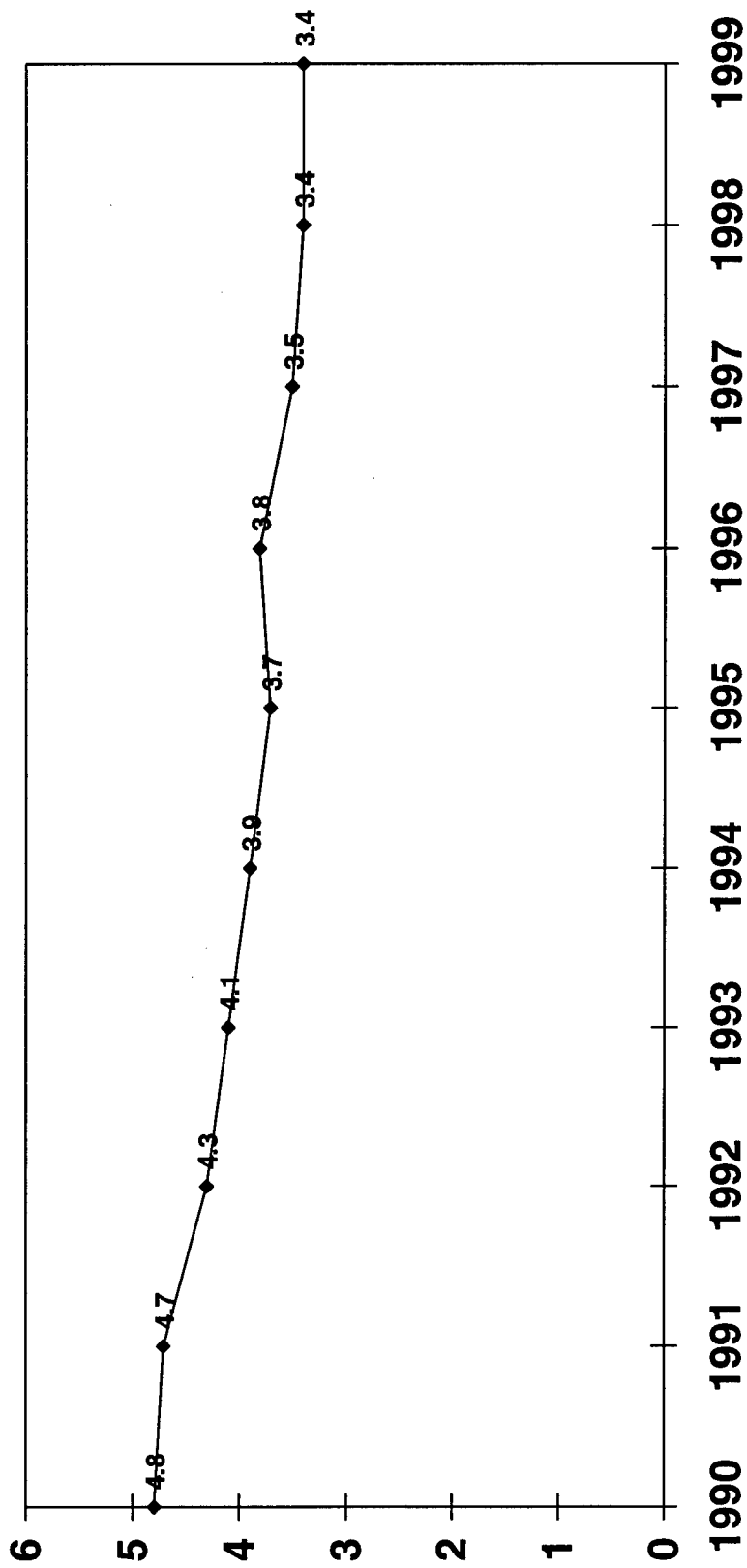
WESTERN HEMISPHERE  
ANTIGUA & BARBUDA  
BARBADOS  
BOLIVIA - INTL NARC  
CANADA  
COLOMBIA  
COLOMBIA - INTL NARC  
COSTA RICA  
ECUADOR - INTL NARC  
EL SALVADOR  
GUATEMALA  
HONDURAS  
MEXICO  
ST VINCENT + GREN.

NON REGIONAL  
UNDHA

TOTALS MAY NOT ADD DUE TO ROUNDING \* LESS THAN \$500

PAGE INTENTIONALLY LEFT BLANK

# FOREIGN MILITARY FINANCING PROGRAM (Dollars in Billions)



FOREIGN MILITARY FINANCING PROGRAM

(DOLLARS IN THOUSANDS)

	FY 1989	FY 1990	FY 1991	FY 1992	FY 1993	FY 1994
<u>WORLDWIDE</u>						
PAYMENT WAIVED	61,746,029	4,757,992	4,693,363	4,274,476	4,123,705	3,917,203
DOD DIRECT	24,027,427	4,353,738	4,215,418	3,929,476	3,268,505	3,147,703
DOD GUARANTY	9,910,102	404,254	477,945	345,000	855,200	769,500
	27,808,500	-	-	-	-	-
<u>EAST ASIA AND PACIFIC</u>						
PAYMENT WAIVED	4,605,749	143,412	210,543	25,000	15,000	750
DOD DIRECT	-	143,412	185,543	25,000	15,000	750
DOD GUARANTY	1,098,949	-	25,000	-	-	-
	3,506,800	-	-	-	-	-
AUSTRALIA	115,586	-	-	-	-	-
DOD DIRECT	115,586	-	-	-	-	-
CAMBODIA	-	-	-	-	-	750
PAYMENT WAIVED	-	-	-	-	-	750
FIJI	-	-	-	-	-	-
PAYMENT WAIVED	-	-	-	-	-	-
INDONESIA	352,340	-	25,000	-	-	-
DOD DIRECT	59,140	-	25,000	-	-	-
DOD GUARANTY	293,200	-	-	-	-	-
JAPAN	34,772	-	-	-	-	-
DOD DIRECT	34,772	-	-	-	-	-
KOREA (SEOUL)	2,348,573	-	-	-	-	-
DOD DIRECT	454,390	-	-	-	-	-
DOD GUARANTY	1,894,183	-	-	-	-	-
LAOS	-	-	-	-	-	-
PAYMENT WAIVED	-	-	-	-	-	-
MALAYSIA	176,910	-	-	-	-	-
DOD DIRECT	38,071 A/	-	-	-	-	-
DOD GUARANTY	138,838	-	-	-	-	-
NEW ZEALAND	1,492	-	-	-	-	-
DOD DIRECT	1,492	-	-	-	-	-
REP OF PHILIPPINES	344,100	140,395	185,543	25,000	15,000	-
PAYMENT WAIVED	-	140,395	185,543 B/	25,000	15,000	-
DOD DIRECT	8,600 A/	-	-	-	-	-
DOD GUARANTY	335,500	-	-	-	-	-

TOTALS MAY NOT ADD DUE TO ROUNDING

\* LESS THAN \$500

FOREIGN MILITARY FINANCING PROGRAM

(DOLLARS IN THOUSANDS)

FY 1995	FY 1996	FY 1997 C/	FY 1998	FY 1999	FY 1950 FY 1999	
3,712,246	3,836,343	3,530,286	3,419,707	3,370,240	101,381,590	D/ WORLDWIDE
3,154,561	3,292,343	3,232,786	3,319,707	3,370,240	59,311,904	PAYMENT WAIVED
557,685	544,000	297,500	100,000	-	14,261,186	DOD DIRECT
-	-	-	-	-	27,808,500	DOD GUARANTY
1,300	2,500	1,000	-	1,500	5,006,754	EAST ASIA AND PACIFIC
1,300	2,500	1,000	-	1,500	376,005	PAYMENT WAIVED
-	-	-	-	-	1,123,949	DOD DIRECT
-	-	-	-	-	3,506,800	DOD GUARANTY
-	-	-	-	-	115,586	AUSTRALIA
-	-	-	-	-	115,586	DOD DIRECT
1,300	2,000	1,000	-	-	5,050	CAMBODIA
1,300	2,000	1,000	-	-	5,050	PAYMENT WAIVED
-	-	-	-	500	500	FIJI
-	-	-	-	500	500	PAYMENT WAIVED
-	-	-	-	-	377,340	INDONESIA
-	-	-	-	-	84,140	DOD DIRECT
-	-	-	-	-	293,200	DOD GUARANTY
-	-	-	-	-	34,772	JAPAN
-	-	-	-	-	34,772	DOD DIRECT
-	-	-	-	-	2,348,573	KOREA (SEOUL)
-	-	-	-	-	454,390	DOD DIRECT
-	-	-	-	-	1,894,183	DOD GUARANTY
-	500	-	-	-	500	LAOS
-	500	-	-	-	500	PAYMENT WAIVED
-	-	-	-	-	176,910	MALAYSIA
-	-	-	-	-	38,071	DOD DIRECT
-	-	-	-	-	138,838	DOD GUARANTY
-	-	-	-	-	1,492	NEW ZEALAND
-	-	-	-	-	1,492	DOD DIRECT
-	-	-	-	1,000	711,038	REP OF PHILIPPINES
-	-	-	-	1,000	366,938	PAYMENT WAIVED
-	-	-	-	-	8,600	DOD DIRECT
-	-	-	-	-	335,500	DOD GUARANTY

TOTALS MAY NOT ADD DUE TO ROUNDING

\* LESS THAN \$500

FOREIGN MILITARY FINANCING PROGRAM (CONTINUED)

(DOLLARS IN THOUSANDS)

	<u>FY 1950</u>	<u>FY 1989</u>	<u>FY 1990</u>	<u>FY 1991</u>	<u>FY 1992</u>	<u>FY 1993</u>	<u>FY 1994</u>
<u>EAST ASIA AND PACIFIC (CONTINUED)</u>							
SINGAPORE	17,221	-	-	-	-	-	-
DOD GUARANTY	17,221	-	-	-	-	-	-
TAIWAN	547,726	-	-	-	-	-	-
DOD DIRECT	187,866	-	-	-	-	-	-
DOD GUARANTY	359,860	-	-	-	-	-	-
THAILAND	667,030	3,017	-	-	-	-	-
PAYMENT WAIVED	-	3,017	-	-	-	-	-
DOD DIRECT	199,031	-	-	-	-	-	-
DOD GUARANTY	467,999	-	-	-	-	-	-
<u>NEAR EAST AND SOUTH ASIA</u>	<u>43,938,773</u>	<u>3,411,518</u>	<u>3,172,600</u>	<u>3,153,500</u>	<u>3,152,500</u>	<u>3,152,500</u>	<u>3,109,000</u>
PAYMENT WAIVED	23,383,700	3,411,518	3,162,600	3,153,500	3,152,500	3,152,500	3,109,000
DOD DIRECT	3,575,294	-	10,000	-	-	-	-
DOD GUARANTY	16,979,779	-	-	-	-	-	-
BAHRAIN	-	-	-	1,000	1,000	500	-
PAYMENT WAIVED	-	-	-	1,000	1,000	500	-
BANGLADESH	-	-	-	-	-	-	-
PAYMENT WAIVED	-	-	-	-	-	-	-
EGYPT E/	11,959,100	1,294,410	1,300,000	1,300,000	1,300,000	1,300,000	1,300,000
PAYMENT WAIVED	7,409,100	1,294,410	1,300,000	1,300,000	1,300,000	1,300,000	1,300,000
DOD GUARANTY	4,550,000	-	-	-	-	-	-
INDIA	27,310	-	-	-	-	-	-
DOD DIRECT	27,310	-	-	-	-	-	-
IRAN	496,407	-	-	-	-	-	-
DOD DIRECT	175,705	-	-	-	-	-	-
DOD GUARANTY	320,701	-	-	-	-	-	-
ISRAEL E/F/	26,826,844	1,792,260	1,800,000	1,800,000	1,800,000	1,800,000	1,800,000
PAYMENT WAIVED	15,622,600	1,792,260	1,800,000	1,800,000	1,800,000	1,800,000	1,800,000
DOD DIRECT	1,667,103	-	-	-	-	-	-
DOD GUARANTY	9,537,142	-	-	-	-	-	-
JORDAN	887,685	67,794	20,000	20,000	20,000	9,000	9,000
PAYMENT WAIVED	10,000	67,794	20,000	20,000	20,000	9,000	9,000
DOD DIRECT	227,048	-	-	-	-	-	-
DOD GUARANTY	650,637	-	-	-	-	-	-

TOTALS MAY NOT ADD DUE TO ROUNDING \* LESS THAN \$500

FOREIGN MILITARY FINANCING PROGRAM (CONTINUED)  
(DOLLARS IN THOUSANDS)

FY 1995	FY 1996	FY 1997	FY 1998	FY 1999	FY 1999	FY 1950
-	-	-	-	-	-	17,221
-	-	-	-	-	-	17,221
-	-	-	-	-	-	547,726
-	-	-	-	-	-	187,866
-	-	-	-	-	-	359,860
-	-	-	-	-	-	670,047
-	-	-	-	-	-	3,017
-	-	-	-	-	-	199,031
-	-	-	-	-	-	467,999
3,107,300	3,200,300	3,130,045	3,152,050	3,263,200	75,790,786	
3,107,300	3,200,300	3,130,045	3,152,050	3,263,200	55,225,713	
-	-	-	-	-	-	3,585,294
-	-	-	-	-	-	16,979,779
-	-	-	-	-	-	1,500
-	-	-	-	-	-	1,500
-	-	-	1,250	800	2,050	
-	-	-	1,250	800	2,050	
1,300,000	1,300,000	1,300,000	1,300,000	1,300,000	24,953,510	
1,300,000	1,300,000	1,300,000	1,300,000	1,300,000	20,403,510	
-	-	-	-	-	-	4,550,000
-	-	-	-	-	-	27,310
-	-	-	-	-	-	27,310
-	-	-	-	-	-	496,407
-	-	-	-	-	-	175,705
-	-	-	-	-	-	320,701
1,800,000	1,800,000	1,800,000	1,800,000	1,860,000	44,879,104	
1,800,000	1,800,000	1,800,000	1,800,000	1,860,000	33,674,860	
-	-	-	-	-	-	1,667,103
-	-	-	-	-	-	9,537,142
7,300	100,300	30,045	50,000	95,900	1,297,024	
7,300	100,300	30,045	50,000	95,900	419,339	
-	-	-	-	-	-	227,048
-	-	-	-	-	-	650,637

EAST ASIA AND PACIFIC (CONTINUED)

SINGAPORE  
DOD GUARANTY

TAIWAN  
DOD DIRECT  
DOD GUARANTY

THAILAND  
PAYMENT WAIVED  
DOD DIRECT  
DOD GUARANTY

NEAR EAST AND SOUTH ASIA  
PAYMENT WAIVED  
DOD DIRECT  
DOD GUARANTY

BAHRAIN  
PAYMENT WAIVED

BANGLADESH  
PAYMENT WAIVED

EGYPT E/  
PAYMENT WAIVED  
DOD GUARANTY

INDIA  
DOD DIRECT

IRAN  
DOD DIRECT  
DOD GUARANTY

ISRAEL E/F/  
PAYMENT WAIVED  
DOD DIRECT  
DOD GUARANTY

JORDAN  
PAYMENT WAIVED  
DOD DIRECT  
DOD GUARANTY

TOTALS MAY NOT ADD DUE TO ROUNDING \* LESS THAN \$500

FOREIGN MILITARY FINANCING PROGRAM (CONTINUED)

(DOLLARS IN THOUSANDS)

	<u>FY 1950</u>	<u>FY 1989</u>	<u>FY 1990</u>	<u>FY 1991</u>	<u>FY 1992</u>	<u>FY 1993</u>	<u>FY 1994</u>
<u>NEAR EAST AND SOUTH ASIA (CONTINUED)</u>							
LEBANON	243,668	-	-	-	-	-	-
DOD DIRECT	9,168	-	-	-	-	-	-
DOD GUARANTY	234,500	-	-	-	-	-	-
MOROCCO	521,537	42,815	39,600	22,000	40,000	40,000	-
PAYMENT WAIVED	52,000	42,815	39,600	22,000	40,000	40,000	-
DOD DIRECT	101,787	-	-	-	-	-	-
DOD GUARANTY	367,750	-	-	-	-	-	-
NEPAL	-	-	-	-	-	-	-
PAYMENT WAIVED	-	-	-	-	-	-	-
OMAN	199,140	-	3,000	500	1,000	1,000	-
PAYMENT WAIVED	-	-	3,000	500	1,000	1,000	-
DOD DIRECT	49,140	-	-	-	-	-	-
DOD GUARANTY	150,000	-	-	-	-	-	-
PAKISTAN	2,006,158	184,369	-	-	-	-	-
PAYMENT WAIVED	260,000	184,369	-	-	-	-	-
DOD DIRECT	1,184,311	-	-	-	-	-	-
DOD GUARANTY	561,847	-	-	-	-	-	-
SAUDI ARABIA	254,167	-	-	-	-	-	-
DOD DIRECT	65,222	-	-	-	-	-	-
DOD GUARANTY	188,945	-	-	-	-	-	-
SRI LANKA	2,308	-	-	-	-	-	-
DOD DIRECT	308	-	-	-	-	-	-
DOD GUARANTY	2,000	-	-	-	-	-	-
TUNISIA	502,192	29,871	10,000	10,000	2,000	2,000	-
PAYMENT WAIVED	30,000	29,871	-	10,000	2,000	2,000	-
DOD DIRECT	68,192 A/	-	10,000	-	-	-	-
DOD GUARANTY	404,000	-	-	-	-	-	-
YEMEN	12,257	-	-	-	-	-	-
DOD GUARANTY	12,257	-	-	-	-	-	-
<u>EUROPE</u>	<u>11,298,320</u>	<u>930,980</u>	<u>1,050,000</u>	<u>950,000</u>	<u>855,250</u>	<u>769,500</u>	<u>-</u>
PAYMENT WAIVED	596,750	526,726	630,000	605,000	250	-	-
DOD DIRECT	4,622,570	404,254	420,000	345,000	855,000	769,500	-
DOD GUARANTY	6,079,000	-	-	-	-	-	-

\* LESS THAN \$500

TOTALS MAY NOT ADD DUE TO ROUNDING

FOREIGN MILITARY FINANCING PROGRAM (CONTINUED)

(DOLLARS IN THOUSANDS)

	<u>FY 1995</u>	<u>FY 1996</u>	<u>FY 1997</u>	<u>FY 1998</u>	<u>FY 1999</u>	<u>FY 1950</u>
	-	-	-	-	-	243,668
	-	-	-	-	-	9,168
	-	-	-	-	-	234,500
	-	-	-	-	-	
	-	-	-	4,000	4,000	669,952
	-	-	-	4,000	-	200,415
	-	-	-	-	-	101,787
	-	-	-	-	-	367,750
	-	-	-	-	-	
	-	-	-	800	500	1,300
	-	-	-	800	500	1,300
	-	-	-	-	-	
	-	-	-	-	-	203,640
	-	-	-	-	-	4,500
	-	-	-	-	-	49,140
	-	-	-	-	-	150,000
	-	-	-	-	-	
	-	-	-	-	-	2,190,526
	-	-	-	-	-	444,369
	-	-	-	-	-	1,184,311
	-	-	-	-	-	561,847
	-	-	-	-	-	
	-	-	-	-	-	254,167
	-	-	-	-	-	65,222
	-	-	-	-	-	188,945
	-	-	-	-	-	
	-	-	-	-	-	2,308
	-	-	-	-	-	308
	-	-	-	-	-	2,000
	-	-	-	-	-	
	-	-	-	2,000	2,000	556,063
	-	-	-	-	-	73,871
	-	-	-	-	-	78,192
	-	-	-	-	-	404,000
	-	-	-	-	-	
	-	-	-	-	-	12,257
	-	-	-	-	-	12,257
	-	-	-	-	-	
	560,803	597,850	364,809	244,957	90,700	17,713,169
	3,118	53,850	67,309	144,957	90,700	2,718,660
	557,685	544,000	297,500	100,000	-	8,915,509
	-	-	-	-	-	6,079,000

NEAR EAST AND SOUTH ASIA (CONTINUED)

LEBANON  
DOD DIRECT  
DOD GUARANTY

MOROCCO  
PAYMENT WAIVED  
DOD DIRECT  
DOD GUARANTY

NEPAL  
PAYMENT WAIVED

OMAN  
PAYMENT WAIVED  
DOD DIRECT  
DOD GUARANTY

PAKISTAN  
PAYMENT WAIVED  
DOD DIRECT  
DOD GUARANTY

SAUDI ARABIA  
DOD DIRECT  
DOD GUARANTY

SRI LANKA  
DOD DIRECT  
DOD GUARANTY

TUNISIA  
PAYMENT WAIVED  
DOD DIRECT  
DOD GUARANTY

YEMEN  
DOD GUARANTY

EUROPE  
PAYMENT WAIVED  
DOD DIRECT  
DOD GUARANTY

TOTALS MAY NOT ADD DUE TO ROUNDING \* LESS THAN \$500

FOREIGN MILITARY FINANCING PROGRAM (CONTINUED)

(DOLLARS IN THOUSANDS)

	<u>FY 1989</u>	<u>FY 1990</u>	<u>FY 1991</u>	<u>FY 1992</u>	<u>FY 1993</u>	<u>FY 1994</u>
<u>EUROPE (CONTINUED)</u>						
ALBANIA	-	-	-	-	-	-
PAYMENT WAIVED						
AUSTRIA	15,713	-	-	-	-	-
DOD DIRECT	15,713	-	-	-	-	-
BELGIUM	7,793	-	-	-	-	-
DOD DIRECT	7,793	-	-	-	-	-
BOSNIA-HERZEGOVINA	-	-	-	-	-	-
PAYMENT WAIVED						
BULGARIA	-	-	-	-	-	-
PAYMENT WAIVED						
CZECH REPUBLIC	-	-	-	-	-	-
PAYMENT WAIVED						
ESTONIA	-	-	-	-	-	-
PAYMENT WAIVED						
FRANCE	80,392	-	-	-	-	-
DOD DIRECT	80,392	-	-	-	-	-
GEORGIA	-	-	-	-	-	-
PAYMENT WAIVED						
GREECE	4,140,750	348,495	350,000	350,000	315,000	283,500
PAYMENT WAIVED	-	29,871	30,000	30,000	-	-
DOD DIRECT	2,065,150	318,624	320,000	320,000	315,000	283,500
DOD GUARANTY	2,075,600	-	-	-	-	-
HUNGARY	-	-	-	-	250	-
PAYMENT WAIVED					250	
ITALY	292	-	-	-	-	-
DOD DIRECT	292	-	-	-	-	-
KAZAKHSTAN	-	-	-	-	-	-
PAYMENT WAIVED						
KYRGYZSTAN	-	-	-	-	-	-
PAYMENT WAIVED						

TOTALS MAY NOT ADD DUE TO ROUNDING \* LESS THAN \$500

FOREIGN MILITARY FINANCING PROGRAM (CONTINUED)  
(DOLLARS IN THOUSANDS)

FY 1995	FY 1996	FY 1997	FY 1998	FY 1999	FY 1999	FY 1950	
-	2,525	100	1,700	4,000	8,325		EUROPE (CONTINUED)
-	2,525	100	1,700	4,000	8,325		ALBANIA
-	-	-	-	-	-	15,713	PAYMENT WAIVED
-	-	-	-	-	-	15,713	AUSTRIA
-	-	-	-	-	-	7,793	DOD DIRECT
-	-	-	-	-	-	7,793	BELGIUM
-	-	-	-	-	-	4,000	DOD DIRECT
-	-	-	-	4,000	4,000	4,000	BOSNIA-HERZEGOVINA
-	-	-	-	4,000	4,000	4,000	PAYMENT WAIVED
-	4,275	3,000	4,200	9,400	20,875	20,875	BULGARIA
-	4,275	3,000	4,200	9,400	20,875	20,875	PAYMENT WAIVED
-	8,900	9,087	16,250	7,100	41,337	41,337	CZECH REPUBLIC
-	8,900	9,087	16,250	7,100	41,337	41,337	PAYMENT WAIVED
706	1,500	1,500	8,300	4,700	16,706	16,706	ESTONIA
706	1,500	1,500	8,300	4,700	16,706	16,706	PAYMENT WAIVED
-	-	-	-	-	-	80,392	FRANCE
-	-	-	-	-	-	80,392	DOD DIRECT
-	-	700	5,350	7,950	14,000	14,000	GEORGIA
-	-	700	5,350	7,950	14,000	14,000	PAYMENT WAIVED
229,635	224,000	122,500	-	-	6,363,880	6,363,880	GREECE
-	-	-	-	-	89,871	89,871	PAYMENT WAIVED
229,635	224,000	122,500	-	-	4,198,409	4,198,409	DOD DIRECT
-	-	-	-	-	2,075,600	2,075,600	DOD GUARANTY
-	3,200	10,087	16,600	7,100	37,237	37,237	HUNGARY
-	3,200	10,087	16,600	7,100	37,237	37,237	PAYMENT WAIVED
-	-	-	-	-	292	292	ITALY
-	-	-	-	-	292	292	DOD DIRECT
-	-	1,500	2,250	1,800	5,550	5,550	KAZAKHSTAN
-	-	1,500	2,250	1,800	5,550	5,550	PAYMENT WAIVED
-	-	800	1,350	1,550	3,700	3,700	KYRGYZSTAN
-	-	800	1,350	1,550	3,700	3,700	PAYMENT WAIVED

TOTALS MAY NOT ADD DUE TO ROUNDING

\* LESS THAN \$500

FOREIGN MILITARY FINANCING PROGRAM (CONTINUED)

(DOLLARS IN THOUSANDS)

	<u>FY 1989</u>	<u>FY 1990</u>	<u>FY 1991</u>	<u>FY 1992</u>	<u>FY 1993</u>	<u>FY 1994</u>
<u>EUROPE (CONTINUED)</u>						
LATVIA	-	-	-	-	-	-
PAYMENT WAIVED	-	-	-	-	-	-
LITHUANIA	-	-	-	-	-	-
PAYMENT WAIVED	-	-	-	-	-	-
MACEDONIA (FYROM)	-	-	-	-	-	-
PAYMENT WAIVED	-	-	-	-	-	-
MALTA	-	-	-	-	-	-
PAYMENT WAIVED	-	-	-	-	-	-
MOLDOVA	-	-	-	-	-	-
PAYMENT WAIVED	-	-	-	-	-	-
NETHERLANDS	2,200	-	-	-	-	-
DOD DIRECT	2,200	-	-	-	-	-
POLAND	-	-	-	-	-	-
PAYMENT WAIVED	-	-	-	-	-	-
DOD DIRECT	-	-	-	-	-	-
PORTUGAL	343,065	84,635	100,000	100,000	90,000	81,000
PAYMENT WAIVED	100,000	84,635	100,000	100,000	-	-
DOD DIRECT	100,565	-	-	-	90,000	81,000
DOD GUARANTY	142,500	-	-	-	-	-
ROMANIA	-	-	-	-	-	-
PAYMENT WAIVED	-	-	-	-	-	-
RUSSIA	-	-	-	-	-	-
PAYMENT WAIVED	-	-	-	-	-	-
SLOVAKIA	-	-	-	-	-	-
PAYMENT WAIVED	-	-	-	-	-	-
SLOVENIA	-	-	-	-	-	-
PAYMENT WAIVED	-	-	-	-	-	-
SPAIN	2,415,100	-	-	-	-	-
DOD DIRECT	890,100	-	-	-	-	-
DOD GUARANTY	1,525,000	-	-	-	-	-

TOTALS MAY NOT ADD DUE TO ROUNDING

\* LESS THAN \$500

FOREIGN MILITARY FINANCING PROGRAM (CONTINUED)

(DOLLARS IN THOUSANDS)

	<u>FY 1995</u>	<u>FY 1996</u>	<u>FY 1997</u>	<u>FY 1998</u>	<u>FY 1999</u>	<u>FY 1950</u> <u>FY 1999</u>	
							<u>EUROPE (CONTINUED)</u>
706	1,500	1,500	1,500	6,950	4,700	15,356	LATVIA
706	1,500	1,500	1,500	6,950	4,700	15,356	PAYMENT WAIVED
706	1,500	1,500	1,500	6,950	4,700	15,356	LITHUANIA
706	1,500	1,500	1,500	6,950	4,700	15,356	PAYMENT WAIVED
-	750	1,648	1,648	19,257	6,000	27,655	MACEDONIA (FYROM)
-	750	1,648	1,648	19,257	6,000	27,655	PAYMENT WAIVED
-	-	-	-	-	300	300	MALTA
-	-	-	-	-	300	300	PAYMENT WAIVED
-	-	800	800	3,450	1,250	5,500	MOLDOVA
-	-	800	800	3,450	1,250	5,500	PAYMENT WAIVED
-	-	-	-	-	-	2,200	NETHERLANDS
-	-	-	-	-	-	2,200	DOD DIRECT
1,000	16,475	12,587	12,587	124,700	6,600	161,362	POLAND
1,000	16,475	12,587	12,587	24,700	6,600	61,362	PAYMENT WAIVED
-	-	-	-	100,000	-	100,000	DOD DIRECT
-	-	-	-	-	-	798,700	PORTUGAL
-	-	-	-	-	-	384,635	PAYMENT WAIVED
-	-	-	-	-	-	271,565	DOD DIRECT
-	-	-	-	-	-	142,500	DOD GUARANTY
-	9,275	6,500	6,500	13,900	6,500	36,175	ROMANIA
-	9,275	6,500	6,500	13,900	6,500	36,175	PAYMENT WAIVED
-	-	2,250	2,250	2,250	-	4,500	RUSSIA
-	-	2,250	2,250	2,250	-	4,500	PAYMENT WAIVED
-	3,550	6,000	6,000	3,200	3,200	15,950	SLOVAKIA
-	3,550	6,000	6,000	3,200	3,200	15,950	PAYMENT WAIVED
-	400	1,000	1,000	2,500	2,600	6,500	SLOVENIA
-	400	1,000	1,000	2,500	2,600	6,500	PAYMENT WAIVED
-	-	-	-	-	-	2,415,100	SPAIN
-	-	-	-	-	-	890,100	DOD DIRECT
-	-	-	-	-	-	1,525,000	DOD GUARANTY

TOTALS MAY NOT ADD DUE TO ROUNDING \* LESS THAN \$500

FOREIGN MILITARY FINANCING PROGRAM (CONTINUED)

(DOLLARS IN THOUSANDS)

	FY 1950	FY 1989	FY 1990	FY 1991	FY 1992	FY 1993	FY 1994
<u>EUROPE (CONTINUED)</u>							
TURKEY			497,850	600,000	500,000	450,000	405,000
PAYMENT WAIVED			412,220	500,000	475,000	-	-
DOD DIRECT			85,630	100,000 A/	25,000	450,000	405,000
DOD GUARANTY			-	-	-	-	-
2,335,900							
TURKMENISTAN			-	-	-	-	-
PAYMENT WAIVED			-	-	-	-	-
UKRAINE			-	-	-	-	-
PAYMENT WAIVED			-	-	-	-	-
UZBEKISTAN			-	-	-	-	-
PAYMENT WAIVED			-	-	-	-	-
<u>AFRICA</u>			19,188	29,424	7,205	12,937	1,385
PAYMENT WAIVED			19,188	29,424	7,205	12,937	1,385
DOD DIRECT			-	-	-	-	-
DOD GUARANTY			-	-	-	-	-
437,677							
ANGOLA			-	-	-	-	-
PAYMENT WAIVED			-	-	-	-	-
BENIN			77	-	-	250	-
PAYMENT WAIVED			77	-	-	250	-
BOTSWANA			996	2,600	-	1,800	-
PAYMENT WAIVED			996	2,600	-	1,800	-
DOD DIRECT			-	-	-	-	-
DOD GUARANTY			-	-	-	-	-
13,000							
BURUNDI			65	250	-	-	-
PAYMENT WAIVED			65	250	-	-	-
CAMEROON			188	840	-	-	-
PAYMENT WAIVED			188	840	-	-	-
DOD DIRECT			-	-	-	-	-
DOD GUARANTY			-	-	-	-	-
21,400							
CAPE VERDE			-	1,860	225	-	-
PAYMENT WAIVED			-	1,860	225	-	-
CENTRAL AFRICAN REP			-	250	-	-	-
PAYMENT WAIVED			-	250	-	-	-

TOTALS MAY NOT ADD DUE TO ROUNDING \* LESS THAN \$500

FOREIGN MILITARY FINANCING PROGRAM (CONTINUED)

(DOLLARS IN THOUSANDS)

	<u>FY 1995</u>	<u>FY 1996</u>	<u>FY 1997</u>	<u>FY 1998</u>	<u>FY 1999</u>	<u>FY 1950</u> <u>FY 1999</u>	
	328,050	320,000	175,000	-	-	7,568,915	TURKEY
	-	-	-	-	-	1,883,970	PAYMENT WAIVED
	328,050	320,000	175,000	-	-	3,349,045	DOD DIRECT
	-	-	-	-	-	2,335,900	DOD GUARANTY
	-	-	500	450	600	1,550	TURKMENISTAN
	-	-	500	450	600	1,550	PAYMENT WAIVED
	-	-	5,250	3,800	5,000	14,050	UKRAINE
	-	-	5,250	3,800	5,000	14,050	PAYMENT WAIVED
	-	-	1,000	1,550	1,650	4,200	UZBEKISTAN
	-	-	1,000	1,550	1,650	4,200	PAYMENT WAIVED
	<u>1,330</u>	<u>9,043</u>	<u>9,249</u>	<u>17,350</u>	<u>8,200</u>	<u>747,699</u>	<u>AFRICA</u>
	1,330	9,043	9,249	17,350	8,200	162,287	PAYMENT WAIVED
	-	-	-	-	-	147,734	DOD DIRECT
	-	-	-	-	-	437,677	DOD GUARANTY
	-	2,000	-	-	-	2,000	ANGOLA
	-	2,000	-	-	-	2,000	PAYMENT WAIVED
	-	-	-	3,200	-	3,527	BENIN
	-	-	-	3,200	-	3,527	PAYMENT WAIVED
	-	-	-	-	-	23,396	BOTSWANA
	-	-	-	-	-	5,396	PAYMENT WAIVED
	-	-	-	-	-	5,000	DOD DIRECT
	-	-	-	-	-	13,000	DOD GUARANTY
	-	-	-	-	-	315	BURUNDI
	-	-	-	-	-	315	PAYMENT WAIVED
	-	-	-	-	-	27,428	CAMEROON
	-	-	-	-	-	1,028	PAYMENT WAIVED
	-	-	-	-	-	5,000	DOD DIRECT
	-	-	-	-	-	21,400	DOD GUARANTY
	-	-	-	-	-	2,085	CAPE VERDE
	-	-	-	-	-	2,085	PAYMENT WAIVED
	-	-	-	-	-	370	CENTRAL AFRICAN REP
	-	-	-	-	-	370	PAYMENT WAIVED

TOTALS MAY NOT ADD DUE TO ROUNDING \* LESS THAN \$500

FOREIGN MILITARY FINANCING PROGRAM (CONTINUED)

(DOLLARS IN THOUSANDS)

	FY 1989	FY 1990	FY 1991	FY 1992	FY 1993	FY 1994
<u>AFRICA (CONTINUED)</u>						
CHAD	-	3,792	854	-	-	-
PAYMENT WAIVED	-	3,792	854	-	-	-
COMOROS	-	85	-	-	-	-
PAYMENT WAIVED	-	85	-	-	-	-
CONGO (BRAZZAVILLE)	-	-	13	-	-	-
PAYMENT WAIVED	-	-	13	-	-	-
CONGO (KINSHASA)	131,550	2,986	-	-	-	-
PAYMENT WAIVED	-	2,986	-	-	-	-
DOD DIRECT	91,500	-	-	-	-	-
DOD GUARANTY	40,050	-	-	-	-	-
DJIBOUTI	-	2,076	1,505	-	-	-
PAYMENT WAIVED	-	2,076	1,505	-	-	-
EQUATORIAL GUINEA	-	319	-	-	-	-
PAYMENT WAIVED	-	319	-	-	-	-
ERITREA	-	-	-	-	-	200
PAYMENT WAIVED	-	-	-	-	-	200
ETHIOPIA	36,000	-	-	-	-	500
PAYMENT WAIVED	-	-	-	-	-	500
DOD DIRECT	36,000	-	-	-	-	-
GABON	15,200	115	242	-	-	-
PAYMENT WAIVED	-	115	242	-	-	-
DOD DIRECT	2,000	-	-	-	-	-
DOD GUARANTY	13,200	-	-	-	-	-
GAMBIA	-	50	500	100	1,300	-
PAYMENT WAIVED	-	50	500	100	1,300	-
GHANA	-	-	950	200	600	285
PAYMENT WAIVED	-	-	950	200	600	285
GUINEA	-	440	750	150	100	-
PAYMENT WAIVED	-	440	750	150	100	-
GUINEA-BISSAU	-	405	250	100	1,700	-
PAYMENT WAIVED	-	405	250	100	1,700	-

TOTALS MAY NOT ADD DUE TO ROUNDING \* LESS THAN \$500

FOREIGN MILITARY FINANCING PROGRAM (CONTINUED)

(DOLLARS IN THOUSANDS)

<u>FY 1995</u>	<u>FY 1996</u>	<u>FY 1997</u>	<u>FY 1998</u>	<u>FY 1999</u>	<u>FY 1950</u> <u>FY 1999</u>
-	-	-	-	-	4,646
-	-	-	-	-	4,646
-	-	-	-	-	85
-	-	-	-	-	85
-	-	-	-	-	13
-	-	-	-	-	13
-	-	-	-	-	134,536
-	-	-	-	-	2,986
-	-	-	-	-	91,500
-	-	-	-	-	40,050
-	-	-	-	-	3,581
-	-	-	-	-	3,581
-	-	-	-	-	319
-	-	-	-	-	319
460	2,613	1,750	1,000	-	6,023
460	2,613	1,750	1,000	-	6,023
300	1,430	1,000	1,000	2,900	43,130
300	1,430	1,000	1,000	2,900	7,130
-	-	-	-	-	36,000
-	-	-	-	-	15,557
-	-	-	-	-	357
-	-	-	-	-	2,000
-	-	-	-	-	13,200
-	-	-	-	-	1,950
-	-	-	-	-	1,950
-	-	-	3,300	1,300	6,635
-	-	-	3,300	1,300	6,635
-	-	-	-	-	1,440
-	-	-	-	-	1,440
-	-	-	-	-	2,455
-	-	-	-	-	2,455

AFRICA (CONTINUED)

CHAD  
PAYMENT WAIVED

COMOROS  
PAYMENT WAIVED

CONGO (BRAZZAVILLE)  
PAYMENT WAIVED

CONGO (KINSHASA)  
PAYMENT WAIVED  
DOD DIRECT  
DOD GUARANTY

DJIBOUTI  
PAYMENT WAIVED

EQUATORIAL GUINEA  
PAYMENT WAIVED

ERITREA  
PAYMENT WAIVED

ETHIOPIA  
PAYMENT WAIVED  
DOD DIRECT

GABON  
PAYMENT WAIVED  
DOD DIRECT  
DOD GUARANTY

GAMBIA  
PAYMENT WAIVED

GHANA  
PAYMENT WAIVED

GUINEA  
PAYMENT WAIVED

GUINEA-BISSAU  
PAYMENT WAIVED

TOTALS MAY NOT ADD DUE TO ROUNDING

\* LESS THAN \$500

FOREIGN MILITARY FINANCING PROGRAM (CONTINUED)

(DOLLARS IN THOUSANDS)

	FY 1989	FY 1990	FY 1991	FY 1992	FY 1993	FY 1994
<u>AFRICA (CONTINUED)</u>						
IVORY COAST	-	490	2,327	-	-	-
PAYMENT WAIVED	-	490	2,327	-	-	-
KENYA	158,000	379	-	-	-	-
PAYMENT WAIVED	-	379	-	-	-	-
DOD DIRECT	3,000	-	-	-	-	-
DOD GUARANTY	155,000	-	-	-	-	-
LESOTHO	-	-	200	-	-	-
PAYMENT WAIVED	-	-	200	-	-	-
LIBERIA	28,515	-	-	-	-	-
DOD DIRECT	4,851	-	-	-	-	-
DOD GUARANTY	23,664	-	-	-	-	-
MADAGASCAR	-	449	112	-	-	-
PAYMENT WAIVED	-	449	112	-	-	-
MALAWI	-	1,391	100	-	-	-
PAYMENT WAIVED	-	1,391 A/	100 B/	-	-	-
MALI	48	-	-	100	747	-
PAYMENT WAIVED	-	-	-	100	747	-
DOD DIRECT	48	-	-	-	-	-
MAURITIUS	-	-	650	-	-	-
PAYMENT WAIVED	-	-	650	-	-	-
MOZAMBIQUE	-	-	-	-	-	400
PAYMENT WAIVED	-	-	-	-	-	400
NAMIBIA	-	-	3,000	100	600	-
PAYMENT WAIVED	-	-	3,000	100	600	-
NIGER	5,500	1,893	2,576	600	600	-
PAYMENT WAIVED	-	1,893	2,576 A/	600	600	-
DOD GUARANTY	5,500	-	-	-	-	-
NIGERIA	335	-	34	-	-	-
PAYMENT WAIVED	-	-	34	-	-	-
DOD DIRECT	335	-	-	-	-	-

TOTALS MAY NOT ADD DUE TO ROUNDING

\* LESS THAN \$500

FOREIGN MILITARY FINANCING PROGRAM (CONTINUED)

(DOLLARS IN THOUSANDS)

<u>FY 1995</u>	<u>FY 1996</u>	<u>FY 1997</u>	<u>FY 1998</u>	<u>FY 1999</u>	<u>FY 1950</u> <u>FY 1999</u>	
-	-	-	1,200	500	4,517	AFRICA (CONTINUED)
-	-	-	1,200	500	4,517	IVORY COAST PAYMENT WAIVED
-	-	-	-	-	158,379	KENYA
-	-	-	-	-	379	PAYMENT WAIVED
-	-	-	-	-	3,000	DOD DIRECT
-	-	-	-	-	155,000	DOD GUARANTY
-	-	-	-	-	200	LESOTHO
-	-	-	-	-	200	PAYMENT WAIVED
-	-	-	-	-	28,515	LIBERIA
-	-	-	-	-	4,851	DOD DIRECT
-	-	-	-	-	23,664	DOD GUARANTY
-	-	-	-	-	561	MADAGASCAR
-	-	-	-	-	561	PAYMENT WAIVED
-	-	569	900	-	2,960	MALAWI
-	-	569	900	-	2,960	PAYMENT WAIVED
-	-	-	1,600	600	3,095	MALI
-	-	-	1,600	600	3,047	PAYMENT WAIVED
-	-	-	-	-	48	DOD DIRECT
-	-	-	-	-	650	MAURITIUS
-	-	-	-	-	650	PAYMENT WAIVED
-	200	-	-	-	600	MOZAMBIQUE
-	200	-	-	-	600	PAYMENT WAIVED
270	400	-	-	-	4,370	NAMIBIA
270	400	-	-	-	4,370	PAYMENT WAIVED
-	-	-	-	-	11,169	NIGER
-	-	-	-	-	5,669	PAYMENT WAIVED
-	-	-	-	-	5,500	DOD GUARANTY
-	-	-	-	-	369	NIGERIA
-	-	-	-	-	34	PAYMENT WAIVED
-	-	-	-	-	335	DOD DIRECT

TOTALS MAY NOT ADD DUE TO ROUNDING

\* LESS THAN \$500

FOREIGN MILITARY FINANCING PROGRAM (CONTINUED)

(DOLLARS IN THOUSANDS)

	<u>FY 1950</u>	<u>FY 1989</u>	<u>FY 1990</u>	<u>FY 1991</u>	<u>FY 1992</u>	<u>FY 1993</u>	<u>FY 1994</u>
<b>AFRICA (CONTINUED)</b>							
RWANDA	1,500	-	135	219	-	525	-
PAYMENT WAIVED	-	-	135	219	-	525	-
DOD GUARANTY	1,500	-	-	-	-	-	-
SAO TOME & PRINCIPE	-	-	225	70	100	190	-
PAYMENT WAIVED	-	-	225	70	100	190	-
SENEGAL	8,000	-	1,853	5,000	5,000	2,700	-
PAYMENT WAIVED	-	-	1,853	5,000 A/	5,000	2,700	-
DOD GUARANTY	8,000	-	-	-	-	-	-
SEYCHELLES	-	-	65	340	40	110	-
PAYMENT WAIVED	-	-	65	340	40	110	-
SIERRA LEONE	-	-	313	2,675	60	-	-
PAYMENT WAIVED	-	-	313	2,675 A/	60	-	-
SOMALIA	55,066	-	-	-	-	-	-
DOD GUARANTY	55,066	-	-	-	-	-	-
SOUTH AFRICA	-	-	-	-	-	-	-
PAYMENT WAIVED	-	-	-	-	-	-	-
SUDAN	148,275	-	-	-	-	-	-
PAYMENT WAIVED	46,977 A/	-	-	-	-	-	-
DOD GUARANTY	101,297	-	-	-	-	-	-
TANZANIA	-	-	50	-	-	100	-
PAYMENT WAIVED	-	-	50	-	-	100	-
TOGO	-	-	190	158	-	-	-
PAYMENT WAIVED	-	-	190	158	-	-	-
UGANDA	-	-	40	-	30	425	-
PAYMENT WAIVED	-	-	40	-	30	425	-
ZAMBIA	-	-	-	-	150	300	-
PAYMENT WAIVED	-	-	-	-	150	300	-
ZIMBABWE	-	-	-	1,100	250	890	-
PAYMENT WAIVED	-	-	-	1,100	250	890	-

TOTALS MAY NOT ADD DUE TO ROUNDING \* LESS THAN \$500

FOREIGN MILITARY FINANCING PROGRAM (CONTINUED)

(DOLLARS IN THOUSANDS)

<u>FY 1995</u>	<u>FY 1996</u>	<u>FY 1997</u>	<u>FY 1998</u>	<u>FY 1999</u>	<u>FY 1995</u>	<u>FY 1999</u>
300	400	-	-	-		
300	400	-	-	-		
-	-	-	-	-		
-	-	-	-	-		
-	-	-	-	-		
-	-	1,965	900	2,600	28,018	
-	-	1,965	900	2,600	20,018	
-	-	-	-	-	8,000	
-	-	-	-	-	555	
-	-	-	-	-	555	
-	-	-	-	-	3,048	
-	-	-	-	-	3,048	
-	-	-	-	-	55,066	
-	-	-	-	-	55,066	
-	-	-	350	300	650	
-	-	-	350	300	650	
-	-	-	-	-	148,275	
-	-	-	-	-	46,977	
-	-	-	-	-	101,297	
-	-	-	-	-	150	
-	-	-	-	-	150	
-	-	-	-	-	348	
-	-	-	-	-	348	
-	2,000	3,965	3,900	-	10,360	
-	2,000	3,965	3,900	-	10,360	
-	-	-	-	-	450	
-	-	-	-	-	450	
-	-	-	-	-	2,240	
-	-	-	-	-	2,240	

AFRICA (CONTINUED)

RWANDA  
PAYMENT WAIVED  
DOD GUARANTY

SAO TOME & PRINCIPE  
PAYMENT WAIVED

SENEGAL  
PAYMENT WAIVED  
DOD GUARANTY

SEYCHELLES  
PAYMENT WAIVED

SIERRA LEONE  
PAYMENT WAIVED

SOMALIA  
DOD GUARANTY

SOUTH AFRICA  
PAYMENT WAIVED

SUDAN  
PAYMENT WAIVED  
DOD GUARANTY

TANZANIA  
PAYMENT WAIVED

TOGO  
PAYMENT WAIVED

UGANDA  
PAYMENT WAIVED

ZAMBIA  
PAYMENT WAIVED

ZIMBABWE  
PAYMENT WAIVED

TOTALS MAY NOT ADD DUE TO ROUNDING

\* LESS THAN \$500

FOREIGN MILITARY FINANCING PROGRAM (CONTINUED)

(DOLLARS IN THOUSANDS)

	FY 1989	FY 1990	FY 1991	FY 1992	FY 1993	FY 1994
WESTERN HEMISPHERE	1,247,688	222,752	203,224	110,416	61,361	12,227
PAYMENT WAIVED	-	222,752	180,279	110,416	61,361	12,227
DOD DIRECT	442,445	-	22,945	-	-	-
DOD GUARANTY	805,243	-	-	-	-	-
ANTIGUA & BARBUDA	-	780	630	870	80	37
PAYMENT WAIVED	-	780	630	870	80	37
ARGENTINA	175,879	-	3,500	1,000	-	-
PAYMENT WAIVED	-	-	3,500	1,000	-	-
DOD DIRECT	63,240	-	-	-	-	-
DOD GUARANTY	112,639	-	-	-	-	-
BAHAMAS	-	-	-	-	-	-
PAYMENT WAIVED	-	-	-	-	-	-
BARBADOS	-	620	1,220	850	80	37
PAYMENT WAIVED	-	620	1,220	850	80	37
BELIZE	-	-	500	500	500	160
PAYMENT WAIVED	-	-	500	500	500	160
BOLIVIA	23,000	38,228	35,000	25,000	18,595	2,967
PAYMENT WAIVED	-	38,228	35,000	25,000	18,595	2,967
DOD DIRECT	8,000	-	-	-	-	-
DOD GUARANTY	15,000	-	-	-	-	-
BOLIVIA - INTL NARC	-	1,000	-	-	-	-
PAYMENT WAIVED	-	1,000	-	-	-	-
BRAZIL	264,617	-	-	-	-	-
DOD DIRECT	111,303	-	-	-	-	-
DOD GUARANTY	153,315	-	-	-	-	-
CHILE	62,524	-	3,000	-	-	-
PAYMENT WAIVED	-	-	-	-	-	-
DOD DIRECT	58,490	-	3,000	-	-	-
DOD GUARANTY	4,034	-	-	-	-	-
COLOMBIA	139,823	69,734	47,000	47,000	27,000	7,700
PAYMENT WAIVED	-	69,734	27,055	47,000	27,000	7,700
DOD DIRECT	22,223	-	19,945	-	-	-
DOD GUARANTY	117,600	-	-	-	-	-

TOTALS MAY NOT ADD DUE TO ROUNDING

\* LESS THAN \$500

FOREIGN MILITARY FINANCING PROGRAM (CONTINUED)

(DOLLARS IN THOUSANDS)

FY 1995	FY 1996	FY 1997	FY 1998	FY 1999	FY 1950	
16,998	2,000	2,000	5,350	6,640	1,890,656	WESTERN HEMISPHERE
16,998	2,000	2,000	5,350	6,640	620,023	PAYMENT WAIVED
-	-	-	-	-	465,390	DOD DIRECT
-	-	-	-	-	805,243	DOD GUARANTY
40	50	225	310	410	3,432	ANTIGUA & BARBUDA
40	50	225	310	410	3,432	PAYMENT WAIVED
-	-	-	1,250	1,850	183,479	ARGENTINA
-	-	-	1,250	1,850	7,600	PAYMENT WAIVED
-	-	-	-	-	63,240	DOD DIRECT
-	-	-	-	-	112,639	DOD GUARANTY
40	75	75	140	130	460	BAHAMAS
40	75	75	140	130	460	PAYMENT WAIVED
95	200	100	75	75	3,352	BARBADOS
95	200	100	75	75	3,352	PAYMENT WAIVED
-	75	75	100	100	2,010	BELIZE
-	75	75	100	100	2,010	PAYMENT WAIVED
3,229	-	-	-	-	146,019	BOLIVIA
3,229	-	-	-	-	123,019	PAYMENT WAIVED
-	-	-	-	-	8,000	DOD DIRECT
-	-	-	-	-	15,000	DOD GUARANTY
-	-	-	-	-	1,000	BOLIVIA - INTL NARC
-	-	-	-	-	1,000	PAYMENT WAIVED
-	-	-	-	-	264,617	BRAZIL
-	-	-	-	-	111,303	DOD DIRECT
-	-	-	-	-	153,315	DOD GUARANTY
-	-	-	300	400	66,224	CHILE
-	-	-	300	400	700	PAYMENT WAIVED
-	-	-	-	-	61,490	DOD DIRECT
-	-	-	-	-	4,034	DOD GUARANTY
10,000	-	-	-	-	348,256	COLOMBIA
10,000	-	-	-	-	188,489	PAYMENT WAIVED
-	-	-	-	-	42,168	DOD DIRECT
-	-	-	-	-	117,600	DOD GUARANTY

TOTALS MAY NOT ADD DUE TO ROUNDING \* LESS THAN \$500

FOREIGN MILITARY FINANCING PROGRAM (CONTINUED)

(DOLLARS IN THOUSANDS)

	FY 1950	FY 1989	FY 1990	FY 1991	FY 1992	FY 1993	FY 1994
<u>WESTERN HEMISPHERE (CONTINUED)</u>							
COLOMBIA - INTL NARC PAYMENT WAIVED	-	-	1,996	-	-	-	-
			1,996	-	-	-	-
COSTA RICA DOD GUARANTY	5,000	-	-	-	-	-	-
	5,000	-	-	-	-	-	-
DOMINICA PAYMENT WAIVED	-	-	700	530	470	110	37
			700	530	470	110	37
DOMINICAN REPUBLIC PAYMENT WAIVED	23,698	-	1,276	1,000	1,000	500	300
	-	-	1,276	1,000	1,000	500	300
DOD DIRECT	3,500	-	-	-	-	-	-
DOD GUARANTY	20,198	-	-	-	-	-	-
ECUADOR PAYMENT WAIVED	64,964	-	-	2,000	2,339	1,150	130
	-	-	-	2,000	2,339	1,150	130
DOD DIRECT	8,466	-	-	-	-	-	-
DOD GUARANTY	56,498	-	-	-	-	-	-
ECUADOR - INTL NARC PAYMENT WAIVED	-	-	485	-	-	-	-
			485	-	-	-	-
EL SALVADOR PAYMENT WAIVED	110,573	-	79,635	65,945	21,250	11,000	-
	-	-	79,635	65,945 G/	21,250	11,000	-
DOD DIRECT	13,373	-	-	-	-	-	-
DOD GUARANTY	97,200	-	-	-	-	-	-
GRENADA PAYMENT WAIVED	-	-	600	530	477	200	37
			600	530	477	200	37
GUATEMALA PAYMENT WAIVED	10,719	-	2,887	-	-	-	-
	-	-	2,887	-	-	-	-
DOD DIRECT	9,327	-	-	-	-	-	-
DOD GUARANTY	1,391	-	-	-	-	-	-
GUYANA PAYMENT WAIVED	-	-	-	-	-	-	180
			-	-	-	-	180
HAITI PAYMENT WAIVED	2,100	-	498	1,500	-	-	-
	-	-	498	1,500	-	-	-
DOD GUARANTY	2,100	-	-	-	-	-	-

TOTALS MAY NOT ADD DUE TO ROUNDING

\* LESS THAN \$500

FOREIGN MILITARY FINANCING PROGRAM (CONTINUED)

(DOLLARS IN THOUSANDS)

<u>FY 1995</u>	<u>FY 1996</u>	<u>FY 1997</u>	<u>FY 1998</u>	<u>FY 1999</u>	<u>FY 1999</u>	<u>FY 1950</u>
-	-	-	-	-	-	1,996
-	-	-	-	-	-	1,996
-	-	-	-	-	-	5,000
-	-	-	-	-	-	5,000
40	50	100	115	145	145	2,297
40	50	100	115	145	145	2,297
-	-	100	225	370	370	28,469
-	-	100	225	370	370	4,771
-	-	-	-	-	-	3,500
-	-	-	-	-	-	20,198
-	-	-	-	-	-	70,583
-	-	-	-	-	-	5,619
-	-	-	-	-	-	8,466
-	-	-	-	-	-	56,498
-	-	-	-	-	-	485
-	-	-	-	-	-	485
-	-	-	-	-	-	288,403
-	-	-	-	-	-	177,830
-	-	-	-	-	-	13,373
-	-	-	-	-	-	97,200
40	350	100	145	190	190	2,669
40	350	100	145	190	190	2,669
-	-	-	-	-	-	13,606
-	-	-	-	-	-	2,887
-	-	-	-	-	-	9,327
-	-	-	-	-	-	1,391
-	75	-	100	100	100	455
-	75	-	100	100	100	455
3,000	-	225	650	300	300	8,273
3,000	-	225	650	300	300	6,173
-	-	-	-	-	-	2,100

WESTERN HEMISPHERE (CONTINUED)

COLOMBIA - INTL NARC  
PAYMENT WAIVED

COSTA RICA  
DOD GUARANTY

DOMINICA  
PAYMENT WAIVED

DOMINICAN REPUBLIC  
PAYMENT WAIVED  
DOD DIRECT  
DOD GUARANTY

ECUADOR  
PAYMENT WAIVED  
DOD DIRECT  
DOD GUARANTY

ECUADOR - INTL NARC  
PAYMENT WAIVED

EL SALVADOR  
PAYMENT WAIVED  
DOD DIRECT  
DOD GUARANTY

GRENADA  
PAYMENT WAIVED

GUATEMALA  
PAYMENT WAIVED  
DOD DIRECT  
DOD GUARANTY

GUYANA  
PAYMENT WAIVED

HAITI  
PAYMENT WAIVED  
DOD GUARANTY

TOTALS MAY NOT ADD DUE TO ROUNDING \* LESS THAN \$500

FOREIGN MILITARY FINANCING PROGRAM (CONTINUED)

(DOLLARS IN THOUSANDS)

	<u>FY 1950</u>	<u>FY 1989</u>	<u>FY 1990</u>	<u>FY 1991</u>	<u>FY 1992</u>	<u>FY 1993</u>	<u>FY 1994</u>
<u>WESTERN HEMISPHERE (CONTINUED)</u>							
HONDURAS	52,430	-	20,163	31,900	5,000	317	-
PAYMENT WAIVED	-	-	20,163	31,900	5,000	317	-
DOD DIRECT	3,000	-	-	-	-	-	-
DOD GUARANTY	49,430	-	-	-	-	-	-
JAMAICA	2,587	-	1,000	1,000	2,500	399	300
PAYMENT WAIVED	-	-	1,000	1,000	2,500	399	300
DOD GUARANTY	2,587	-	-	-	-	-	-
MEXICO	4,298	-	-	-	-	-	-
DOD DIRECT	4,298	-	-	-	-	-	-
NICARAGUA	8,000	-	-	-	-	-	-
DOD GUARANTY	8,000	-	-	-	-	-	-
PANAMA	22,328	-	-	-	-	-	-
PAYMENT WAIVED	-	-	-	-	-	-	-
DOD DIRECT	3,828	-	-	-	-	-	-
DOD GUARANTY	18,500	-	-	-	-	-	-
PARAGUAY	707	-	-	-	250	-	-
PAYMENT WAIVED	-	-	-	-	250	-	-
DOD DIRECT	318	-	-	-	-	-	-
DOD GUARANTY	389	-	-	-	-	-	-
PERU	131,540	-	-	-	-	-	-
DOD DIRECT	28,978	-	-	-	-	-	-
DOD GUARANTY	102,562	-	-	-	-	-	-
PERU - INTL NARC	-	-	1,000	5,879	-	-	-
PAYMENT WAIVED	-	-	1,000	5,879 B/	-	-	-
ST KITTS AND NEVIS	-	-	500	530	470	190	37
PAYMENT WAIVED	-	-	500	530	470	190	37
ST LUCIA	-	-	500	530	470	610	168
PAYMENT WAIVED	-	-	500	530	470	610	168
ST VINCENT + GREN.	-	-	500	530	470	80	37
PAYMENT WAIVED	-	-	500	530	470	80	37
SURINAME	-	-	-	-	-	-	-
PAYMENT WAIVED	-	-	-	-	-	-	-

TOTALS MAY NOT ADD DUE TO ROUNDING

\* LESS THAN \$500

FOREIGN MILITARY FINANCING PROGRAM (CONTINUED)

(DOLLARS IN THOUSANDS)

FY 1995	FY 1996	FY 1997	FY 1998	FY 1999	FY 1950 FY 1999
-	-	-	-	-	109,810
-	-	-	-	-	57,380
-	-	-	-	-	3,000
-	-	-	-	-	49,430
299	600	415	450	475	10,025
299	600	415	450	475	7,438
-	-	-	-	-	2,587
-	-	-	-	-	4,298
-	-	-	-	-	4,298
-	-	-	-	-	8,000
-	-	-	-	-	8,000
-	-	-	-	590	22,918
-	-	-	-	590	590
-	-	-	-	-	3,828
-	-	-	-	-	18,500
-	-	-	-	-	957
-	-	-	-	-	250
-	-	-	-	-	318
-	-	-	-	-	389
-	-	-	-	-	131,540
-	-	-	-	-	28,978
-	-	-	-	-	102,562
-	-	-	-	-	6,879
-	-	-	-	-	6,879
40	50	100	130	155	2,202
40	50	100	130	155	2,202
40	50	100	160	195	2,823
40	50	100	160	195	2,823
40	50	100	110	130	2,047
40	50	100	110	130	2,047
-	75	-	-	-	75
-	75	-	-	-	75

WESTERN HEMISPHERE (CONTINUED)

HONDURAS  
PAYMENT WAIVED  
DOD DIRECT  
DOD GUARANTY

JAMAICA  
PAYMENT WAIVED  
DOD GUARANTY

MEXICO  
DOD DIRECT

NICARAGUA  
DOD GUARANTY

PANAMA  
PAYMENT WAIVED  
DOD DIRECT  
DOD GUARANTY

PARAGUAY  
PAYMENT WAIVED  
DOD DIRECT  
DOD GUARANTY

PERU  
DOD DIRECT  
DOD GUARANTY

PERU - INTL NARC  
PAYMENT WAIVED

ST KITTS AND NEVIS  
PAYMENT WAIVED

ST LUCIA  
PAYMENT WAIVED

ST VINCENT + GREN.  
PAYMENT WAIVED

SURINAME  
PAYMENT WAIVED

TOTALS MAY NOT ADD DUE TO ROUNDING \* LESS THAN \$500

FOREIGN MILITARY FINANCING PROGRAM (CONTINUED)

(DOLLARS IN THOUSANDS)

	FY 1989	FY 1990	FY 1991	FY 1992	FY 1993	FY 1994
<u>WESTERN HEMISPHERE (CONTINUED)</u>						
TRINIDAD + TOBAGO	-	650	500	500	550	100
PAYMENT WAIVED	-	650	500	500	550	100
URUGUAY	18,349	-	-	-	-	-
PAYMENT WAIVED	-	-	-	-	-	-
DOD DIRECT	8,349	-	-	-	-	-
DOD GUARANTY	10,000	-	-	-	-	-
VENEZUELA	124,551	-	-	-	-	-
DOD DIRECT	95,751	-	-	-	-	-
DOD GUARANTY	28,800	-	-	-	-	-
<u>NON REGIONAL</u>	-	29,651	27,573	27,855	26,156	23,491
PAYMENT WAIVED	-	29,651	27,573	27,855	25,956	23,491
DOD DIRECT	-	-	-	-	200	-
FMF ADMIN COSTS	-	29,651	27,573	27,855	26,156	23,491
PAYMENT WAIVED	-	29,651	27,573	27,855	25,956	23,491
DOD DIRECT	-	-	-	-	200	-
<u>INTERNATL. ORG. AND VARIOUS</u>	23,110	492	-	500	500	850
PAYMENT WAIVED	-	492	-	500	500	850
DOD DIRECT	23,110	-	-	-	-	-

TOTALS MAY NOT ADD DUE TO ROUNDING \* LESS THAN \$500

FOREIGN MILITARY FINANCING PROGRAM (CONTINUED)

(DOLLARS IN THOUSANDS)

	FY 1995	FY 1996	FY 1997	FY 1998	FY 1999	FY 1950 FY 1999
	95	300	285	290	225	3,495
	95	300	285	290	225	3,495
	-	-	-	800	800	19,949
	-	-	-	800	800	1,600
	-	-	-	-	-	8,349
	-	-	-	-	-	10,000
	-	-	-	-	-	124,551
	-	-	-	-	-	95,751
	-	-	-	-	-	28,800
	22,145	23,250	23,183	-	-	203,304
	22,145	23,250	23,183	-	-	203,104
	-	-	-	-	-	200
	22,145	23,250	23,183	-	-	203,304
	22,145	23,250	23,183	-	-	203,104
	-	-	-	-	-	200
	2,370	1,400	-	-	-	29,222
	2,370	1,400	-	-	-	6,112
	-	-	-	-	-	23,110

WESTERN HEMISPHERE (CONTINUED)

TRINIDAD + TOBAGO  
PAYMENT WAIVED

URUGUAY  
PAYMENT WAIVED  
DOD DIRECT  
DOD GUARANTY

VENEZUELA  
DOD DIRECT  
DOD GUARANTY

NON REGIONAL  
PAYMENT WAIVED  
DOD DIRECT

FMF ADMIN COSTS  
PAYMENT WAIVED  
DOD DIRECT

INTERNATL. ORG. AND VARIOUS  
PAYMENT WAIVED  
DOD DIRECT

TOTALS MAY NOT ADD DUE TO ROUNDING \* LESS THAN \$500

FOREIGN MILITARY FINANCING PROGRAM (CONTINUED)

A/ P.L. 101-513, SECTION 515(B), DATED NOVEMBER 5, 1990, DEOBLIGATED/REOBLIGATED FOREIGN MILITARY FINANCING GRANT AND DIRECT LOAN FUNDS AS FOLLOWS: SUDAN \$3,022,790.00 IN FY 1982; MALAWI \$700 THOUSAND IN FY 1990, FOR A TOTAL OF \$3,722,790.00 IN GRANT DEOBLIGATIONS. THESE GRANT FUNDS WERE REOBLIGATED IN FY 1991 TO THE FOLLOWING COUNTRIES: NIGER \$1,022,790.00; SENEGAL \$2.0 MILLION; SIERRA LEONE \$700 THOUSAND. DIRECT LOANS WERE DEOBLIGATED AS FOLLOWS: MALAYSIA \$4.0 MILLION IN FY 1985, \$1.484 MILLION IN FY 1986; PHILIPPINES \$15.0 MILLION IN FY 1985, \$14.355 MILLION IN FY 1986; TUNISIA \$15.161 MILLION IN FY 1986, FOR A TOTAL OF \$50.0 MILLION. THESE DIRECT LOAN FUNDS WERE REOBLIGATED TO TURKEY IN FY 1991.

B/ P.L. 102-391, DATED OCTOBER 6, 1992, RESCINDED A TOTAL OF \$45.75 MILLION OF FOREIGN MILITARY FINANCING AND MAP MERGER FUNDS. FOREIGN MILITARY FINANCING GRANT FUNDS WERE RESCINDED IN FY 1991 AS FOLLOWS: EQUATORIAL GUINEA \$390 THOUSAND; MALAWI \$2.2 MILLION; PERU INTL NARC \$11,538,261.23; PHILIPPINES \$11,457,429.85, FOR A TOTAL OF \$25.585 MILLION.

C/ EXCLUDES \$50 MILLION FOR ISRAEL ANTI-TERRORISM AND \$6.5 MILLION IN FY 1997, \$2.4 MILLION IN FY 1998, AND \$0.651 MILLION IN FY 1999 FOR DEMINING TRANSFERRED FROM THE NONPROLIFERATION, ANTI-TERRORISM, DEMINING AND RELATED PROGRAMS APPROPRIATION TO THE FOREIGN MILITARY FINANCING APPROPRIATION PURSUANT TO THE FY 1997 (P.L.104-208), FY 1998 (P.L.105-118), AND FY 1999 (P.L.105-277) FOREIGN ASSISTANCE APPROPRIATIONS ACTS.

D/ IN FY 1994, P.L. 103-211 RESCINDED \$91,721 THOUSAND OF FOREIGN MILITARY FINANCING AND MAP MERGER FUNDS INVOLVING 29 COUNTRIES AND INTERNATIONAL ORGANIZATIONS AS FOLLOWS: FOREIGN MILITARY FINANCING FUNDS OF \$90,282 THOUSAND AND MAP MERGER FUNDS OF \$439 THOUSAND. SECDEF MESSAGE DTG 261745Z APRIL 1994, SUBJECT: FY 1994 FOREIGN MILITARY FINANCING (FMF) RESCISSION, PROVIDES DETAILS REGARDING COUNTRIES AND FISCAL YEARS AFFECTED BY THIS RESCISSION.

E/ INCLUDES \$1.5 BILLION FOR EGYPT AND \$2.2 BILLION FOR ISRAEL AUTHORIZED BY P.L. 36-38 (SUPPLEMENTAL APPROPRIATIONS ACT, JULY 25, 1979).

F/ INCLUDES \$500.0 MILLION AUTHORIZED BY P.L. 91-441 AND APPROPRIATED BY P.L. 91-665 (SUPPLEMENTAL APPROPRIATIONS ACT, JANUARY 8, 1971) AND \$2,182,664 THOUSAND PURSUANT TO P.L. 93-199 (EMERGENCY SECURITY ASSISTANCE ACT, DECEMBER 26, 1973).

G/ EXCLUDES \$13.0 MILLION OF FY 1991 GRANTS ORIGINALLY ALLOCATED TO EL SALVADOR WHICH WERE TRANSFERRED TO THE FUND FOR CEASE-FIRE MONITORING, DEMOBILIZATION, AND TRANSITION TO PEACE PURSUANT TO SECTION 531(F) OF P.L. 101-513.

TOTALS MAY NOT ADD DUE TO ROUNDING \* LESS THAN \$500  
PAGE 58 AS OF 30 SEP 99

PAGE INTENTIONALLY LEFT BLANK

COMMERCIAL EXPORTS LICENSED UNDER ARMS EXPORT CONTROL ACT

(DOLLARS IN THOUSANDS)

	FY 1950	FY 1989	FY 1990	FY 1991	FY 1992	FY 1993	FY 1994
<u>WORLDWIDE</u>	<u>47,308,599</u>	<u>6,215,959</u>	<u>5,165,782</u>	<u>2,667,219</u>	<u>3,808,085</u>	<u>3,339,128</u>	
<u>EAST ASIA AND PACIFIC</u>	<u>14,622,123</u>	<u>1,647,884</u>	<u>1,835,825</u>	<u>969,764</u>	<u>870,094</u>	<u>814,704</u>	
AUSTRALIA	2,031,885	97,377	71,292	49,474	136,150	28,842	
BRUNEI	13,799	2,248	1,122	558	294	21	
CAMBODIA	5	-	-	-	-	-	
CANTON & ENDERBURY I	6	-	-	-	-	-	
CHINA	179,267	3,958	2,594	436	-	-	66
FIJI	809	92	5	-	-	-	679
FRENCH POLYNESIA (FR)	591	1	15	*	65	1	
HONG KONG	204,311	4,414	3,875	2,214	1,255	771	
INDONESIA	187,656	33,090	6,762	18,134	4,025	9,335	
JAPAN	6,762,585	893,598	770,563	619,327	220,064	379,550	
KIRIBATI (GILBERT IS)	3,396	-	-	-	-	-	
KOREA (SEOUL)	1,876,952	294,123	612,714	82,441	121,794	88,724	
LAOS	4	-	-	-	-	-	
MACAU	335	55	13	46	77	178	
MALAYSIA	496,121	15,729	16,897	3,100	7,458	6,311	
MYANMAR	19,472	-	-	-	-	-	
NAURU	236	-	-	-	-	-	
NEW CALEDONIA (FR)	3,212	8	37	81	52	33	
NEW ZEALAND	210,945	10,629	9,731	9,049	1,866	2,070	
NIUE	107	-	-	-	-	-	
NORFOLK ISLAND (AUST)	*	-	-	-	-	-	
PAPUA NEW GUINEA	900	*	214	1,319	234	14	
PITCAIRN (UK)	*	-	-	-	-	-	
REP OF PHILIPPINES	119,888	12,068	1,325	1,915	723	1,329	
SINGAPORE	684,153	98,422	74,010	53,593	16,437	14,880	
SOLOMON ISLANDS	125	-	-	10	-	-	
TAIWAN	1,408,087	149,963	160,041	95,610	346,026	261,869	
THAILAND	417,156	32,077	104,610	32,457	13,570	20,027	
TOKELAU	14	5	-	-	-	-	
TONGA	14	25	5	-	3	-	
TUVALU	9	-	-	-	-	-	
VANUATU	15	-	-	-	-	-	
VIETNAM	66	-	-	-	-	-	4
WESTERN SAMOA	4	-	-	-	-	-	
<u>NEAR EAST AND SOUTH ASIA</u>	<u>10,157,693</u>	<u>863,493</u>	<u>445,153</u>	<u>186,412</u>	<u>145,787</u>	<u>193,661</u>	
AFGHANISTAN	597	-	-	-	-	-	
ALGERIA	97,392	1,049	1,372	1,311	368	2,774	
BAHRAIN	20,319	2,536	677	817	85	1,370	
BANGLADESH	14,320	1,004	1,309	137	200	196	
BHUTAN	7	204	-	30	-	-	
BR INDIAN OCEAN TERR	353	-	-	-	-	-	
EGYPT	670,980	205,962	75,591	31,043	18,684	9,610	

TOTALS MAY NOT ADD DUE TO ROUNDING \* LESS THAN \$500

COMMERCIAL EXPORTS LICENSED UNDER ARMS EXPORT CONTROL ACT

(DOLLARS IN THOUSANDS)

	FY 1995	FY 1996	FY 1997	FY 1998	FY 1999	FY 1950 FY 1999
	<u>3,172,773</u>	<u>1,562,704</u>	<u>1,818,273</u>	<u>2,044,935</u>	<u>654,260</u>	<u>77,757,717</u>
<u>WORLDWIDE</u>						
<u>EAST ASIA AND PACIFIC</u>						
AUSTRALIA	1,054,284	597,902	718,846	618,427	186,535	23,936,388
BRUNEI	60,539	56,702	61,484	71,076	18,650	2,683,471
CAMBODIA	20,325	1,007	20,906	21,369	337	81,986
CANTON & ENDERBURY I	-	-	39	-	-	44
CHINA	200	204	111	-	-	6
FIJI	10	11	-	389	-	187,226
FRENCH POLYNESIA(FR)	11,031	4	1	-	-	1,606
HONG KONG	1,018	1,525	284	1,388	1,103	11,710
INDONESIA	8,185	10,883	4,442	4,349	630	222,158
JAPAN	744,937	373,423	249,298	249,498	118,542	287,492
KIRIBATI(GILBERT IS)	-	-	-	-	-	11,381,384
KOREA (SEOUL)	61,574	85,356	47,079	60,105	10,711	3,396
LAOS	-	-	-	-	-	3,341,573
MACAU	54	20	49	30	74	4
MALAYSIA	11,813	8,644	34,790	2,900	2,811	931
MYANMAR	-	-	-	-	-	606,575
NAURU	-	-	-	-	-	19,472
NEW CALEDONIA (FR)	11	20	8	16	2	236
NEW ZEALAND	4,627	4,688	7,525	6,766	2,130	3,481
NIUE	-	-	-	-	-	270,026
NORFOLK ISLAND(AUST)	-	-	-	-	-	107
PAPUA NEW GUINEA	-	204	1	76	58	*
PITCAIRN (UK)	-	-	-	-	-	3,021
REP OF PHILIPPINES	1,706	2,308	559	1,583	815	144,219
SINGAPORE	40,038	10,889	12,215	3,087	10,873	1,018,596
SOLOMON ISLANDS	169	-	74	74	-	452
TAIWAN	27,760	20,392	261,136	173,055	15,500	2,919,439
THAILAND	60,277	21,574	18,846	22,666	4,299	747,558
TOKELAU	-	-	-	-	-	18
TONGA	-	46	-	-	-	94
TUVALU	-	-	-	-	-	9
VANUATU	-	-	-	-	-	15
VIETNAM	10	-	*	-	-	80
WESTERN SAMOA	-	-	-	-	-	4
<u>NEAR EAST AND SOUTH ASIA</u>	<u>111,912</u>	<u>86,287</u>	<u>42,263</u>	<u>39,400</u>	<u>20,096</u>	<u>12,292,157</u>
AFGHANISTAN	-	-	-	-	-	597
ALGERIA	9,055	20	37	375	-	113,753
BAHRAIN	1,853	616	98	122	152	28,644
BANGLADESH	224	224	342	3,256	181	21,394
BHUTAN	-	-	-	-	-	240
BR INDIAN OCEAN TERR	-	-	-	-	-	353
EGYPT	10,264	3,523	5,009	2,395	623	1,033,684

TOTALS MAY NOT ADD DUE TO ROUNDING \* LESS THAN \$500

COMMERCIAL EXPORTS LICENSED UNDER ARMS EXPORT CONTROL ACT (CONTINUED)

(DOLLARS IN THOUSANDS)

	FY 1950	FY 1989	FY 1990	FY 1991	FY 1992	FY 1993	FY 1994
<b>NEAR EAST AND SOUTH ASIA (CONTINUED)</b>							
INDIA	279,469	17,389	62,210	4,503	10,440	97,367	-
IRAN	670,767	-	-	-	-	-	-
IRAQ	2,973	1,652	-	-	-	-	-
ISRAEL	5,643,003	387,290	169,133	27,872	41,799	33,968	-
JORDAN	329,322	12,077	901	1,966	1,322	1,010	-
KUWAIT	73,373	3,469	2,276	7,372	1,703	1,362	-
LEBANON	18,087	120	517	356	954	808	-
LIBYA	31,318	-	-	-	-	-	-
MALDIVES	34	183	36	318	36	40	-
MOROCCO	125,355	2,775	14,935	3,468	479	8,580	-
NEPAL	148	-	-	*	-	98	-
OMAN	36,115	2,237	2,841	1,544	1,709	1,272	-
PAKISTAN	252,066	99,906	25,272	8,162	4,789	1,781	-
QATAR	18,020	5	1,343	572	530	1,531	-
SAUDI ARABIA	1,646,880	91,474	66,688	88,853	53,185	7,746	-
SRI LANKA	6,274	135	319	844	332	249	-
SYRIA	1,529	-	-	-	-	-	-
TUNISIA	107,606	466	1,173	496	480	142	-
UNITED ARAB EMIRATES	-	-	-	-	-	-	-
UNITED ARAB EMIRATES	110,853	33,559	17,771	6,747	8,682	22,919	-
YEMEN	532	*	790	3	12	838	-
<b>EUROPE</b>	<b>17,707,466</b>	<b>2,240,628</b>	<b>1,491,975</b>	<b>465,681</b>	<b>525,518</b>	<b>757,528</b>	<b>-</b>
ALBANIA	-	279	-	-	-	-	-
ANDORRA	59	-	98	19	2	-	-
AUSTRIA	82,059	6,768	3,947	7,483	1,142	2,749	-
AZERBAIJAN	-	-	-	-	-	-	-
BELGIUM	1,178,228	51,281	42,899	13,687	21,212	10,466	-
BOSNIA-HERZEGOVINA	-	-	-	-	-	-	-
BULGARIA	19	-	500	-	3	9	-
CROATIA	-	-	-	-	-	-	-
CYPRUS	1,737	680	513	105	399	309	-
CZECH REPUBLIC	-	-	2	45	38	849	-
CZECHOSLOVAKIA	-	-	2	317	108	-	-
DENMARK	288,674	12,413	7,548	9,386	32,262	25,716	-
ESTONIA	-	-	-	-	-	165	-
FAEROE ISLANDS	3	-	-	-	-	-	-
FINLAND	64,088	12,682	8,908	5,752	4,996	99,569	-
FRANCE	1,015,114	74,025	206,113	65,425	18,332	96,634	-
GEORGIA	-	-	-	-	-	-	-
GERMANY	3,118,248	470,383	173,628	66,887	115,440	238,993	-
GIBRALTAR (UK)	95	1	1	-	-	-	-
GREECE	1,704,418	19,163	17,581	18,494	5,366	4,152	-
HUNGARY	-	-	768	213	609	94	-

TOTALS MAY NOT ADD DUE TO ROUNDING

\* LESS THAN \$500

COMMERCIAL EXPORTS LICENSED UNDER ARMS EXPORT CONTROL ACT (CONTINUED)

(DOLLARS IN THOUSANDS)

FY 1995	FY 1996	FY 1997	FY 1998	FY 1999	FY 1999	FY 1950
-	-	-	-	-	-	471,378
-	-	-	-	-	-	670,767
34,706	13,098	12,819	11,508	4,228	4,624	6,379,426
1,911	3,972	873	330	169	353,853	JORDAN
7,736	3,730	287	4,305	3,937	109,551	KUWAIT
548	322	808	778	62	23,360	LEBANON
-	-	-	-	-	31,318	LIBYA
12	-	-	43	-	702	MALDIVES
1,790	173	354	1,617	14	159,540	MOROCCO
58	37	1,139	20	11	1,512	NEPAL
1,575	963	236	199	665	49,355	OMAN
6,286	4,224	2,223	346	-	405,054	PAKISTAN
973	596	306	323	682	24,881	QATAR
27,110	48,367	12,121	11,714	7,581	2,061,717	SAUDI ARABIA
694	1,010	659	294	150	10,959	SRI LANKA
-	-	-	-	-	1,529	SYRIA
599	423	733	184	242	112,543	TUNISIA
-	-	3,524	1,591	1,399	2,990	UNITED ARAB EMIRATES
6,344	4,991	693	-	-	215,391	UNITED ARAB EMIRATES
171	-	-	-	-	3,039	YEMEN
558,141	432,006	358,593	919,413	192,081	25,649,030	EUROPE
1	-	-	-	-	280	ALBANIA
5	-	-	1	-	184	ANDORRA
2,852	2,748	1,148	2,606	786	114,289	AUSTRIA
-	38	-	-	-	38	AZERBAIJAN
6,330	16,607	13,652	9,118	5,766	1,369,247	BELGIUM
-	45	-	-	-	45	BOSNIA-HERZEGOVINA
3	5	-	15	721	1,276	BULGARIA
1	103	59	-	751	913	CROATIA
404	149	68	2	13	4,379	CYPRUS
546	230	258	76	37,571	39,614	CZECH REPUBLIC
-	-	-	-	-	427	CZECHOSLOVAKIA
2,054	26,120	4,216	3,991	1,215	413,594	DENMARK
333	19	-	*	-	518	ESTONIA
-	-	-	-	-	3	FAEROE ISLANDS
931	2,736	1,307	139,408	16,203	356,579	FINLAND
98,099	119,738	8,179	18,646	6,874	1,727,179	FRANCE
-	66	66	-	-	132	GEORGIA
36,386	38,662	28,820	41,403	12,032	4,340,883	GERMANY
-	-	-	-	-	96	GIBRALTAR (UK)
16,159	3,667	2,450	13,626	32,044	1,837,119	GREECE
83	29	6	30	39	1,871	HUNGARY

NEAR EAST AND SOUTH ASIA (CONTINUED)

TOTALS MAY NOT ADD DUE TO ROUNDING \* LESS THAN \$500

COMMERCIAL EXPORTS LICENSED UNDER ARMS EXPORT CONTROL ACT (CONTINUED)

(DOLLARS IN THOUSANDS)

	FY 1950	FY 1989	FY 1990	FY 1991	FY 1992	FY 1993	FY 1994
EUROPE (CONTINUED)							
ICELAND	1,161		11	49	13	4	21
IRELAND	7,206		438	149	214	346	687
ITALY	2,239,789		148,201	185,665	53,694	34,679	53,196
KAZAKHSTAN	-		-	-	-	-	3
LATVIA	-		-	-	-	-	-
LIECHTENSTEIN	101		3	14	-	7	2
LITHUANIA	-		-	-	-	-	*
LUXEMBOURG	61,424		19,937	16,125	7,904	3,050	111
MACEDONIA (FYROM)	-		-	-	-	-	-
MALTA	227		2	7	-	57	5
MOLDOVA	-		-	-	-	-	-
MONACO	197		54	21	12	47	-
NETHERLANDS	1,028,552		100,739	54,295	27,991	7,861	5,730
NORWAY	576,046		47,504	42,499	9,651	13,914	42,625
POLAND	585		212	-	27	88	661
PORTUGAL	143,159		10,490	11,075	8,053	3,151	1,897
ROMANIA	5,152		-	-	-	-	11
RUSSIA	-		-	-	17	75	526
SAN MARINO	6		-	-	-	-	-
SLOVAKIA	-		-	-	273	22	30
SLOVENIA	-		-	-	-	-	141
SPAIN	839,735		46,464	47,779	36,768	50,190	19,695
SVALBARD & JAN MAYEN	3,343		51	107	42	-	-
SWEDEN	677,648		57,490	39,078	18,704	6,163	14,109
SWITZERLAND	638,860		165,456	96,667	9,158	1,847	10,219
TURKEY	600,309		220,302	79,922	37,673	122,481	14,824
TURKMENISTAN	-		-	-	-	-	*
UKRAINE	-		-	-	-	-	6
UNION OF SOV SOC REP	21		-	-	-	-	-
UNITED KINGDOM	3,302,612		771,264	454,386	67,677	81,625	113,322
UZBEKISTAN	-		-	-	-	-	-
YUGOSLAVIA	128,591		4,337	1,629	-	-	-
<b>AFRICA</b>	<b>286,830</b>		<b>10,437</b>	<b>15,835</b>	<b>4,490</b>	<b>1,721</b>	<b>525</b>
ANGOLA	82		-	-	-	8	19
BENIN	1		-	-	-	34	-
BOTSWANA	27,957		1,516	2,325	1,417	16	1
BURKINA FASO	1,088		5	-	-	-	-
BURUNDI	346		189	24	4	-	-
CAMEROON	17,587		136	-	10	-	*
CAPE VERDE	-		1	-	-	-	-
CENTRAL AFRICAN REP	91		-	5	-	-	-
CHAD	24,985		297	1	1	-	-
COMOROS	-		-	17	-	-	-

TOTALS MAY NOT ADD DUE TO ROUNDING \* LESS THAN \$500

COMMERCIAL EXPORTS LICENSED UNDER ARMS EXPORT CONTROL ACT (CONTINUED)

(DOLLARS IN THOUSANDS)

	FY 1995	FY 1996	FY 1997	FY 1998	FY 1999	FY 1950 FY 1999
	5	17	12	8	5	
	471	3,288	62	209	394	1,306
	37,566	33,923	16,797	20,799	6,346	13,464
	55	6,559	51	-	-	2,830,655
	6	2	-	-	-	6,668
	-	-	-	-	-	8
	-	5	-	-	-	127
	338	1,388	475	611	297	6
	-	16	-	-	-	111,660
	61	-	-	1	-	16
	13	2	-	-	-	361
	8	2	17	4	2	15
	6,148	9,992	17,377	10,144	4,703	365
	9,980	5,803	11,415	3,716	1,841	1,273,534
	100	914	195	195	546	764,993
	2,491	6,720	970	1,509	819	3,524
	30	654	18,522	49	189	190,335
	7,079	2,132	285	12	34	24,607
	-	-	-	-	-	10,161
	117	230	98	-	-	6
	-	8	150	5	797	771
	36,328	14,961	15,175	16,529	4,299	1,101
	-	-	-	-	-	1,127,923
	5,571	20,687	12,399	15,177	12,657	3,543
	3,688	5,976	2,018	3,737	2,352	879,682
	176,764	71,705	107,113	567,150	7,751	939,976
	-	*	-	-	-	2,005,993
	35	9	5	-	-	*
	-	-	-	-	-	55
	107,095	36,049	95,222	50,636	35,034	21
	4	-	6	-	-	5,114,923
	-	-	-	-	-	10
	3,645	7,264	5,030	1,819	242	134,557
	10	-	12	-	-	337,837
	-	1	-	1	-	133
	27	175	78	650	10	35
	-	-	2	1	-	34,172
	38	9	-	-	-	1,096
	18	5	-	18	1	610
	-	-	-	-	-	17,775
	-	-	-	-	-	1
	-	-	-	-	-	96
	-	-	-	-	-	25,283
	-	-	-	-	-	17

EUROPE (CONTINUED)

ICELAND  
IRELAND  
ITALY  
KAZAKHSTAN  
LATVIA  
LIECHTENSTEIN  
LITHUANIA  
LUXEMBOURG  
MACEDONIA (FYROM)  
MALTA  
MOLDOVA  
MONACO  
NETHERLANDS  
NORWAY  
POLAND  
PORTUGAL  
ROMANIA  
RUSSIA  
SAN MARINO  
SLOVAKIA  
SLOVENIA  
SPAIN  
SVALBARD & JAN MAYEN  
SWEDEN  
SWITZERLAND  
TURKEY  
TURKMENISTAN  
UKRAINE  
UNION OF SOV SOC REP  
UNITED KINGDOM  
UZBEKISTAN  
YUGOSLAVIA

AFRICA  
ANGOLA  
BENIN  
BOTSWANA  
BURKINA FASO  
BURUNDI  
CAMEROON  
CAPE VERDE  
CENTRAL AFRICAN REP  
CHAD  
COMOROS

TOTALS MAY NOT ADD DUE TO ROUNDING

\* LESS THAN \$500

COMMERCIAL EXPORTS LICENSED UNDER ARMS EXPORT CONTROL ACT (CONTINUED)

(DOLLARS IN THOUSANDS)

	FY 1989	FY 1990	FY 1991	FY 1992	FY 1993	FY 1994
<b>AFRICA (CONTINUED)</b>						
CONGO (BRAZZAVILLE)	61	63	-	-	-	29
CONGO (KINSHASA)	6,569	44	-	-	-	-
DJIBOUTI	4,138	42	-	19	*	-
EQUATORIAL GUINEA	*	-	-	-	-	-
ERITREA	-	-	-	-	-	-
ETHIOPIA	3,856	-	-	-	-	156
GABON	5,042	328	-	7	52	3
GAMBIA	386	1	-	-	-	-
GHANA	912	19	57	4	35	-
GUINEA	152	284	42	231	-	-
GUINEA-BISSAU	33	-	-	-	-	-
IVORY COAST	1,345	30	42	2	3	8
KENYA	20,161	675	94	28	218	23
LESOTHO	33	-	-	-	-	-
LIBERIA	2,559	-	-	-	-	-
MADAGASCAR	574	233	-	2	-	*
MALAWI	11	-	-	-	-	-
MALI	34	-	2	1	1	-
MAURITANIA	687	-	16	2	-	-
MAURITIUS	330	83	4	171	-	4
MOZAMBIQUE	830	-	385	59	*	-
NAMIBIA	1,073	65	153	103	240	16
NIGER	3,769	128	1	-	27	2
NIGERIA	105,781	5,711	2,399	1,807	1,001	14
REUNION (FR)	36	46	28	-	-	-
RWANDA	10	-	-	-	-	-
SENEGAL	390	15	125	343	-	27
SEYCHELLES	42	-	-	-	-	-
SIERRA LEONE	58	-	20	4	-	-
SOMALIA	2,163	-	-	-	-	-
SOUTH AFRICA	26,937	-	-	-	-	132
ST HELENA (UK)	*	-	*	-	-	-
SUDAN	15,771	33	15	41	-	-
SWAZILAND	113	-	8	4	-	-
TANZANIA	3,638	-	91	3	1	2
TOGO	1,570	-	90	-	20	-
UGANDA	943	-	9,707	18	20	18
WESTERN SAHARA	21	-	-	-	-	-
ZAMBIA	2,567	448	57	39	21	16
ZIMBABWE	2,099	46	128	169	25	52
<b>WESTERN HEMISPHERE</b>	<b>3,693,941</b>	<b>280,556</b>	<b>340,570</b>	<b>146,023</b>	<b>44,806</b>	<b>235,653</b>
ANGUILLA	205	-	-	-	6	-
ANTIGUA & BARBUDA	78	1	-	1	1	-

TOTALS MAY NOT ADD DUE TO ROUNDING \* LESS THAN \$500

COMMERCIAL EXPORTS LICENSED UNDER ARMS EXPORT CONTROL ACT (CONTINUED)  
(DOLLARS IN THOUSANDS)

<u>FY 1995</u>	<u>FY 1996</u>	<u>FY 1997</u>	<u>FY 1998</u>	<u>FY 1999</u>	<u>FY 1950</u> <u>FY 1999</u>
3	-	-	-	-	156
-	-	-	-	-	6,613
-	-	-	-	-	4,199
341	-	7	7	-	*
92	10	10	-	-	356
1	12	9	-	-	4,115
16	-	-	-	-	5,453
6	-	3,284	-	-	403
-	-	-	1	-	4,318
-	-	-	-	-	709
-	-	-	-	-	33
7	16	13	-	-	1,465
419	19	128	68	5	21,838
-	-	-	-	-	33
-	-	-	-	-	2,559
-	-	-	-	-	809
-	-	-	*	-	11
1	-	-	-	-	38
-	85	-	-	-	790
225	7	2	-	-	827
-	-	-	-	-	1,274
38	6	194	22	-	1,910
1	1	-	1	-	3,930
25	3,318	*	-	-	120,057
-	-	-	-	-	109
-	-	-	-	-	10
-	-	14	4	-	918
-	-	-	-	-	42
-	-	-	-	-	82
-	-	-	-	-	2,163
1,209	1,863	1,161	915	176	32,392
-	-	-	-	-	1
-	-	-	-	-	15,859
-	-	-	-	-	126
2	3	69	58	48	3,915
-	50	-	-	-	1,729
1	63	-	-	-	10,771
-	-	-	-	-	21
1,093	1,595	3	*	-	5,839
71	36	45	72	2	2,744
<u>490,612</u>	<u>161,467</u>	<u>56,334</u>	<u>71,411</u>	<u>58,987</u>	<u>5,580,362</u>
-	-	-	-	-	211
1	1	-	8	177	268

AFRICA (CONTINUED)

CONGO (BRAZZAVILLE)  
CONGO (KINSHASA)  
DJIBOUTI  
EQUATORIAL GUINEA  
ERITREA  
ETHIOPIA  
GABON  
GAMBIA  
GHANA  
GUINEA  
GUINEA-BISSAU  
IVORY COAST  
KENYA  
LESOTHO  
LIBERIA  
MADAGASCAR  
MALAWI  
MALI  
MAURITANIA  
MAURITIUS  
MOZAMBIQUE  
NAMIBIA  
NIGER  
NIGERIA  
REUNION (FR)  
RWANDA  
SENEGAL  
SEYHELLES  
SIERRA LEONE  
SOMALIA  
SOUTH AFRICA  
ST HELENA (UK)  
SUDAN  
SWAZILAND  
TANZANIA  
TOGO  
UGANDA  
WESTERN SAHARA  
ZAMBIA  
ZIMBABWE

WESTERN HEMISPHERE  
ANGUILLA  
ANTIGUA & BARBUDA

TOTALS MAY NOT ADD DUE TO ROUNDING

\* LESS THAN \$500

COMMERCIAL EXPORTS LICENSED UNDER ARMS EXPORT CONTROL ACT (CONTINUED)

(DOLLARS IN THOUSANDS)

	FY 1950	FY 1989	FY 1990	FY 1991	FY 1992	FY 1993	FY 1994
<b>WESTERN HEMISPHERE (CONTINUED)</b>							
ARGENTINA	171,497	-	4,345	4,035	3,123	1,353	19,219
ARUBA	-	-	-	-	-	7	5
BAHAMAS	1,009	109	3,603	3,603	173	202	17
BARBADOS	830	50	69	69	137	20	33
BELIZE	765	8	15	15	40	17	29
BERMUDA	2,648	64	30	30	63	13	83
BOLIVIA	8,243	270	1,753	1,753	350	86	113
BR VIRGIN ISLAND(UK)	354	-	10	10	*	-	3
BRAZIL	339,938	17,744	8,951	8,951	10,028	6,974	124,123
CANADA	1,629,218	51,764	141,646	141,646	1,526	3,158	15,719
CAYMAN ISLANDS (UK)	1,723	64	30	30	95	15	8
CHILE	14,328	165	738	738	1,901	3,405	1,404
COLOMBIA	102,321	1,548	1,077	1,077	2,164	10,808	2,341
COSTA RICA	12,004	193	494	494	213	301	379
DOMINICA	1,117	1	-	-	3	1	1
DOMINICAN REPUBLIC	7,582	2,212	228	228	113	637	1,952
ECUADOR	54,043	1,178	12,608	12,608	2,897	1,653	529
EL SALVADOR	12,008	317	140	140	297	109	1,944
FALKLAND ISLANDS(UK)	414	-	-	-	-	-	-
FRENCH GUIANA (FR)	479,955	126,776	118,525	118,525	100,855	355	6,424
GREENLAND (DEN)	43	-	-	-	-	-	-
GRENADA	62	10	4	4	-	12	*
GUADELOUPE (FR)	32	-	-	-	-	-	-
GUATEMALA	9,080	6,991	257	257	132	21	1,496
GUYANA	16,818	80	5	5	7	5	85
HAITI	2,521	104	135	135	*	-	-
HONDURAS	15,269	1,841	245	245	594	152	344
JAMAICA	3,861	182	540	540	362	215	455
MARTINIQUE (FR)	34	-	*	*	-	-	4
MEXICO	154,269	47,372	30,818	30,818	12,893	11,459	54,479
MONTERRAT (UK)	12	-	-	-	5	-	-
NETH ANTILLES (NE)	2,365	272	183	183	42	64	48
NICARAGUA	4,309	-	-	-	206	43	1,255
PANAMA	52,367	2,070	644	644	214	410	354
PARAGUAY	28,338	1,019	234	234	131	172	55
PERU	137,125	1,626	668	668	947	594	203
ST KITTS AND NEVIS	3	*	-	-	-	12	1
ST LUCIA	41	2	-	-	7	-	5
ST PIERRE + MIQUELON	2	-	-	-	-	-	-
ST VINCENT + GREN.	13	-	-	-	-	-	-
SURINAME	147	294	1	1	21	1	1
TRINIDAD + TOBAGO	4,271	102	82	82	117	49	117
TURKS & CAICOS (UK)	58	-	4	4	*	-	3
URUGUAY	5,621	751	772	772	2,128	808	517

TOTALS MAY NOT ADD DUE TO ROUNDING \* LESS THAN \$500

COMMERCIAL EXPORTS LICENSED UNDER ARMS EXPORT CONTROL ACT (CONTINUED)

(DOLLARS IN THOUSANDS)

FY 1995	FY 1996	FY 1997	FY 1998	FY 1999	FY 1999	FY 1950
1,888	2,169	2,743	1,312	485	212,170	ARGENTINA
5	11	-	15	-	43	ARUBA
-	25	2	1	1,658	6,800	BAHAMAS
67	39	23	15	9	1,293	BARBADOS
41	38	27	208	-	1,188	BELIZE
22	10	7	-	-	2,940	BERMUDA
8,535	1,098	130	684	-	21,263	BOLIVIA
-	1	4	-	-	372	BR VIRGIN ISLAND(UK)
5,730	3,629	8,726	6,530	1,831	534,204	BRAZIL
884	211	1,201	1,551	1,758	1,848,635	CANADA
17	-	3	7	-	1,962	CAYMAN ISLANDS (UK)
2,446	1,365	1,513	3,333	2,096	32,693	CHILE
8,943	6,623	11,809	42,699	996	191,328	COLOMBIA
610	332	226	326	179	15,258	COSTA RICA
*	-	-	-	-	1,123	DOMINICA
95	72	104	206	68	13,270	DOMINICAN REPUBLIC
3,503	2,072	1,864	2,964	705	84,017	ECUADOR
641	2,498	666	132	161	18,912	EL SALVADOR
-	-	-	-	-	414	FALKLAND ISLANDS(UK)
2,295	110,983	15,418	1,550	166	963,303	FRENCH GUIANA (FR)
27	-	14	-	2	86	GREENLAND (DEN)
-	-	10	*	-	99	GUATEMALA
-	-	-	-	-	32	HAITI
445,182	40	313	300	26	463,837	HONDURAS
44	14	26	49	3	17,137	JAMAICA
489	87	55	12	-	3,403	MARTINIQUE (FR)
437	172	30	278	6	19,368	MEXICO
124	65	81	47	74	6,007	MONTERRAT (UK)
-	-	-	-	-	38	NETH ANTILLES (NE)
1,990	13,505	3,737	5,193	5,521	341,237	NICARAGUA
-	3	-	-	-	20	PANAMA
*	18	40	114	2	3,148	PARAGUAY
-	11	78	1	-	5,903	PERU
455	37	2,208	265	39	59,064	ST KITTS AND NEVIS
233	11,367	28	111	93	41,781	ST LUCIA
2,643	1,345	128	39	35	145,353	ST PIERRE + MIQUELON
1	5	3	3	1	29	ST VINCENT + GREN.
8	4	13	6	-	86	SURINAME
-	-	-	-	-	2	TRINIDAD + TOBAGO
105	1	2	*	-	121	TURKS & CAICOS (UK)
61	94	6	2	11	639	URUGUAY
1,574	42	102	115	213	6,783	
*	-	-	1	-	67	
218	168	146	152	706	11,988	

WESTERN HEMISPHERE (CONTINUED)

TOTALS MAY NOT ADD DUE TO ROUNDING

\* LESS THAN \$500

COMMERCIAL EXPORTS LICENSED UNDER ARMS EXPORT CONTROL ACT (CONTINUED)

(DOLLARS IN THOUSANDS)

	FY 1989	FY 1990	FY 1991	FY 1992	FY 1993	FY 1994
WESTERN HEMISPHERE (CONTINUED)						
VENEZUELA	416,999	11,029	12,026	4,239	1,665	1,903
NON REGIONAL	-	1,136,992	1,007,848	886,577	2,217,149	1,294,090
CLASSIFIED TOTALS A/	-	1,136,992	1,007,848	886,577	2,217,149	1,294,090
INTERNATL. ORG. AND VARIOUS	840,546	35,968	28,575	8,272	3,010	42,967

NOTE: THIS TABLE SHOWS THE TOTAL DOLLAR VALUE OF EXPORTS MADE AGAINST LICENSES GRANTED BY THE DEPARTMENT OF STATE FOR THE EXPORT OF DEFENSE ARTICLES TO FOREIGN GOVERNMENTS BY U.S. COMMERCIAL ENTITIES. THESE DATA ARE COMPILED BY THE OFFICE OF DEFENSE TRADE CONTROLS, DEPARTMENT OF STATE, FROM INFORMATION PROVIDED BY THE U.S. CUSTOMS SERVICE.

A/ FOR FURTHER INFORMATION, SEE THE CLASSIFIED ANNEX TO THE CONGRESSIONAL PRESENTATION DOCUMENT FOR FOREIGN OPERATIONS.

COMMERCIAL EXPORTS LICENSED UNDER ARMS EXPORT CONTROL ACT (CONTINUED)

(DOLLARS IN THOUSANDS)

<u>FY 1995</u>	<u>FY 1996</u>	<u>FY 1997</u>	<u>FY 1998</u>	<u>FY 1999</u>	<u>FY 1999</u>	<u>FY 1950</u>
1,296	3,311	4,852	3,181	41,966	502,467	
875,290	274,256	635,013	392,742	195,703	8,915,660	
875,290	274,256	635,013	392,742	195,703	8,915,660	
78,890	3,523	2,193	1,723	616	1,046,283	

WESTERN HEMISPHERE (CONTINUED)

VENEZUELA

NON REGIONAL  
CLASSIFIED TOTALS A/

INTERNATL. ORG. AND VARIOUS

MAP MERGER FUNDS

(DOLLARS IN THOUSANDS)

	<u>FY 1950</u>	<u>FY 1989</u>	<u>FY 1990</u>	<u>FY 1991</u>	<u>FY 1992</u>	<u>FY 1993</u>	<u>FY 1994</u>
<u>WORLDWIDE</u>		4,572,013	-	-	-	-	-
<u>EAST ASIA AND PACIFIC</u>							
FIJI		594,901	-	-	-	-	-
INDONESIA		287	-	-	-	-	-
REP OF PHILIPPINES		11,000	-	-	-	-	-
THAILAND		462,387	-	-	-	-	-
		121,227	-	-	-	-	-
<u>NEAR EAST AND SOUTH ASIA</u>							
JORDAN		423,991	-	-	-	-	-
MOROCCO		66,337	-	-	-	-	-
NEPAL		198,123	-	-	-	-	-
TUNISIA		500	-	-	-	-	-
YEMEN		143,996	-	-	-	-	-
		15,035	-	-	-	-	-
<u>EUROPE</u>							
FINLAND		1,688,354	-	-	-	-	-
GREECE		300	-	-	-	-	-
PORTUGAL		60,000	-	-	-	-	-
TURKEY		372,990 A/	-	-	-	-	-
		1,255,064	-	-	-	-	-
<u>AFRICA</u>							
BOTSWANA		546,594	-	-	-	-	-
CAMEROON		11,997	-	-	-	-	-
CAPE VERDE		473	-	-	-	-	-
CENTRAL AFRICAN REP		35	-	-	-	-	-
CHAD		578	-	-	-	-	-
CONGO (KINSHASA) B/		29,119 A/	-	-	-	-	-
DJIBOUTI		37,096	-	-	-	-	-
EQUATORIAL GUINEA		10,639	-	-	-	-	-
GAMBIA		1,480	-	-	-	-	-
GHANA		654	-	-	-	-	-
GUINEA		425	-	-	-	-	-
GUINEA-BISSAU		8,064	-	-	-	-	-
IVORY COAST		824	-	-	-	-	-
KENYA		1,000	-	-	-	-	-
LIBERIA B/		97,589	-	-	-	-	-
MADAGASCAR		39,147	-	-	-	-	-
MALAWI		4,034	-	-	-	-	-
MALI		4,633	-	-	-	-	-
MAURITANIA		700	-	-	-	-	-
NIGER		1,596	-	-	-	-	-
RWANDA		17,143	-	-	-	-	-
SAO TOME & PRINCIPE		750	-	-	-	-	-
SENEGAL		315	-	-	-	-	-
SEYCHELLES		13,558	-	-	-	-	-
		225	-	-	-	-	-

TOTALS MAY NOT ADD DUE TO ROUNDING

\* LESS THAN \$500

MAP MERGER FUNDS  
(DOLLARS IN THOUSANDS)

FY 1995	FY 1996	FY 1997	FY 1998	FY 1999	FY 1950	FY 1999
-	-	-	-	-	4,572,013	C/D/ WORLDWIDE
-	-	-	-	-	594,901	EAST ASIA AND PACIFIC
-	-	-	-	-	287	FIJI
-	-	-	-	-	11,000	INDONESIA
-	-	-	-	-	462,387	REP OF PHILIPPINES
-	-	-	-	-	121,227	THAILAND
-	-	-	-	-	423,991	NEAR EAST AND SOUTH ASIA
-	-	-	-	-	66,337	JORDAN
-	-	-	-	-	198,123	MOROCCO
-	-	-	-	-	500	NEPAL
-	-	-	-	-	143,996	TUNISIA
-	-	-	-	-	15,035	YEMEN
-	-	-	-	-	1,688,354	EUROPE
-	-	-	-	-	300	FINLAND
-	-	-	-	-	60,000	GREECE
-	-	-	-	-	372,990	PORTUGAL
-	-	-	-	-	1,255,064	TURKEY
-	-	-	-	-	546,594	AFRICA
-	-	-	-	-	11,997	BOTSWANA
-	-	-	-	-	473	CAMEROON
-	-	-	-	-	35	CAPE VERDE
-	-	-	-	-	578	CENTRAL AFRICAN REP
-	-	-	-	-	29,119	CHAD
-	-	-	-	-	37,096	CONGO (KINSHASA) B/
-	-	-	-	-	10,639	DJIBOUTI
-	-	-	-	-	1,480	EQUATORIAL GUINEA
-	-	-	-	-	654	GAMBIA
-	-	-	-	-	425	GHANA
-	-	-	-	-	8,064	GUINEA
-	-	-	-	-	824	GUINEA-BISSAU
-	-	-	-	-	1,000	IVORY COAST
-	-	-	-	-	97,589	KENYA
-	-	-	-	-	39,147	LIBERIA B/
-	-	-	-	-	4,034	MADAGASCAR
-	-	-	-	-	4,633	MALAWI
-	-	-	-	-	700	MALI
-	-	-	-	-	1,596	MAURITANIA
-	-	-	-	-	17,143	NIGER
-	-	-	-	-	750	RWANDA
-	-	-	-	-	315	SAO TOME & PRINCIPE
-	-	-	-	-	13,558	SENEGAL
-	-	-	-	-	225	SEYHELLES

TOTALS MAY NOT ADD DUE TO ROUNDING

\* LESS THAN \$500

MAP MERGER FUNDS

(DOLLARS IN THOUSANDS)

	<u>FY 1950</u>	<u>FY 1989</u>	<u>FY 1990</u>	<u>FY 1991</u>	<u>FY 1992</u>	<u>FY 1993</u>	<u>FY 1994</u>
<u>AFRICA (CONTINUED)</u>							
SIERRA LEONE	2,181	-	-	-	-	-	-
SOMALIA	118,489	-	-	-	-	-	-
SUDAN	143,276	-	-	-	-	-	-
TANZANIA	50	-	-	-	-	-	-
TOGO	500	-	-	-	-	-	-
UGANDA	25	-	-	-	-	-	-
<u>WESTERN HEMISPHERE</u>	<u>1,318,172</u>	-	-	-	-	-	-
ANTIGUA & BARBUDA	4,396	-	-	-	-	-	-
BARBADOS	2,202	-	-	-	-	-	-
BELIZE	2,729	-	-	-	-	-	-
BOLIVIA	10,435	-	-	-	-	-	-
COLOMBIA	18,841	-	-	-	-	-	-
COSTA RICA	28,153	-	-	-	-	-	-
DOMINICA	3,423	-	-	-	-	-	-
DOMINICAN REPUBLIC	16,019	-	-	-	-	-	-
ECUADOR	10,000	-	-	-	-	-	-
EL SALVADOR	733,502	-	-	-	-	-	-
GRENADA	7,762	-	-	-	-	-	-
GUATEMALA	27,897	-	-	-	-	-	-
HAITI	2,933	-	-	-	-	-	-
HONDURAS	380,935	-	-	-	-	-	-
JAMAICA	28,745	-	-	-	-	-	-
PANAMA	24,728	-	-	-	-	-	-
PERU	2,500	-	-	-	-	-	-
ST KITTS AND NEVIS	4,145	-	-	-	-	-	-
ST LUCIA	2,769	-	-	-	-	-	-
ST VINCENT + GREN.	4,959	-	-	-	-	-	-
TRINIDAD + TOBAGO	100	-	-	-	-	-	-
URUGUAY	1,000	-	-	-	-	-	-

NOTE: IN THE FY 1982 EDITION OF THIS BOOKLET, MAP MERGER FUNDS WERE INCLUDED IN THE MILITARY ASSISTANCE PROGRAM TOTALS. MAP MERGER FUNDS ARE NOW DISPLAYED SEPARATELY.

A/ MAP MERGER FUNDS FOR PORTUGAL OF \$6.5 MILLION IN FY 1982, \$25.0 MILLION IN FY 1983, \$10.0 MILLION IN FY 1984, AND FOR CHAD \$110 THOUSAND IN FY 1984, ARE INCLUDED IN THE MILITARY ASSISTANCE PROGRAM.

B/ P.L. 102-298, DATED JUNE 4, 1992, RESCINDED A TOTAL OF \$12.51 MILLION IN MAP MERGER FUNDS FOR THE FOLLOWING COUNTRIES: LIBERIA \$951,898.09; SOMALIA \$6,238,744.86; SUDAN \$4,746,735.60; CONGA(KINSHASA), FORMERLY ZAIRE \$572,621.45.

C/ P.L. 102-391, DATED OCTOBER 6, 1992, RESCINDED \$25.586 MILLION IN FOREIGN MILITARY FINANCING GRANTS AND MAP MERGER FUNDS OF \$20.164 MILLION, FOR A TOTAL OF \$45.75 MILLION. SEE SECDEF/USDP/DSAA MESSAGE, DTG 070726Z JAN 93, FOR DETAILS CONCERNING MAP MERGER RESCISSIONS.

TOTALS MAY NOT ADD DUE TO ROUNDING \* LESS THAN \$500

MAP MERGER FUNDS  
(DOLLARS IN THOUSANDS)

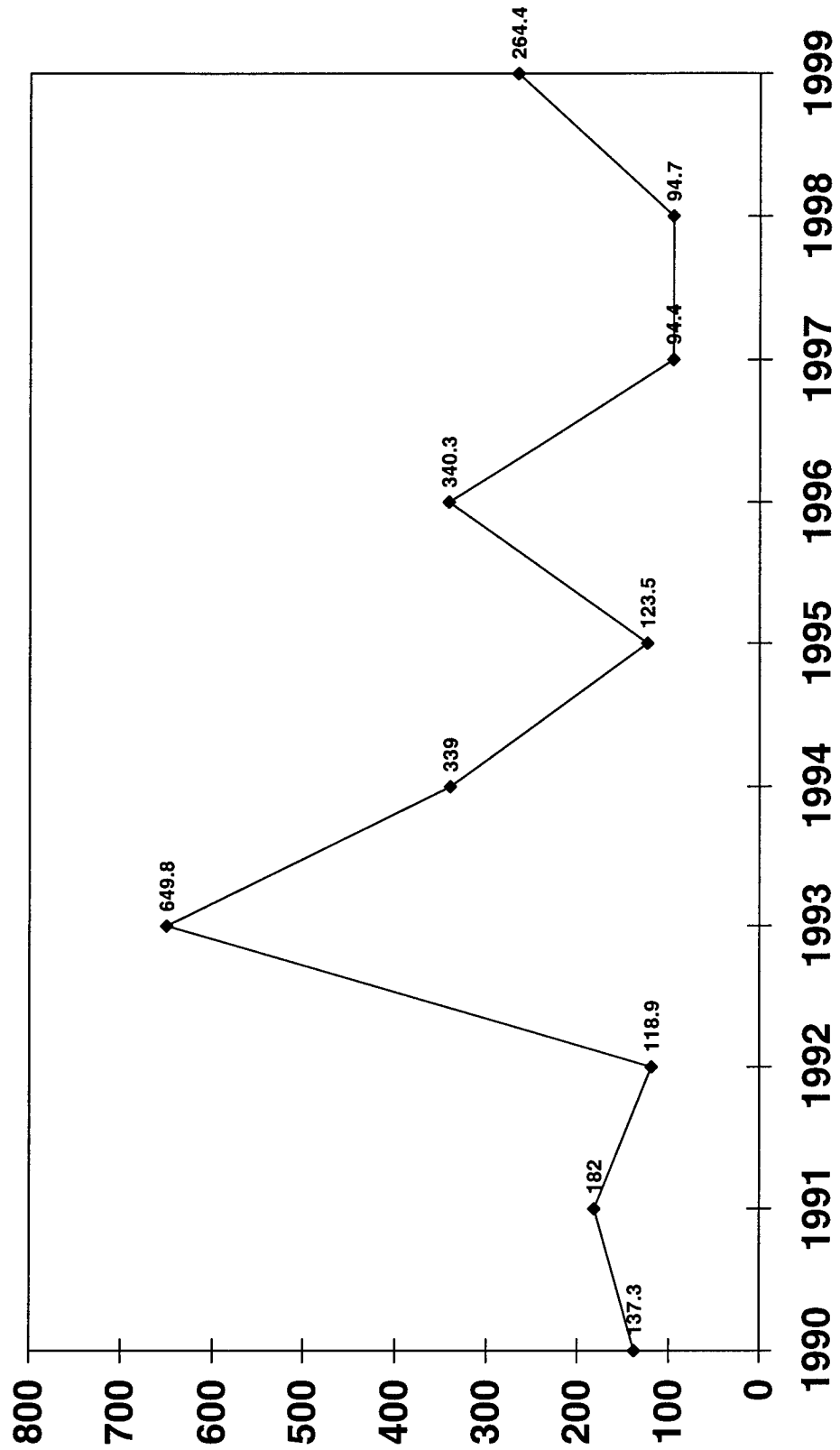
	<u>FY 1995</u>	<u>FY 1996</u>	<u>FY 1997</u>	<u>FY 1998</u>	<u>FY 1999</u>	<u>FY 1950</u> <u>FY 1999</u>
<u>AFRICA (CONTINUED)</u>						
SIERRA LEONE	-	-	-	-	-	2,181
SOMALIA	-	-	-	-	-	118,489
SUDAN	-	-	-	-	-	143,276
TANZANIA	-	-	-	-	-	50
TOGO	-	-	-	-	-	500
UGANDA	-	-	-	-	-	25
<u>WESTERN HEMISPHERE</u>						
ANTIGUA & BARBUDA	-	-	-	-	-	1,318,172
BARBADOS	-	-	-	-	-	4,396
BELIZE	-	-	-	-	-	2,202
BOLIVIA	-	-	-	-	-	2,729
COLOMBIA	-	-	-	-	-	10,435
COSTA RICA	-	-	-	-	-	18,841
DOMINICA	-	-	-	-	-	28,153
DOMINICAN REPUBLIC	-	-	-	-	-	3,423
ECUADOR	-	-	-	-	-	16,019
EL SALVADOR	-	-	-	-	-	10,000
GRENADA	-	-	-	-	-	733,502
GUATEMALA	-	-	-	-	-	7,762
HAITI	-	-	-	-	-	27,897
HONDURAS	-	-	-	-	-	2,933
JAMAICA	-	-	-	-	-	380,935
PANAMA	-	-	-	-	-	28,745
PERU	-	-	-	-	-	24,728
ST KITTS AND NEVIS	-	-	-	-	-	2,500
ST LUCIA	-	-	-	-	-	4,145
ST VINCENT + GREN.	-	-	-	-	-	2,769
TRINIDAD + TOBAGO	-	-	-	-	-	4,959
URUGUAY	-	-	-	-	-	100
	-	-	-	-	-	1,000

TOTALS MAY NOT ADD DUE TO ROUNDING \* LESS THAN \$500

MAP MERGER FUNDS

D/ IN FY 1994, P.L. 103-211 RESCINDED \$91,721 THOUSAND OF FOREIGN MILITARY FINANCING AND MAP MERGER FUNDS INVOLVING 29 COUNTRIES AND INTERNATIONAL ORGANIZATIONS AS FOLLOWS: FOREIGN MILITARY FINANCING FUNDS OF \$90,282 THOUSAND AND MAP MERGER FUNDS OF \$439 THOUSAND. SECDEF MESSAGE DTG 261745Z APRIL 1994, SUBJECT: FY 1994 FOREIGN MILITARY FINANCING (FMF) RESCISSION, PROVIDES DETAILS REGARDING COUNTRIES AND FISCAL YEARS AFFECTED BY THIS RESCISSION.

**MILITARY ASSISTANCE PROGRAM**  
**INCLUDES MASF, EMERGENCY DRAWDOWNS, AND OTHER GRANT ASSISTANCE**  
(Dollars in Millions)



MILITARY ASSISTANCE PROGRAM  
INCLUDES MASF, EMERGENCY DRAWDOWNS, AND OTHER GRANT ASSISTANCE; EXCLUDES TRAINING

(DOLLARS IN THOUSANDS)

	FY 1950	FY 1989	FY 1990	FY 1991	FY 1992	FY 1993	FY 1994
<u>WORLDWIDE</u>		54,900,639	137,300	177,245	116,269	540,219	320,900
<u>EAST ASIA AND PACIFIC</u>		29,013,474	10,000	7,245	3,861	10	-
CAMBODIA		1,177,163	-	-	-	-	-
INDOCHINA		708,977	-	-	-	-	-
INDONESIA		192,322	-	-	-	-	-
JAPAN		810,276	-	-	-	-	-
KOREA (SEOUL) A/		5,471,719	-	-	-	10 C/	-
LAOS A/		1,460,076	-	-	-	-	-
MYANMAR		72,134	-	-	-	-	-
REP OF PHILIPPINES A/		623,290	10,000 C/	7,245	3,861	-	-
TAIWAN		2,554,637	-	-	-	-	-
THAILAND A/		1,169,030	-	-	-	-	-
VIETNAM A/		14,773,851	-	-	-	-	-
<u>NEAR EAST AND SOUTH ASIA</u>		2,167,197	74,000	63,000	52,000	491,100	179,400
AFGHANISTAN		2	-	-	-	-	-
BANGLADESH		-	-	20,000 C/	-	-	13,500 C/
EGYPT		-	-	-	-	-	-
INDIA		90,256	-	-	-	-	-
IRAN		766,733	-	-	-	-	-
IRAQ		45,208	-	-	-	-	-
ISRAEL		-	74,000 C/	43,000 C/	47,000 C/	491,100 C/	165,900 C/
JORDAN		489,891	-	-	-	-	-
LEBANON		13,585	-	-	-	-	-
LIBYA		12,624	-	-	-	-	-
MOROCCO		29,600	-	-	-	-	-
NEPAL		1,678	-	-	-	-	-
PAKISTAN		650,281	-	-	5,000 C/	-	-
SAUDI ARABIA		23,868	-	-	-	-	-
SRI LANKA		3,167	-	-	-	-	-
TUNISIA		40,304	-	-	-	-	-
<u>EUROPE</u>		18,835,843	-	107,000	-	7,000	-
AUSTRIA		96,310	-	-	-	-	-
BELGIUM		1,203,784	-	-	-	-	-
BOSNIA-HERZEGOVINA		-	-	-	-	-	-
DENMARK		587,274	-	-	-	-	-
FRANCE		4,045,066	-	-	-	-	-
GERMANY		884,774	-	-	-	-	-
GREECE		1,673,183	-	-	-	7,000	-
HUNGARY		-	-	-	-	-	-
ITALY		2,243,742	-	-	-	-	-
LUXEMBOURG		7,753	-	-	-	-	-

TOTALS MAY NOT ADD DUE TO ROUNDING

\* LESS THAN \$500

MILITARY ASSISTANCE PROGRAM  
 INCLUDES MASF, EMERGENCY DRAWDOWNS, AND OTHER GRANT ASSISTANCE; EXCLUDES TRAINING

(DOLLARS IN THOUSANDS)

FY 1995	FY 1996	FY 1997	FY 1998	FY 1999	FY 1999	FY 1950
119,000	340,311	70,028	92,900	264,450	57,079,261	
-	14,951	-	-	55,000	29,104,541	
-	151 C/	-	-	-	1,177,314	
-	-	-	-	-	708,977	
-	-	-	-	55,000	247,322	
-	-	-	-	-	810,276	
-	11,800 C/	-	-	-	5,471,719	
-	-	-	-	-	1,471,886	
-	-	-	-	-	72,134	
-	-	-	-	-	644,396	
-	-	-	-	-	2,554,637	
-	-	-	-	-	1,169,030	
-	3,000 C/	-	-	-	14,776,851	
80,000	122,000	14,000	25,000	30,000	3,297,697	
-	-	-	-	-	2	
-	-	-	-	-	20,000	
-	-	-	-	-	13,500	
-	-	-	-	-	90,256	
-	-	-	-	-	766,733	
-	-	14,000 I/	-	-	59,208	
80,000 C/	22,000 C/	-	-	-	923,000	
-	100,000 C/	-	25,000	25,000	639,891	
-	-	-	-	-	13,585	
-	-	-	-	-	12,624	
-	-	-	-	-	29,600	
-	-	-	-	-	1,678	
-	-	-	-	-	655,281	
-	-	-	-	-	23,868	
-	-	-	-	-	3,167	
-	-	-	-	5,000	45,304	
-	100,000	-	-	35,000	19,084,843	
-	-	-	-	-	96,310	
-	-	-	-	-	1,203,784	
-	100,000 C/	-	-	-	100,000	
-	-	-	-	-	587,274	
-	-	-	-	-	4,045,066	
-	-	-	-	-	884,774	
-	-	-	-	-	1,673,183	
-	-	-	-	-	7,000	
-	-	-	-	-	2,243,742	
-	-	-	-	-	7,753	

TOTALS MAY NOT ADD DUE TO ROUNDING

\* LESS THAN \$500

MILITARY ASSISTANCE PROGRAM (CONTINUED)  
 INCLUDES MASF, EMERGENCY DRAWDOWNS, AND OTHER GRANT ASSISTANCE; EXCLUDES TRAINING

(DOLLARS IN THOUSANDS)

	FY 1950	FY 1989	FY 1990	FY 1991	FY 1992	FY 1993	FY 1994
<u>EUROPE (CONTINUED)</u>							
NETHERLANDS	1,178,056	-	-	-	-	-	-
NORWAY	862,177	-	-	-	-	-	-
PORTUGAL	523,068	B/	-	-	-	-	-
SPAIN	689,894	-	-	-	-	-	-
TURKEY	3,138,340	-	107,000	D/	-	-	-
UNITED KINGDOM	1,012,855	-	-	-	-	-	-
YUGOSLAVIA	689,570	-	-	-	-	-	-
<u>AFRICA</u>	<u>274,171</u>	-	-	-	10,000	-	75,000
BENIN	55	-	-	-	-	-	-
BURKINA FASO	57	-	-	-	-	-	-
CAMEROON	239	-	-	-	-	-	-
CHAD	54,166	B/C/	-	-	-	-	-
CONGO (KINSHASA)	23,308	-	-	-	-	-	-
ERITREA	-	-	-	-	-	-	-
ETHIOPIA	182,948	-	-	-	-	-	-
GUINEA	810	-	-	-	-	-	-
IVORY COAST	54	-	-	-	-	-	-
LIBERIA	6,249	-	-	-	-	-	-
MALI	1,865	-	-	-	-	-	-
NIGER	52	-	-	-	-	-	75,000 C/
RWANDA	-	-	-	-	-	-	-
SENEGAL	2,646	-	-	-	10,000	C/	-
SIERRA LEONE	-	-	-	-	-	-	-
SUDAN	1,721	-	-	-	-	-	-
UGANDA	-	-	-	-	-	-	-
<u>WESTERN HEMISPHERE</u>	<u>834,820</u>	-	53,300	-	50,408	17,109	66,500
ARGENTINA	34,020	-	-	-	5,400	9,602	-
BARBADOS	-	-	-	-	-	-	-
BELIZE	-	500	E/	-	-	-	-
BOLIVIA	32,424	-	7,800	E/	2,100	3,300	-
BRAZIL	207,163	-	-	-	-	-	-
CHILE	80,468	-	-	-	3,463	-	-
COLOMBIA	148,162	-	20,000	E/	7,000	C/	-
COSTA RICA	930	-	-	-	-	-	-
CUBA	8,552	-	-	-	-	-	-
DOMINICAN REPUBLIC	21,549	-	-	-	-	-	15,000 C/
ECUADOR	31,994	-	3,000	E/	3,610	2,000	C/

TOTALS MAY NOT ADD DUE TO ROUNDING \* LESS THAN \$500

MILITARY ASSISTANCE PROGRAM (CONTINUED)  
 INCLUDES MASF, EMERGENCY DRAWDOWNS, AND OTHER GRANT ASSISTANCE; EXCLUDES TRAINING  
 (DOLLARS IN THOUSANDS)

FY 1995	FY 1996	FY 1997	FY 1998	FY 1999	FY 1950 FY 1999
-	-	-	-	-	1,178,056
-	-	-	-	-	862,177
-	-	-	-	-	523,068
-	-	-	-	-	689,894
-	-	-	-	-	3,148,340
-	-	-	-	-	1,012,855
-	-	-	-	35,000	724,570
-	25,000	-	-	3,000	387,171
-	-	-	-	-	55
-	-	-	-	-	57
-	-	-	-	-	239
-	-	-	-	-	54,166
-	-	-	-	-	23,308
-	1,850 C/ 6,300 C/	-	-	-	1,850
-	-	-	-	-	189,248
-	-	-	-	-	810
-	-	-	-	-	54
-	15,000 C/	-	-	-	21,249
-	-	-	-	-	1,865
-	-	-	-	-	52
-	-	-	-	-	75,000
-	-	-	-	-	12,646
-	-	-	-	3,000	3,000
-	-	-	-	-	1,721
-	1,850 C/	-	-	-	1,850
7,000	78,000	55,998	67,900	141,450	1,372,485
-	-	-	-	-	49,022
-	8,500 C/	1,500 J/	1,500 J/	-	11,500
-	-	-	-	-	500
-	-	-	12,000	-	57,624
-	-	-	2,000 J/	-	209,163
-	-	-	-	-	83,931
-	40,500 C/	14,200 J/	41,100 J/	58,000	328,962
-	-	-	-	-	930
-	-	-	-	-	8,552
-	-	-	500 J/	-	37,049
-	-	-	1,800 J/	4,000	46,404

MILITARY ASSISTANCE PROGRAM (CONTINUED)  
 INCLUDES MASF, EMERGENCY DRAWDOWNS, AND OTHER GRANT ASSISTANCE; EXCLUDES TRAINING

(DOLLARS IN THOUSANDS)

	FY 1989	FY 1990	FY 1991	FY 1992	FY 1993	FY 1994
<u>WESTERN HEMISPHERE (CONTINUED)</u>						
EL SALVADOR	74,238	-	-	-	-	-
GUATEMALA	16,247	-	-	-	-	-
HAITI	2,427	-	-	-	-	50,000 F/
HONDURAS	28,447	-	-	-	8	-
JAMAICA	11,053	5,000 E/	-	-	-	1,500 C/
MEXICO	7	17,000 E/	-	26,000 C/	-	-
NICARAGUA	7,668	-	-	-	-	-
PANAMA	4,392	-	-	-	-	-
PARAGUAY	9,325	-	-	-	-	-
PERU	74,952	-	-	-	-	-
TRINIDAD + TOBAGO	-	-	-	2,835	2,200	-
URUGUAY	40,770	-	-	-	-	-
VENEZUELA	33	-	-	-	-	-
<u>INTERNATL. ORG. AND VARIOUS</u>	<u>1,601,449</u>	<u>-</u>	<u>-</u>	<u>-</u>	<u>25,000</u>	<u>-</u>
<u>GEN. AND REG. COSTS</u>	<u>2,173,685</u>	<u>-</u>	<u>-</u>	<u>-</u>	<u>-</u>	<u>-</u>

TOTALS MAY NOT ADD DUE TO ROUNDING \* LESS THAN \$500

MILITARY ASSISTANCE PROGRAM (CONTINUED)  
 INCLUDES MASF, EMERGENCY DRAWDOWNS, AND OTHER GRANT ASSISTANCE; EXCLUDES TRAINING

(DOLLARS IN THOUSANDS)

FY 1995	FY 1996	FY 1997	FY 1998	FY 1999	FY 1950	FY 1999
-	-	-	-	-	74,238	
-	-	-	600 J/	-	16,847	
7,000 C/	3,000 C/	-	-	-	62,427	
-	-	-	-	75,000	103,455 C/	
-	-	37,000 K/	1,000 J/	-	18,553	
-	-	-	1,100 J/K/	-	81,107	
-	-	-	-	-	7,668	
-	-	-	-	450	4,842	
-	-	-	-	-	9,325	
-	13,750 C/	2,300 J/	5,300	4,000	100,302	
-	-	-	1,000 J/	-	1,000	
-	-	-	-	-	45,804	
-	12,250 C/	1,000 J/	-	-	13,283	
<u>32,000</u>	<u>-</u>	<u>-</u>	<u>-</u>	<u>-</u>	<u>1,658,449</u>	
-	360	30	-	-	-	
-	<u>360</u>	<u>30</u>	<u>-</u>	<u>-</u>	<u>2,174,075</u>	

WESTERN HEMISPHERE (CONTINUED)

INTERNATL. ORG. AND VARIOUS

GEN. AND REG. COSTS

TOTALS MAY NOT ADD DUE TO ROUNDING \* LESS THAN \$500

MILITARY ASSISTANCE PROGRAM (CONTINUED)  
INCLUDES MASF, EMERGENCY DRAWDOWNS, AND OTHER GRANT ASSISTANCE; EXCLUDES TRAINING

NOTE: INCLUDED IN THE DATA FOR FY 1991, 1992 AND 1993 ARE TRANSFERS OF EXCESS DEFENSE ARTICLES (EDA) UNDER SECTION 519 OF THE FOREIGN ASSISTANCE ACT OF 1961, AS AMENDED. THESE EDA TRANSFERS ARE INTENDED TO HELP MODERNIZE THE MILITARY CAPABILITIES OF COUNTRIES WHICH ARE RECIPIENTS OF FOREIGN MILITARY FINANCING (EMF).

A/ DURING THE PERIOD FY 66-75, GRANT AID FUNDING IN SUPPORT OF ACTIVITIES IN SOUTHEAST ASIA WAS A PART OF THE REGULAR DOD APPROPRIATION AND WAS IDENTIFIED FOR PROGRAMMING PURPOSES AS MILITARY ASSISTANCE SERVICE FUNDED (MASF) PROGRAMS. THE FUNDS WERE USED FOR PROVIDING MILITARY EQUIPMENT AND RELATED SERVICES AND TRAINING TO THOSE COUNTRIES ENGAGED IN THE HOSTILITIES IN SOUTHEAST ASIA, I.E., KOREA, LAOS, PHILIPPINES, THAILAND, AND VIETNAM. ALSO INCLUDED ARE TRANSFERS TO KOREA UNDER SECTION 3, P.L. 91-952, DATED JANUARY 5, 1971 AND SECTION 23 OF P.L. 95-384, DATED SEPTEMBER 26, 1978, AS WELL AS THE TRANSFER OF AMMUNITION TO THAILAND UNDER SECTION 24 OF P.L. 96-92, DATED OCTOBER 29, 1979.

B/ INCLUDES MAP MERGER FUNDS FOR PORTUGAL OF \$6.5 MILLION IN FY 1982, \$25.0 MILLION IN FY 1983, AND \$10.0 MILLION IN FY 1984; FOR CHAD \$110 THOUSAND IN FY 1984.

C/ EXCEPT FOR CHAD (1987) WHERE \$25.0 MILLION WAS AUTHORIZED, AMOUNTS SHOWN FOR SECTION 506 AND OTHER DRAWDOWNS REFLECT THE AMOUNTS AUTHORIZED IN PRESIDENTIAL DETERMINATIONS, BEGINNING IN FY 1986, NOT THE VALUE OF PROGRAM DIRECTIVES ISSUED AGAINST PRESIDENTIAL DETERMINATIONS, AS REPORTED IN PREVIOUS FISCAL YEARS.

D/ INCLUDES SECTION 506 FUNDING OF \$75.0 MILLION FOR KURDISH RELIEF.

E/ LA ANTI-NARCOTICS ASSISTANCE OF \$53.3 MILLION ALLOCATED AS FOLLOWS: BELIZE \$ .5 MILLION; BOLIVIA \$7.8 MILLION; COLOMBIA \$20.0 MILLION; ECUADOR \$3.0 MILLION; JAMAICA \$5.0 MILLION; MEXICO \$17.0 MILLION.

F/ REPRESENTS SECTION 506 DRAWDOWN PURSUANT TO PRESIDENTIAL DETERMINATION 94-50, DATED SEPTEMBER 19, 1994, FOR THE COUNTRIES PARTICIPATING IN THE MULTINATIONAL COALITION TO RESTORE DEMOCRACY TO HAITI. PARTICIPATING COUNTRIES INCLUDE ANTIGUA-BARBUDA, ARGENTINA, AUSTRALIA, BAHAMAS, BANGLADESH, BARBADOS, BELIZE, BENIN, BOLIVIA, DENMARK, DOMINICA, FRANCE, GRENADA, GUATEMALA, GUYANA, ISRAEL, JAMAICA, JORDAN, NEPAL, NETHERLANDS, NORWAY, THE PHILIPPINES, POLAND, ST. LUCIA, ST. KITTS, ST. VINCENT AND THE GRENADINES, TRINIDAD AND TOBAGO, AND THE UNITED KINGDOM.

G/ REPRESENTS SECTION 552(C)(2) DRAWDOWN PURSUANT TO PRESIDENTIAL DETERMINATION 93-43, DATED 30 SEPTEMBER 1993, FOR THE PROVISION OF COMMODITIES AND SERVICES TO SUPPORT PEACEKEEPING OPERATIONS RELATED TO THE REESTABLISHMENT OF POLICE FORCES IN SOMALIA.

H/ REPRESENTS SECTION 506 DRAWDOWNS PURSUANT TO PRESIDENTIAL DETERMINATIONS 95-29, 95-33, AND 95-34 TO SUPPORT UN RAPID REACTION FORCE (RRF) IN BOSNIA-HERCEGOVINA.

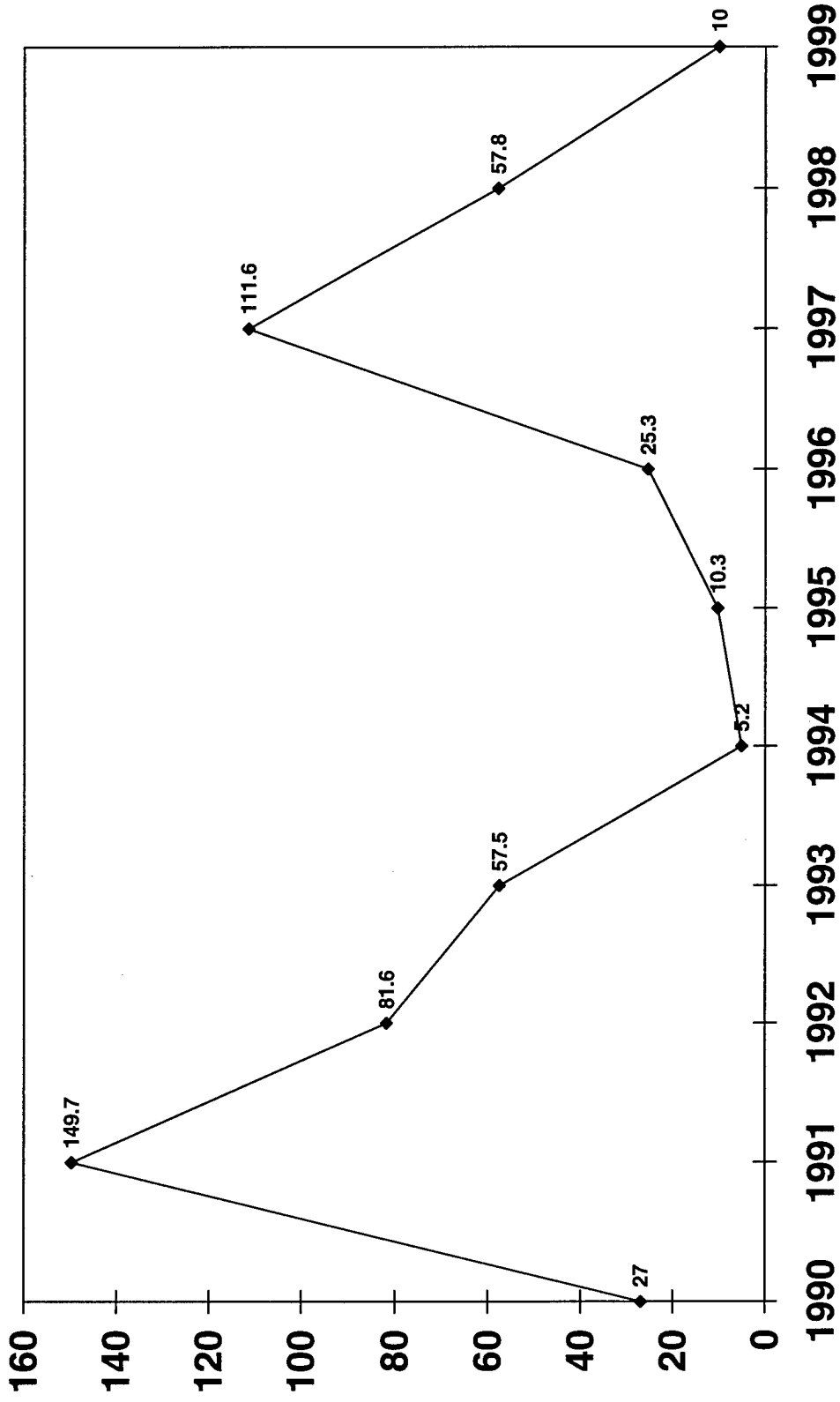
I/ REPRESENTS SECTION 506 AND SECTION 552, FOREIGN ASSISTANCE ACT, DRAWDOWNS PURSUANT TO PRESIDENTIAL DETERMINATION SIGNED DECEMBER 11, 1996, IN THE AMOUNT OF \$4.0 MILLION FOR THE MULTINATIONAL TURCOMAN CEASEFIRE MONITORING FORCE AND PRESIDENTIAL DETERMINATION 97-14, SIGNED DECEMBER 27, 1996, IN THE AMOUNT OF \$10.0 MILLION FOR REPATRIATION OF IRAQI KURDS TO THE UNITED STATES.

J/ REPRESENTS SECTION 506 DRAWDOWNS FOR LATIN AMERICA COUNTERNARCOTICS ASSISTANCE IN THE AMOUNT OF \$20.0 MILLION PURSUANT TO PRESIDENTIAL DETERMINATION PD97-38, SIGNED SEPTEMBER 30, 1997, AND \$75.0 MILLION PURSUANT TO PD98-41, SIGNED SEPTEMBER 30, 1998.

K/ REPRESENTS SECTION 506 DRAWDOWNS FOR COUNTERNARCOTICS ASSISTANCE IN THE AMOUNT OF \$37.0 MILLION PURSUANT TO PRESIDENTIAL DETERMINATION 97-9, SIGNED DECEMBER, 2, 1996.

TOTALS MAY NOT ADD DUE TO ROUNDING \* LESS THAN \$500

**MILITARY ASSISTANCE PROGRAM DEL/EXP**  
**INCLUDES MASF, EMERGENCY DRAWDOWNS, AND OTHER GRANT ASSISTANCE**  
**(Dollars in Millions)**



MILITARY ASSISTANCE PROGRAM DELIVERIES/EXPENDITURES  
INCLUDES MASF, EMERGENCY DRAWDOWNS, AND OTHER GRANT ASSISTANCE; EXCLUDES TRAINING

(DOLLARS IN THOUSANDS)

	FY 1950	FY 1989	FY 1990	FY 1991	FY 1992	FY 1993	FY 1994
<u>WORLDWIDE</u>	54,638,034	27,000	149,658	81,569	57,528	5,174	
<u>EAST ASIA AND PACIFIC</u>	29,000,497	23	2,094	7,752	1,895		
CAMBODIA	1,177,163	-	-	-	-	-	-
INDOCHINA	708,977	-	-	-	-	-	-
INDONESIA	192,322	-	*	-	-	-	-
JAPAN	810,276	-	-	-	-	-	-
KOREA (SEOUL) A/	5,471,734	-	-	-	-	-	-
LAOS A/	1,460,076	-	-	-	-	-	-
MYANMAR	72,134	-	-	-	-	-	-
REP OF PHILIPPINES A/	610,299	23	2,094	7,752	1,895		
TAIWAN	2,554,637	-	-	-	-	-	-
THAILAND A/	1,169,028	-	-	-	-	-	-
VIETNAM A/	14,773,851	-	-	-	-	-	-
<u>NEAR EAST AND SOUTH ASIA</u>	2,167,035	*	116,204	3,038	47,411	1,424	
AFGHANISTAN	2	-	-	-	-	-	-
BANGLADESH	-	-	1,500	2,395	73	1,424	
EGYPT	-	-	-	-	-	-	-
INDIA	90,256	-	-	-	-	-	-
IRAQ	766,733	-	-	-	-	-	-
IRAQ	45,208	-	-	-	-	-	-
ISRAEL	-	-	114,662	642	44,717	120	
JORDAN	489,729	*	42	-	-	-	-
LEBANON	13,585	-	-	-	-	-	-
LIBYA	12,624	-	-	-	-	-	-
MOROCCO	29,600	-	-	-	-	-	-
NEPAL	1,678	-	-	-	-	-	-
PAKISTAN	650,281	*	-	-	2,500	-	-
SAUDI ARABIA	23,868	-	-	-	-	-	-
SRI LANKA	3,167	-	-	-	-	-	-
TUNISIA	40,304	-	-	-	-	-	-
<u>EUROPE</u>	18,833,404	2,017	4,572	22,709	79		
AUSTRIA	96,310	-	-	-	-	-	-
BELGIUM	1,203,784	-	-	-	-	-	-
BOSNIA-HERZEGOVINA	-	-	-	-	-	-	-
DENMARK	587,274	-	-	-	-	-	-
FRANCE	4,045,066	-	-	-	-	-	-
GERMANY	884,774	-	-	-	-	-	-
GREECE	1,671,263	1,919	*	-	-	1	
ITALY	2,243,742	-	-	-	-	-	-
LUXEMBOURG	7,753	-	-	-	-	-	-
NETHERLANDS	1,178,056	-	-	-	-	-	-
NORWAY	862,177	-	-	-	-	-	-

TOTALS MAY NOT ADD DUE TO ROUNDING

\* LESS THAN \$500

MILITARY ASSISTANCE PROGRAM DELIVERIES/EXPENDITURES  
 INCLUDES MASF, EMERGENCY DRAWDOWNS, AND OTHER GRANT ASSISTANCE; EXCLUDES TRAINING

(DOLLARS IN THOUSANDS)

FY 1995	FY 1996	FY 1997	FY 1998	FY 1999	FY 1999	FY 1950
						FY 1999
10,273	25,325	111,585	57,772	9,977	55,173,896	
	10					
					29,012,272	
					1,177,163	
					708,977	
					192,322	
					810,276	
	10				5,471,734	
					1,460,086	
					72,134	
					622,064	
					2,554,637	
					1,169,028	
					14,773,851	
1,807	15,983	24,993	50,808	8,420	2,437,125	
55					2	
1,607		1,607			4,024	
					4,637	
					90,256	
		2,543			766,733	
5		2			47,751	
	15,983	20,842	50,808	8,420	160,028	
					585,945	
					13,585	
					12,624	
140					29,600	
					1,818	
					652,781	
					23,868	
					3,167	
					40,304	
2,436	9,332	64,960	3,154		18,942,663	
					96,310	
	9,332	64,388	3,154		1,203,784	
					76,874	
71		66			587,274	
					4,045,203	
					884,774	
					1,673,183	
					2,243,742	
					7,753	
					1,178,056	
					862,177	

TOTALS MAY NOT ADD DUE TO ROUNDING

PAGE 87

\* LESS THAN \$500

AS OF 30 SEP 99

MILITARY ASSISTANCE PROGRAM DELIVERIES/EXPENDITURES (CONTINUED)  
 INCLUDES MASF, EMERGENCY DRAWDOWNS, AND OTHER GRANT ASSISTANCE; EXCLUDES TRAINING

(DOLLARS IN THOUSANDS)

	FY 1950	FY 1989	FY 1990	FY 1991	FY 1992	FY 1993	FY 1994
<u>EUROPE (CONTINUED)</u>							
PORTUGAL	522,767		13	4	206	77	-
SPAIN	689,676		85	124	-	-	-
TURKEY	3,138,338		-	4,445	22,502	1	-
UNITED KINGDOM	1,012,855		-	-	-	-	-
YUGOSLAVIA	689,570		-	-	-	-	-
<u>AFRICA</u>	270,611		1,493	*	6,245	4,259	3,750
BENIN	55		-	-	-	-	-
BURKINA FASO	57		-	-	-	-	-
CAMEROON	239		-	-	-	-	-
CHAD	50,606		1,493	*	-	-	-
CONGO (KINSHASA)	23,308		-	-	-	-	-
ERITREA	-		-	-	-	-	-
ETHIOPIA	182,948		-	-	-	-	-
GUINEA	810		-	-	-	-	-
IVORY COAST	54		-	-	-	-	-
LIBERIA	6,249		-	-	-	-	-
MALI	1,865		-	-	-	-	-
NIGER	52		-	-	6,245	509	-
SENEGAL	2,646		-	-	-	3,750	3,750
SOMALIA	-		-	-	-	-	-
SUDAN	1,721		-	-	-	-	-
UGANDA	-		-	-	-	-	-
<u>WESTERN HEMISPHERE</u>	762,834		23,468	26,787	41,826	3,884	-
ANTIGUA & BARBUDA	-		-	-	-	-	-
ARGENTINA	34,020		-	-	-	-	-
BAHAMAS	-		-	-	-	-	-
BARBADOS	-		25	35	329	3	-
BELIZE	32,424		190	2,810	4,035	-	-
BOLIVIA	207,163		-	-	-	-	-
BRAZIL	80,468		-	-	3,463	-	-
CHILE	86,039		21,554	16,069	8,401	3,096	-
COLOMBIA	930		-	-	-	-	-
COSTA RICA	8,552		-	-	-	-	-
CUBA	-		-	-	-	-	-
DOMINICA	21,549		-	-	-	-	-
DOMINICAN REPUBLIC	31,994		1,045	1,141	247	467	-
ECUADOR	73,961		81	188	8	-	-
EL SALVADOR	-		-	-	-	-	-
GRENADA	-		-	-	-	-	-
GUATEMALA	16,247		-	-	-	-	-
GUYANA	-		-	-	-	-	-

TOTALS MAY NOT ADD DUE TO ROUNDING

\* LESS THAN \$500

MILITARY ASSISTANCE PROGRAM DELIVERIES/EXPENDITURES (CONTINUED)  
 INCLUDES MASF, EMERGENCY DRAWDOWNS, AND OTHER GRANT ASSISTANCE; EXCLUDES TRAINING

(DOLLARS IN THOUSANDS)

	FY 1995	FY 1996	FY 1997	FY 1998	FY 1999	FY 1999	FY 1950
	-	-	-	-	-	-	523,068
	-	-	-	-	-	-	689,885
	2,365	-	507	-	-	-	3,165,286
	-	-	-	-	-	-	1,015,727
	-	-	-	-	-	-	689,570
	-	-	1,755	1,796	-	-	289,907
	-	-	2	-	-	-	57
	-	-	-	-	-	-	57
	-	-	-	-	-	-	239
	-	-	-	-	-	-	52,099
	-	-	-	-	-	-	23,308
	-	-	10	1,525	-	-	1,525
	-	-	-	-	-	-	182,958
	-	-	-	-	-	-	810
	-	-	-	-	-	-	54
	-	-	-	-	-	-	6,249
	-	-	-	-	-	-	1,865
	-	-	-	-	-	-	52
	-	-	164	-	-	-	9,563
	-	-	-	-	-	-	7,500
	-	-	-	-	-	-	1,721
	-	-	1,579	271	-	-	1,850
6,031	-	-	13,215	2,008	1,558	881,610	
1	-	-	-	-	-	-	1
14	-	-	-	-	-	34,034	
4	-	-	-	-	-	4	
3	-	-	65	-	-	68	
3	-	-	-	-	-	395	
15	-	-	-	-	-	39,474	
-	-	-	-	-	-	207,163	
-	-	-	-	-	-	83,931	
-	-	-	11,493	1,823	761	149,236	
-	-	-	-	-	-	930	
-	-	-	-	-	-	8,552	
*	-	-	-	1	-	-	1
4,771	-	-	1,434	-	-	27,754	
-	-	-	-	-	-	34,895	
-	-	-	-	-	-	74,238	
1	-	-	-	1	-	-	2
*	-	-	-	104	-	16,350	
-	-	-	-	7	-	7	

EUROPE (CONTINUED)

- PORTUGAL
- SPAIN
- TURKEY
- UNITED KINGDOM
- YUGOSLAVIA

- AFRICA
- BENIN
- BURKINA FASO
- CAMEROON
- CHAD
- CONGO (KINSHASA)
- ERITREA
- ETHIOPIA
- GUINEA
- IVORY COAST
- LIBERIA
- MALI
- NIGER
- SENEGAL
- SOMALIA
- SUDAN
- UGANDA

- WESTERN HEMISPHERE
- ANTIGUA & BARBUDA
- ARGENTINA
- BAHAMAS
- BARBADOS
- BELIZE
- BOLIVIA
- BRAZIL
- CHILE
- COLOMBIA
- COSTA RICA
- CUBA
- DOMINICA
- DOMINICAN REPUBLIC
- ECUADOR
- EL SALVADOR
- GRENADA
- GUATEMALA
- GUYANA

TOTALS MAY NOT ADD DUE TO ROUNDING \* LESS THAN \$500

MILITARY ASSISTANCE PROGRAM DELIVERIES/EXPENDITURES (CONTINUED)  
 INCLUDES MASF, EMERGENCY DRAWDOWNS, AND OTHER GRANT ASSISTANCE; EXCLUDES TRAINING

(DOLLARS IN THOUSANDS)

	FY 1950	FY 1989	FY 1990	FY 1991	FY 1992	FY 1993	FY 1994
<u>WESTERN HEMISPHERE (CONTINUED)</u>							
HAITI	2,427	-	-	-	-	-	-
HONDURAS	24,841	-	-	198	-	-	-
JAMAICA	5,074	372	2,849	-	2,782	318	-
MEXICO	7	200	3,497	-	22,560	-	-
NICARAGUA	7,668	-	-	-	-	-	-
PANAMA	4,392	-	-	-	-	-	-
PARAGUAY	9,325	-	-	-	-	-	-
PERU	74,952	-	-	-	-	-	-
ST KITTS AND NEVIS	-	-	-	-	-	-	-
ST LUCIA	-	-	-	-	-	-	-
TRINIDAD + TOBAGO	-	-	-	-	-	-	-
URUGUAY	40,770	-	-	-	-	-	-
VENEZUELA	33	-	-	-	-	-	-
INTERNATL. ORG. AND VARIOUS	1,601,449	-	-	-	-	-	-
GEN. AND REG. COSTS	2,002,204	-	-	-	-	-	-

NOTE: INCLUDED IN THE DATA FOR FY 1991, 1992 AND 1993 ARE TRANSFERS OF EXCESS DEFENSE ARTICLES (EDA) UNDER SECTION 519 OF THE FOREIGN ASSISTANCE ACT OF 1961, AS AMENDED. THESE EDA TRANSFERS ARE INTENDED TO HELP MODERNIZE THE MILITARY CAPABILITIES OF COUNTRIES WHICH ARE RECIPIENTS OF FOREIGN MILITARY FINANCING (FMF).

A/ DURING THE PERIOD FY 66-75, GRANT AID FUNDING IN SUPPORT OF ACTIVITIES IN SOUTHEAST ASIA WAS A PART OF THE REGULAR DOD APPROPRIATION AND WAS IDENTIFIED FOR PROGRAMMING PURPOSES AS MILITARY ASSISTANCE SERVICE FUNDED (MASF) PROGRAMS. THE FUNDS WERE USED FOR PROVIDING MILITARY EQUIPMENT AND RELATED SERVICES AND TRAINING TO THOSE COUNTRIES ENGAGED IN THE HOSTILITIES IN SOUTHEAST ASIA, I.E., KOREA, LAOS, PHILIPPINES, THAILAND, AND VIETNAM. ALSO INCLUDED ARE TRANSFERS TO KOREA UNDER SECTION 3, P.L. 91-952, DATED JANUARY 5, 1971 AND SECTION 23 OF P.L. 95-384, DATED SEPTEMBER 26, 1978, AS WELL AS THE TRANSFER OF AMMUNITION TO THAILAND UNDER SECTION 24 OF P.L. 96-92, DATED OCTOBER 29, 1979.

MILITARY ASSISTANCE PROGRAM DELIVERIES/EXPENDITURES (CONTINUED)  
 INCLUDES MASF, EMERGENCY DRAWDOWNS, AND OTHER GRANT ASSISTANCE; EXCLUDES TRAINING

(DOLLARS IN THOUSANDS)

	FY 1995	FY 1996	FY 1997	FY 1998	FY 1999	FY 1950	FY 1999
561	-	-	-	-	-	2,988	
-	-	-	-	-	-	25,039	
590	-	-	7	*	-	11,992	
-	-	175	-	-	-	26,440	
-	-	-	-	-	-	7,668	
-	-	-	-	-	-	4,392	
-	-	-	-	-	-	9,325	
-	-	40	-	-	631	75,623	
1	-	-	3	-	-	4	
1	-	-	3	-	-	4	
66	-	-	-	66	-	132	
-	-	-	-	-	-	40,770	
-	-	-	-	-	166	199	
-	-	6,278	-	-	-	1,607,727	
-	-	384	-	6	-	2,002,594	
WESTERN HEMISPHERE (CONTINUED)							
						HAITI	
						HONDURAS	
						JAMAICA	
						MEXICO	
						NICARAGUA	
						PANAMA	
						PARAGUAY	
						PERU	
						ST KITTS AND NEVIS	
						ST LUCIA	
						TRINIDAD + TOBAGO	
						URUGUAY	
						VENEZUELA	
INTERNATL. ORG. AND VARIOUS							
GEN. AND REG. COSTS							

TOTALS MAY NOT ADD DUE TO ROUNDING \* LESS THAN \$500

MAP EXCESS DEFENSE ARTICLES PROGRAM - ACQUISITION COST  
INCLUDES MILITARY ASSISTANCE SERVICE FUNDED

(DOLLARS IN THOUSANDS)

	FY 1950	FY 1989	FY 1990	FY 1991	FY 1992	FY 1993	FY 1994
<u>WORLDWIDE</u>		6,534,403	-	-	-	-	-
<u>EAST ASIA AND PACIFIC</u>		3,475,217	-	-	-	-	-
CAMBODIA		85,221	-	-	-	-	-
INDOCHINA		21,882	-	-	-	-	-
INDONESIA		34,003	-	-	-	-	-
JAPAN		174,979	-	-	-	-	-
KOREA (SEOUL) A/		663,885	-	-	-	-	-
LAOS A/		97,805	-	-	-	-	-
MYANMAR		12,250	-	-	-	-	-
REP OF PHILIPPINES A/		98,489	-	-	-	-	-
TAIWAN		941,286	-	-	-	-	-
THAILAND A/		244,955	-	-	-	-	-
VIETNAM A/		1,100,462	-	-	-	-	-
<u>NEAR EAST AND SOUTH ASIA</u>		182,427	-	-	-	-	-
INDIA		21,995	-	-	-	-	-
IRAN		61,632	-	-	-	-	-
IRAQ		3,342	-	-	-	-	-
JORDAN		45,557	-	-	-	-	-
LEBANON		309	-	-	-	-	-
LIBYA		2,195	-	-	-	-	-
MOROCCO		11,943	-	-	-	-	-
NEPAL		2	-	-	-	-	-
PAKISTAN		26,827	-	-	-	-	-
SAUDI ARABIA		1,765	-	-	-	-	-
SRI LANKA		2	-	-	-	-	-
TUNISIA		6,858	-	-	-	-	-
<u>EUROPE</u>		2,316,656	-	-	-	-	-
AUSTRIA		8,155	-	-	-	-	-
BELGIUM		21,327	-	-	-	-	-
DENMARK		20,935	-	-	-	-	-
FRANCE		289,843	-	-	-	-	-
GERMANY		718	-	-	-	-	-
GREECE		451,064	-	-	-	-	-
ITALY		214,639	-	-	-	-	-
LUXEMBOURG		178	-	-	-	-	-
NETHERLANDS		44,003	-	-	-	-	-
NORWAY		44,051	-	-	-	-	-
PORTUGAL		168,252	-	-	-	-	-
SPAIN		97,707	-	-	-	-	-
TURKEY		855,307	-	-	-	-	-
UNITED KINGDOM		72,950	-	-	-	-	-
YUGOSLAVIA		27,527	-	-	-	-	-

TOTALS MAY NOT ADD DUE TO ROUNDING

\* LESS THAN \$500

MAP EXCESS DEFENSE ARTICLES PROGRAM - ACQUISITION COST  
INCLUDES MILITARY ASSISTANCE SERVICE FUNDED

(DOLLARS IN THOUSANDS)

FY 1995	FY 1996	FY 1997	FY 1998	FY 1999	FY 1950 FY 1999
-	-	-	-	-	6,534,403
-	-	-	-	-	3,475,217
-	-	-	-	-	85,221
-	-	-	-	-	21,882
-	-	-	-	-	34,003
-	-	-	-	-	174,979
-	-	-	-	-	663,885
-	-	-	-	-	97,805
-	-	-	-	-	12,250
-	-	-	-	-	98,489
-	-	-	-	-	941,286
-	-	-	-	-	244,955
-	-	-	-	-	1,100,462
-	-	-	-	-	182,427
-	-	-	-	-	21,995
-	-	-	-	-	61,632
-	-	-	-	-	3,342
-	-	-	-	-	45,557
-	-	-	-	-	309
-	-	-	-	-	2,195
-	-	-	-	-	11,943
-	-	-	-	-	2
-	-	-	-	-	26,827
-	-	-	-	-	1,765
-	-	-	-	-	2
-	-	-	-	-	6,858
-	-	-	-	-	2,316,656
-	-	-	-	-	8,155
-	-	-	-	-	21,327
-	-	-	-	-	20,935
-	-	-	-	-	289,843
-	-	-	-	-	718
-	-	-	-	-	451,064
-	-	-	-	-	214,639
-	-	-	-	-	178
-	-	-	-	-	44,003
-	-	-	-	-	44,051
-	-	-	-	-	168,252
-	-	-	-	-	97,707
-	-	-	-	-	855,307
-	-	-	-	-	72,950
-	-	-	-	-	27,527

WORLDWIDE

EAST ASIA AND PACIFIC

CAMBODIA  
INDONESIA  
INDONESIA  
JAPAN  
KOREA (SEOUL) A/  
LAOS A/  
MYANMAR  
REP OF PHILIPPINES A/  
TAIWAN  
THAILAND A/  
VIETNAM A/

NEAR EAST AND SOUTH ASIA

INDIA  
IRAN  
IRAQ  
JORDAN  
LEBANON  
LIBYA  
MOROCCO  
NEPAL  
PAKISTAN  
SAUDI ARABIA  
SRI LANKA  
TUNISIA

EUROPE

AUSTRIA  
BELGIUM  
DENMARK  
FRANCE  
GERMANY  
GREECE  
ITALY  
LUXEMBOURG  
NETHERLANDS  
NETHERLANDS  
NORWAY  
PORTUGAL  
SPAIN  
TURKEY  
UNITED KINGDOM  
YUGOSLAVIA

TOTALS MAY NOT ADD DUE TO ROUNDING

\* LESS THAN \$500

MAP EXCESS DEFENSE ARTICLES PROGRAM - ACQUISITION COST (CONTINUED)  
 INCLUDES MILITARY ASSISTANCE SERVICE FUNDED

(DOLLARS IN THOUSANDS)

	FY 1989	FY 1990	FY 1991	FY 1992	FY 1993	FY 1994
<u>AFRICA</u>						
CAMEROON	36,414	-	-	-	-	-
CHAD	4	-	-	-	-	-
CONGO (KINSHASA)	170	-	-	-	-	-
ETHIOPIA	5,213	-	-	-	-	-
GUINEA	30,353	-	-	-	-	-
LIBERIA	50	-	-	-	-	-
MALI	390	-	-	-	-	-
SENEGAL	201	-	-	-	-	-
	33	-	-	-	-	-
<u>WESTERN HEMISPHERE</u>						
ARGENTINA	231,623	-	-	-	-	-
BOLIVIA	4,375	-	-	-	-	-
BRAZIL	10,047	-	-	-	-	-
CHILE	83,092	-	-	-	-	-
COLOMBIA	24,010	-	-	-	-	-
COSTA RICA	17,903	-	-	-	-	-
CUBA	115	-	-	-	-	-
	5,516	-	-	-	-	-
DOMINICAN REPUBLIC	3,903	-	-	-	-	-
ECUADOR	10,364	-	-	-	-	-
EL SALVADOR	2,454	-	-	-	-	-
GUATEMALA	6,732	-	-	-	-	-
HAITI	195	-	-	-	-	-
HONDURAS	3,821	-	-	-	-	-
JAMAICA	4	-	-	-	-	-
MEXICO	50	-	-	-	-	-
NICARAGUA	5,233	-	-	-	-	-
PANAMA	1,673	-	-	-	-	-
PARAGUAY	11,182	-	-	-	-	-
PERU	20,277	-	-	-	-	-
URUGUAY	20,352	-	-	-	-	-
VENEZUELA	324	-	-	-	-	-
<u>INTERNATL. ORG. AND VARIOUS</u>						
	529	-	-	-	-	-
<u>GEN. AND REG. COSTS</u>						
	291,537	-	-	-	-	-

A/ DURING THE PERIOD FY 66-75, GRANT AID FUNDING IN SUPPORT OF ACTIVITIES IN SOUTHEAST ASIA WAS A PART OF THE REGULAR DOD APPROPRIATION AND WAS IDENTIFIED FOR PROGRAMMING PURPOSES AS MILITARY ASSISTANCE SERVICE FUNDED (MASF) PROGRAMS. THE FUNDS WERE USED FOR PROVIDING MILITARY EQUIPMENT AND RELATED SERVICES AND TRAINING TO THOSE COUNTRIES ENGAGED IN THE HOSTILITIES IN SOUTHEAST ASIA, I.E., KOREA, LAOS, PHILIPPINES, THAILAND, AND VIETNAM. ALSO INCLUDED ARE TRANSFERS TO KOREA UNDER SECTION 3, P.L. 91-952, DATED JANUARY 5, 1971 AND SECTION 23 OF P.L. 95-384, DATED SEPTEMBER 26, 1978, AS WELL AS THE TRANSFER OF AMMUNITION TO THAILAND UNDER SECTION 24 OF P.L. 96-92, DATED OCTOBER 29, 1979.

TOTALS MAY NOT ADD DUE TO ROUNDING \* LESS THAN \$500

MAP EXCESS DEFENSE ARTICLES PROGRAM - ACQUISITION COST (CONTINUED)  
 INCLUDES MILITARY ASSISTANCE SERVICE FUNDED

(DOLLARS IN THOUSANDS)

	FY 1995	FY 1996	FY 1997	FY 1998	FY 1999	FY 1950	FY 1999
AFRICA						36,414	
CAMEROON						4	
CHAD						170	
CONGO (KINSHASA)						5,213	
ETHIOPIA						30,353	
GUINEA						50	
LIBERIA						390	
MALI						201	
SENEGAL						33	
WESTERN HEMISPHERE						231,623	
ARGENTINA						4,375	
BOLIVIA						10,047	
BRAZIL						83,092	
CHILE						24,010	
COLOMBIA						17,903	
COSTA RICA						115	
CUBA						5,516	
DOMINICAN REPUBLIC						3,903	
ECUADOR						10,364	
EL SALVADOR						2,454	
GUATEMALA						6,732	
HAITI						195	
HONDURAS						3,821	
JAMAICA						4	
MEXICO						50	
NICARAGUA						5,233	
PANAMA						1,673	
PARAGUAY						11,182	
PERU						20,277	
URUGUAY						20,352	
VENEZUELA						324	
INTERNATL. ORG. AND VARIOUS						529	
GEN. AND REG. COSTS						291,537	

TOTALS MAY NOT ADD DUE TO ROUNDING \* LESS THAN \$500

MAP EXCESS DEFENSE ARTICLES DELIVERED - ACQUISITION COST  
 INCLUDES MILITARY ASSISTANCE SERVICE FUNDED

(DOLLARS IN THOUSANDS)

	FY 1950	FY 1989	FY 1990	FY 1991	FY 1992	FY 1993	FY 1994
<u>WORLDWIDE</u>		6,388,127	-	-	-	-	-
<u>EAST ASIA AND PACIFIC</u>		3,475,080	-	-	-	-	-
CAMBODIA		85,221	-	-	-	-	-
INDOCHINA		21,882	-	-	-	-	-
INDONESIA		34,003	-	-	-	-	-
JAPAN		174,979	-	-	-	-	-
KOREA (SEOUL) A/		663,748	-	-	-	-	-
LAOS A/		97,805	-	-	-	-	-
MYANMAR		12,250	-	-	-	-	-
REP OF PHILIPPINES A/		98,489	-	-	-	-	-
TAIWAN		941,286	-	-	-	-	-
THAILAND A/		244,955	-	-	-	-	-
VIETNAM A/		1,100,462	-	-	-	-	-
		182,427	-	-	-	-	-
<u>NEAR EAST AND SOUTH ASIA</u>		21,995	-	-	-	-	-
INDIA		61,632	-	-	-	-	-
IRAN		3,342	-	-	-	-	-
IRAQ		45,557	-	-	-	-	-
JORDAN		309	-	-	-	-	-
LEBANON		2,195	-	-	-	-	-
LIBYA		11,943	-	-	-	-	-
MOROCCO		2	-	-	-	-	-
NEPAL		26,827	-	-	-	-	-
PAKISTAN		1,765	-	-	-	-	-
SAUDI ARABIA		2	-	-	-	-	-
SRI LANKA		6,858	-	-	-	-	-
TUNISIA			-	-	-	-	-
		2,172,753	-	-	-	-	-
<u>EUROPE</u>		8,155	-	-	-	-	-
AUSTRIA		21,327	-	-	-	-	-
BELGIUM		20,935	-	-	-	-	-
DENMARK		289,843	-	-	-	-	-
FRANCE		718	-	-	-	-	-
GERMANY		451,064	-	-	-	-	-
GREECE		214,639	-	-	-	-	-
ITALY		178	-	-	-	-	-
LUXEMBOURG		44,003	-	-	-	-	-
NETHERLANDS		44,051	-	-	-	-	-
NORWAY		25,240	-	-	-	-	-
PORTUGAL		97,707	-	-	-	-	-
SPAIN		854,416	-	-	-	-	-
TURKEY		72,950	-	-	-	-	-
UNITED KINGDOM		27,527	-	-	-	-	-
YUGOSLAVIA			-	-	-	-	-

TOTALS MAY NOT ADD DUE TO ROUNDING \* LESS THAN \$500

MAP EXCESS DEFENSE ARTICLES DELIVERED - ACQUISITION COST  
INCLUDES MILITARY ASSISTANCE SERVICE FUNDED

(DOLLARS IN THOUSANDS)

FY 1995	FY 1996	FY 1997	FY 1998	FY 1999	FY 1950	FY 1999
-	-	-	-	-	6,388,127	
-	-	-	-	-	3,475,080	
-	-	-	-	-	85,221	
-	-	-	-	-	21,882	
-	-	-	-	-	34,003	
-	-	-	-	-	174,979	
-	-	-	-	-	663,748	
-	-	-	-	-	97,805	
-	-	-	-	-	12,250	
-	-	-	-	-	98,489	
-	-	-	-	-	941,286	
-	-	-	-	-	244,955	
-	-	-	-	-	1,100,462	
-	-	-	-	-	182,427	
-	-	-	-	-	21,995	
-	-	-	-	-	61,632	
-	-	-	-	-	3,342	
-	-	-	-	-	45,557	
-	-	-	-	-	309	
-	-	-	-	-	2,195	
-	-	-	-	-	11,943	
-	-	-	-	-	2	
-	-	-	-	-	26,827	
-	-	-	-	-	1,765	
-	-	-	-	-	2	
-	-	-	-	-	6,858	
-	-	-	-	-	2,172,753	
-	-	-	-	-	8,155	
-	-	-	-	-	21,327	
-	-	-	-	-	20,935	
-	-	-	-	-	289,843	
-	-	-	-	-	718	
-	-	-	-	-	451,064	
-	-	-	-	-	214,639	
-	-	-	-	-	178	
-	-	-	-	-	44,003	
-	-	-	-	-	44,051	
-	-	-	-	-	25,240	
-	-	-	-	-	97,707	
-	-	-	-	-	854,416	
-	-	-	-	-	72,950	
-	-	-	-	-	27,527	

WORLDWIDE

EAST ASIA AND PACIFIC

CAMBODIA  
INDONESIA  
JAPAN  
KOREA (SEOUL) A/  
LAOS A/  
MYANMAR  
REP OF PHILIPPINES A/  
TAIWAN  
THAILAND A/  
VIETNAM A/

NEAR EAST AND SOUTH ASIA

INDIA  
IRAN  
IRAQ  
JORDAN  
LEBANON  
LIBYA  
MOROCCO  
NEPAL  
PAKISTAN  
SAUDI ARABIA  
SRI LANKA  
TUNISIA

EUROPE

AUSTRIA  
BELGIUM  
DENMARK  
FRANCE  
GERMANY  
GREECE  
ITALY  
LUXEMBOURG  
NETHERLANDS  
NORWAY  
PORTUGAL  
SPAIN  
TURKEY  
UNITED KINGDOM  
YUGOSLAVIA

TOTALS MAY NOT ADD DUE TO ROUNDING

\* LESS THAN \$500

MAP EXCESS DEFENSE ARTICLES DELIVERED - ACQUISITION COST (CONTINUED)  
 INCLUDES MILITARY ASSISTANCE SERVICE FUNDED

(DOLLARS IN THOUSANDS)

	FY 1950	FY 1989	FY 1990	FY 1991	FY 1992	FY 1993	FY 1994
<u>AFRICA</u>	36,244	-	-	-	-	-	-
CAMEROON	4	-	-	-	-	-	-
CONGO (KINSHASA)	5,213	-	-	-	-	-	-
ETHIOPIA	30,353	-	-	-	-	-	-
GUINEA	50	-	-	-	-	-	-
LIBERIA	390	-	-	-	-	-	-
MALI	201	-	-	-	-	-	-
SENEGAL	33	-	-	-	-	-	-
<u>WESTERN HEMISPHERE</u>	229,557	-	-	-	-	-	-
ARGENTINA	4,375	-	-	-	-	-	-
BOLIVIA	9,966	-	-	-	-	-	-
BRAZIL	83,092	-	-	-	-	-	-
CHILE	24,010	-	-	-	-	-	-
COLOMBIA	17,903	-	-	-	-	-	-
COSTA RICA	115	-	-	-	-	-	-
CUBA	5,516	-	-	-	-	-	-
DOMINICAN REPUBLIC	3,903	-	-	-	-	-	-
ECUADOR	10,364	-	-	-	-	-	-
EL SALVADOR	2,454	-	-	-	-	-	-
GUATEMALA	6,732	-	-	-	-	-	-
HAITI	195	-	-	-	-	-	-
HONDURAS	1,995	-	-	-	-	-	-
JAMAICA	4	-	-	-	-	-	-
MEXICO	50	-	-	-	-	-	-
NICARAGUA	5,081	-	-	-	-	-	-
PANAMA	1,673	-	-	-	-	-	-
PARAGUAY	11,176	-	-	-	-	-	-
PERU	20,277	-	-	-	-	-	-
URUGUAY	20,352	-	-	-	-	-	-
VENEZUELA	324	-	-	-	-	-	-
<u>INTERNATL. ORG. AND VARIOUS</u>	529	-	-	-	-	-	-
<u>GEN. AND REG. COSTS</u>	291,537	-	-	-	-	-	-

A/ DURING THE PERIOD FY 66-75, GRANT AID FUNDING IN SUPPORT OF ACTIVITIES IN SOUTHEAST ASIA WAS A PART OF THE REGULAR DOD APPROPRIATION AND WAS IDENTIFIED FOR PROGRAMMING PURPOSES AS MILITARY ASSISTANCE SERVICE FUNDED (MASF) PROGRAMS. THE FUNDS WERE USED FOR PROVIDING MILITARY EQUIPMENT AND RELATED SERVICES AND TRAINING TO THOSE COUNTRIES ENGAGED IN THE HOSTILITIES IN SOUTHEAST ASIA, I.E., KOREA, LAOS, PHILIPPINES, THAILAND, AND VIETNAM. ALSO INCLUDED ARE TRANSFERS TO KOREA UNDER SECTION 3, P.L. 91-952, DATED JANUARY 5, 1971 AND SECTION 23 OF P.L. 95-384, DATED SEPTEMBER 26, 1978, AS WELL AS THE TRANSFER OF AMMUNITION TO THAILAND UNDER SECTION 24 OF P.L. 96-92, DATED OCTOBER 29, 1979.

TOTALS MAY NOT ADD DUE TO ROUNDING \* LESS THAN \$500

MAP EXCESS DEFENSE ARTICLES DELIVERED - ACQUISITION COST (CONTINUED)  
 INCLUDES MILITARY ASSISTANCE SERVICE FUNDED

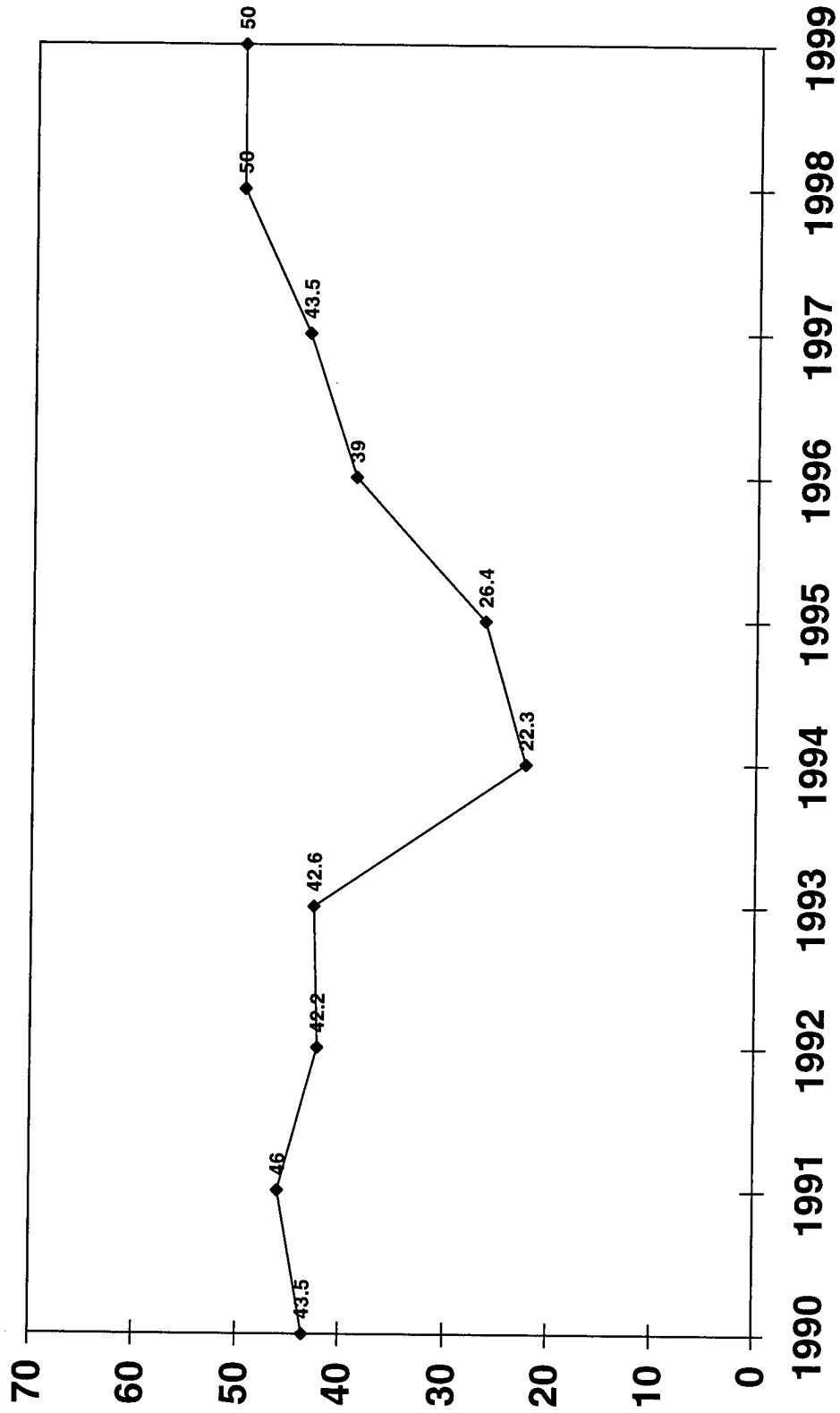
(DOLLARS IN THOUSANDS)

	FY 1995	FY 1996	FY 1997	FY 1998	FY 1999	FY 1950	FY 1999
<u>AFRICA</u>						36,244	
CAMEROON	-	-	-	-	-	4	
CONGO (KINSHASA)	-	-	-	-	-	5,213	
ETHIOPIA	-	-	-	-	-	30,353	
GUINEA	-	-	-	-	-	50	
LIBERIA	-	-	-	-	-	390	
MALI	-	-	-	-	-	201	
SENEGAL	-	-	-	-	-	33	
<u>WESTERN HEMISPHERE</u>						229,557	
ARGENTINA	-	-	-	-	-	4,375	
BOLIVIA	-	-	-	-	-	9,966	
BRAZIL	-	-	-	-	-	83,092	
CHILE	-	-	-	-	-	24,010	
COLOMBIA	-	-	-	-	-	17,903	
COSTA RICA	-	-	-	-	-	115	
CUBA	-	-	-	-	-	5,516	
DOMINICAN REPUBLIC	-	-	-	-	-	3,903	
ECUADOR	-	-	-	-	-	10,364	
EL SALVADOR	-	-	-	-	-	2,454	
GUATEMALA	-	-	-	-	-	6,732	
HAITI	-	-	-	-	-	195	
HONDURAS	-	-	-	-	-	1,995	
JAMAICA	-	-	-	-	-	4	
MEXICO	-	-	-	-	-	50	
NICARAGUA	-	-	-	-	-	5,081	
PANAMA	-	-	-	-	-	1,673	
PARAGUAY	-	-	-	-	-	11,176	
PERU	-	-	-	-	-	20,277	
URUGUAY	-	-	-	-	-	20,352	
VENEZUELA	-	-	-	-	-	324	
<u>INTERNATL. ORG. AND VARIOUS</u>						529	
<u>GEN. AND REG. COSTS</u>						291,537	

TOTALS MAY NOT ADD DUE TO ROUNDING \* LESS THAN \$500

PAGE INTENTIONALLY LEFT BLANK

**IMET PROGRAM/DELIVERIES**  
**INCLUDES MASF AND EMERGENCY DRAWDOWNS**  
(Dollars in Millions)



INTERNATIONAL MILITARY EDUCATION AND TRAINING PROGRAM/DELIVERIES  
INCLUDES MILITARY ASSISTANCE SERVICE FUNDED AND EMERGENCY DRAWDOWNS

(DOLLARS IN THOUSANDS)

	FY 1950	FY 1989	FY 1990	FY 1991	FY 1992	FY 1993	FY 1994
<u>WORLDWIDE</u>		<u>2,391,243</u>	<u>43,461</u>	<u>46,040</u>	<u>42,209</u>	<u>42,627</u>	<u>22,250</u>
<u>EAST ASIA AND PACIFIC</u>		<u>888,635</u>	<u>9,073</u>	<u>6,568</u>	<u>5,665</u>	<u>5,539</u>	<u>2,395</u>
CAMBODIA	14,603	-	-	-	-	-	122
FIJI	398	-	-	-	-	-	-
INDONESIA	598	-	-	-	-	-	-
INDONESIA	46,483	1,791	1,948	2,125	-	-	-
JAPAN	44,589	-	-	-	-	-	-
KOREA (SEOUL) A/	171,984	1,196	983	776	273	21	21
LAOS A/	42,814	-	-	-	-	-	318
MALAYSIA	10,762	947	-	-	-	-	50
MONGOLIA	-	-	-	-	108	108	-
MYANMAR	5,791	-	-	-	-	-	-
PAPUA NEW GUINEA	340	42	143	97	100	100	50
REP OF PHILIPPINES A/	51,290	2,445	2,671	2,475	2,539	2,539	876
SINGAPORE	386	47	19	15	20	20	10
SOLOMON ISLANDS	133	38	43	13	20	20	8
TAIWAN	103,156	-	-	-	-	-	-
THAILAND A/	92,947	2,533	679	679	2,339	2,339	895
TONGA	220	34	82	56	61	61	15
VANUATU	-	-	-	-	-	30	15
VIETNAM A/	302,142	-	-	-	-	-	-
WESTERN SAMOA	-	-	-	-	-	48	15
<u>NEAR EAST AND SOUTH ASIA</u>		<u>240,776</u>	<u>8,694</u>	<u>7,578</u>	<u>6,009</u>	<u>6,960</u>	<u>3,638</u>
AFGHANISTAN	5,616	-	-	-	-	-	-
ALGERIA	410	144	175	150	137	137	56
BAHRAIN	-	-	-	74	103	103	56
BANGLADESH	2,890	300	405	607	462	462	182
EGYPT	15,377	1,509	1,798	1,518	1,718	1,718	800
INDIA	8,289	263	226	310	362	362	152
IRAN	67,442	-	-	-	-	-	-
IRAQ	1,487	-	-	-	-	-	-
ISRAEL	-	-	218	-	-	-	-
JORDAN	25,065	2,065	1,095	585	501	501	800
LEBANON	8,164	116	-	-	591	591	304
LIBYA	2,795	-	-	-	-	-	-
MALDIVES	187	46	49	105	102	102	-
MOROCCO	26,237	1,248	1,314	1,034	1,140	1,140	528
NEPAL	1,340	123	197	179	149	149	106
OMAN	671	164	214	97	92	92	54
PAKISTAN	31,378	506	-	-	-	-	-
SAUDI ARABIA	12,456	-	-	-	-	-	-
SRI LANKA	1,471	188	240	224	388	388	100
SYRIA	56	-	-	-	-	-	-

TOTALS MAY NOT ADD DUE TO ROUNDING

\* LESS THAN \$500

INTERNATIONAL MILITARY EDUCATION AND TRAINING PROGRAM/DELIVERIES  
INCLUDES MILITARY ASSISTANCE SERVICE FUNDED AND EMERGENCY DRAWDOWNS

(DOLLARS IN THOUSANDS)

FY 1995	FY 1996	FY 1997	FY 1998	FY 1999	FY 1999	FY 1950
26,350	38,997	43,475	50,000	50,000	2,796,652	
3,471	4,846	5,015	5,652	5,298	942,157	
273	403	463	-	15	15,864	
-	-	-	-	486	598	
-	577	105	476	486	53,991	
-	-	-	-	-	44,589	
10	9	-	-	-	175,253	
-	-	-	-	-	42,814	
504	613	631	939	713	15,428	
98	70	365	425	429	1,653	
-	-	-	-	-	5,791	
125	162	111	139	156	1,464	
1,193	1,210	1,295	1,278	1,348	68,620	
20	20	-	-	-	536	
101	85	146	122	157	867	
-	-	-	-	-	103,156	
999	1,445	1,600	1,985	1,703	107,124	
50	85	105	99	99	907	
50	88	99	93	87	463	
-	-	-	-	-	302,142	
48	79	95	96	105	486	
4,860	5,765	6,457	6,693	6,967	304,395	
-	-	-	-	-	5,616	
74	75	61	126	124	1,532	
75	108	149	251	228	1,044	
209	326	342	312	394	6,429	
1,000	1,009	1,000	1,000	1,040	27,768	
208	357	404	177	241	10,989	
-	-	-	-	-	67,442	
-	-	-	-	-	1,487	
-	-	-	-	-	218	
1,003	1,202	1,655	1,600	1,654	37,225	
394	474	547	550	554	11,693	
-	-	-	-	-	2,795	
50	80	85	101	94	899	
724	830	812	907	927	35,702	
96	140	196	196	189	2,910	
131	119	117	217	233	2,107	
-	-	-	-	-	31,884	
96	179	200	214	230	12,456	
-	-	-	-	-	3,530	
-	-	-	-	-	56	

TOTALS MAY NOT ADD DUE TO ROUNDING

\* LESS THAN \$500

INTERNATIONAL MILITARY EDUCATION AND TRAINING PROGRAM/DELIVERIES (CONTINUED)  
 INCLUDES MILITARY ASSISTANCE SERVICE FUNDED AND EMERGENCY DRAWDOWNS

(DOLLARS IN THOUSANDS)

	FY 1950	FY 1989	FY 1990	FY 1991	FY 1992	FY 1993	FY 1994
NEAR EAST AND SOUTH ASIA (CONTINUED)							
TUNISIA	17,895	1,427	1,623	1,125	1,215	500	-
YEMEN	11,553	595	25	-	-	-	-
EUROPE	638,338	8,406	7,444	9,464	8,892	6,757	165
ALBANIA	-	-	-	128	172	10	100
AUSTRIA	1,808	13	26	-	-	97	-
BELARUS	-	-	-	-	-	-	-
BELGIUM	33,889	-	-	-	-	-	-
BOSNIA-HERZEGOVINA	-	-	-	-	-	-	-
BULGARIA	-	-	-	333	279	300	-
CROATIA	-	-	-	-	-	-	-
CZECH REPUBLIC	-	-	-	-	469	500	-
CZECHOSLOVAKIA	-	-	246	648	61	-	-
DENMARK	30,451	-	-	-	-	-	-
ESTONIA	-	-	-	61	88	152	10
FINLAND	692	37	15	-	-	-	-
FRANCE	107,987	-	-	-	-	-	63
GEORGIA	-	-	-	-	-	-	-
GERMANY	16,173	-	-	-	-	-	-
GREECE	57,956	588	564	294	243	100	700
HUNGARY	-	-	250	641	699	-	-
ICELAND	186	8	-	-	-	-	-
IRELAND	11	-	11	-	-	-	-
ITALY	46,566	-	-	-	-	-	-
KAZAKHSTAN	-	-	-	-	163	90	50
KYRGYZSTAN	-	-	-	-	-	113	195
LATVIA	-	-	-	46	148	150	-
LITHUANIA	-	-	-	72	-	-	-
LUXEMBOURG	550	-	-	-	-	-	-
MACEDONIA (FYROM)	-	-	-	-	-	-	-
MALTA	75	28	23	11	53	18	57
MOLDOVA	-	-	-	-	-	-	-
NETHERLANDS	39,100	-	-	-	-	-	-
NORWAY	31,652	-	-	-	-	-	-
POLAND	-	-	351	711	684	700	-
PORTUGAL	41,932	2,381	815	2,095	996	500	312
ROMANIA	-	-	-	-	309	471	-
RUSSIA	-	-	-	132	455	296	-
SLOVAKIA	-	-	-	-	128	113	-
SLOVENIA	-	-	-	-	82	49	-
SPAIN	63,009	1,955	1,507	928	240	1,006	-
TURKEY	139,712	3,371	3,552	3,288	3,032	50	-
TURKMENISTAN	-	-	-	-	-	-	-

TOTALS MAY NOT ADD DUE TO ROUNDING \* LESS THAN \$500

INTERNATIONAL MILITARY EDUCATION AND TRAINING PROGRAM/DELIVERIES (CONTINUED)  
INCLUDES MILITARY ASSISTANCE SERVICE FUNDED AND EMERGENCY DRAWDOWNS

(DOLLARS IN THOUSANDS)

FY 1995	FY 1996	FY 1997	FY 1998	FY 1999	FY 1950 FY 1999
800	816	837	900	937	28,075
-	50	52	142	122	12,539
7,897	13,253	15,180	18,713	18,293	752,636
226	432	666	613	650	3,052
15	15	-	-	-	1,887
94	279	273	61	-	904
-	-	-	-	-	33,889
-	259	500	600	632	1,991
400	708	903	950	974	4,847
105	218	427	455	435	1,640
500	795	737	1,394	1,227	5,622
-	-	-	-	-	954
-	-	-	-	-	30,451
180	386	572	689	675	2,803
15	14	-	-	-	783
-	-	-	-	-	107,987
82	302	312	416	394	1,569
-	-	-	-	-	16,173
48	54	28	31	25	59,932
796	1,034	1,014	1,347	1,500	7,981
-	-	-	-	-	194
-	-	-	-	-	21
-	-	-	-	-	46,566
97	388	389	587	383	2,098
60	231	257	336	383	1,317
197	388	535	751	729	2,954
196	498	523	664	727	2,978
-	-	-	-	-	550
125	249	319	457	448	1,598
58	30	104	91	109	599
106	273	268	460	485	1,649
-	-	-	-	-	39,100
-	-	-	-	-	31,652
747	1,021	1,000	1,318	1,600	8,131
500	769	551	844	700	52,083
460	758	922	1,094	1,111	4,966
413	760	842	732	228	4,034
253	471	621	621	623	3,013
150	253	400	654	650	2,302
52	49	-	-	-	67,789
1,102	1,095	1,454	1,505	1,514	160,631
118	213	262	336	261	1,240

NEAR EAST AND SOUTH ASIA (CONTINUED)

TUNISIA  
YEMEN

EUROPE

ALBANIA  
AUSTRIA  
BELARUS  
BELGIUM  
BOSNIA-HERZEGOVINA  
BULGARIA  
CROATIA  
CZECH REPUBLIC  
CZECHOSLOVAKIA  
DENMARK  
ESTONIA  
FINLAND  
FRANCE  
GEORGIA  
GERMANY  
GREECE  
HUNGARY  
ICELAND  
IRELAND  
ITALY  
KAZAKHSTAN  
KYRGYZSTAN  
LATVIA  
LITHUANIA  
LUXEMBOURG  
MACEDONIA (FYROM)  
MALTA  
MOLDOVA  
NETHERLANDS  
NORWAY  
POLAND  
PORTUGAL  
ROMANIA  
RUSSIA  
SLOVAKIA  
SLOVENIA  
SPAIN  
TURKEY  
TURKMENISTAN

TOTALS MAY NOT ADD DUE TO ROUNDING

\* LESS THAN \$500

INTERNATIONAL MILITARY EDUCATION AND TRAINING PROGRAM/DELIVERIES (CONTINUED)  
 INCLUDES MILITARY ASSISTANCE SERVICE FUNDED AND EMERGENCY DRAWDOWNS

(DOLLARS IN THOUSANDS)

	FY 1989	FY 1990	FY 1991	FY 1992	FY 1993	FY 1994
<u>EUROPE (CONTINUED)</u>						
UKRAINE	-	-	-	77	379	600
UNITED KINGDOM	21,624	-	-	-	-	-
UZBEKISTAN	-	-	-	-	-	-
YUGOSLAVIA	4,965	26	85	-	-	-
	<u>113,740</u>	<u>6,302</u>	<u>7,998</u>	<u>7,947</u>	<u>8,683</u>	<u>4,021</u>
<u>AFRICA</u>						
ANGOLA	-	-	-	-	-	-
BENIN	367	70	117	106	113	99
BOTSWANA	2,221	356	601	582	445	364
BURKINA FASO	769	84	107	-	-	-
BURUNDI	875	177	195	182	333	-
CAMEROON	1,461	306	487	283	328	100
CAPE VERDE	307	68	252	130	167	-
CENTRAL AFRICAN REP	893	133	143	256	215	-
CHAD	1,925	322	344	352	370	225
COMOROS	126	45	90	60	137	-
CONGO (BRAZZAVILLE)	91	37	214	150	142	109
CONGO (KINSHASA)	17,653	460	8	46	-	-
DJIBOUTI	921	133	208	46	206	106
EQUATORIAL GUINEA	511	105	127	71	-	-
ERITREA	-	-	-	-	-	-
ETHIOPIA	22,701	-	-	-	160	82
GABON	961	31	79	-	115	113
GAMBIA	323	99	115	117	98	100
GHANA	3,308	173	251	260	303	229
GUINEA	981	170	160	183	187	88
GUINEA-BISSAU	189	92	164	150	203	102
IVORY COAST	1,052	144	277	186	213	150
KENYA	12,946	1,032	718	775	652	288
LESOTHO	160	60	109	129	130	-
LIBERIA	9,401	-	-	-	-	-
MADAGASCAR	441	90	101	151	274	-
MALAWI	1,353	132	144	131	108	125
MALI	2,368	161	245	121	198	134
MAURITANIA	577	107	84	-	-	-
MAURITIUS	-	-	-	92	65	-
MOZAMBIQUE	-	-	87	185	176	-
NAMIBIA	-	-	190	217	300	220
NIGER	2,097	285	438	379	349	200
NIGERIA	1,885	100	171	378	139	-
RWANDA	568	107	24	78	141	75
SAO TOME & PRINCIPE	201	70	76	151	175	-
SENEGAL	4,248	502	587	675	749	450

TOTALS MAY NOT ADD DUE TO ROUNDING \* LESS THAN \$500

INTERNATIONAL MILITARY EDUCATION AND TRAINING PROGRAM/DELIVERIES (CONTINUED)  
INCLUDES MILITARY ASSISTANCE SERVICE FUNDED AND EMERGENCY DRAWDOWNS

(DOLLARS IN THOUSANDS)

	FY 1995	FY 1996	FY 1997	FY 1998	FY 1999	FY 1999	FY 1950
	707	1,019	1,015	1,250	1,304		6,352
	95	293	286	457	526		21,624
	-	-	-	-	-		1,657
	-	-	-	-	-		5,076
	4,955	6,016	7,093	7,989	8,494	183,236	
<u>AFRICA</u>							
ANGOLA	-	-	174	-	-	174	
BENIN	161	281	350	376	372	2,412	
BOTSWANA	440	454	391	540	562	6,956	
BURKINA FASO	-	-	-	-	-	960	
BURUNDI	44	71	-	-	-	1,878	
CAMEROON	-	83	104	142	184	3,479	
CAPE VERDE	75	64	208	153	70	1,494	
CENTRAL AFRICAN REP	186	110	158	150	101	2,345	
CHAD	62	-	27	100	87	3,814	
COMOROS	150	64	76	101	14	713	
CONGO (BRAZZAVILLE)	-	162	147	-	-	1,202	
CONGO (KINSHASA)	-	-	-	-	-	18,121	
DJIBOUTI	125	150	94	103	123	2,215	
EQUATORIAL GUINEA	-	-	-	-	-	815	
ERITREA	200	261	413	409	439	1,804	
ETHIOPIA	248	327	313	279	516	24,657	
GABON	-	-	-	-	-	1,299	
GAMBIA	-	-	-	-	-	851	
GHANA	222	257	243	288	391	5,925	
GUINEA	155	35	55	70	167	2,251	
GUINEA-BISSAU	75	88	119	64	-	1,245	
IVORY COAST	120	151	170	211	189	2,863	
KENYA	283	297	304	443	462	18,200	
LESOTHO	32	72	76	75	74	917	
LIBERIA	-	-	-	-	-	9,401	
MADAGASCAR	-	102	113	146	115	1,534	
MALAWI	125	154	228	284	343	3,127	
MALI	163	155	152	275	374	4,346	
MAURITANIA	-	-	-	-	-	769	
MAURITIUS	-	-	22	63	95	337	
MOZAMBIQUE	138	203	204	178	184	1,355	
NAMIBIA	126	190	188	203	145	1,779	
NIGER	189	11	-	-	-	3,948	
NIGERIA	-	-	-	-	90	2,764	
RWANDA	50	243	359	473	314	2,432	
SAO TOME & PRINCIPE	29	75	72	74	86	1,009	
SENEGAL	598	637	697	815	846	10,804	

INTERNATIONAL MILITARY EDUCATION AND TRAINING PROGRAM/DELIVERIES (CONTINUED)  
INCLUDES MILITARY ASSISTANCE SERVICE FUNDED AND EMERGENCY DRAWDOWNS

(DOLLARS IN THOUSANDS)

	<u>FY 1989</u>	<u>FY 1990</u>	<u>FY 1991</u>	<u>FY 1992</u>	<u>FY 1993</u>	<u>FY 1994</u>
<u>AFRICA (CONTINUED)</u>						
SEYCHELLES	89	22	66	90	128	-
SIERRA LEONE	428	95	296	88	284	-
SOMALIA	6,619	-	-	-	-	-
SOUTH AFRICA	-	-	-	-	-	104
SUDAN	10,131	-	-	-	-	-
SWAZILAND	321	55	128	181	147	-
TANZANIA	75	90	60	163	177	114
TOGO	525	100	126	-	-	-
UGANDA	511	80	190	220	198	128
ZAMBIA	-	-	-	135	151	75
ZIMBABWE	1,159	209	218	382	403	241
	266,315	8,445	13,378	11,988	10,885	4,551
<u>WESTERN HEMISPHERE</u>						
ANTIGUA & BARBUDA	216	4	18	7	16	6
ARGENTINA	12,974	147	520	282	300	102
BAHAMAS	219	44	118	80	75	11
BARBADOS	523	51	41	17	37	6
BELIZE	543	102	115	150	124	50
BOLIVIA	16,170	466	886	742	1,054	439
BRAZIL	16,520	97	72	147	250	96
CHILE	16,847	-	313	306	266	97
COLOMBIA	23,237	1,545	2,762	2,310	2,641	900
COSTA RICA	2,312	218	315	206	225	101
CUBA	2,023	-	-	-	-	-
DOMINICA	295	22	15	15	41	30
DOMINICAN REPUBLIC	16,289	735	636	942	786	308
ECUADOR	17,996	705	831	776	808	379
EL SALVADOR	28,256	1,430	957	1,354	300	400
GRENADA	409	64	126	109	49	43
GUATEMALA	9,660	428	399	210	153	36
GUYANA	39	-	37	77	100	5
HAITI	3,713	-	169	-	-	-
HONDURAS	17,871	957	1,471	1,202	1,358	524
JAMAICA	2,256	283	1,025	664	447	201
MEXICO	4,255	309	881	579	721	201
NICARAGUA	11,583	-	-	-	-	-
PANAMA	8,265	-	-	-	-	-
PARAGUAY	7,410	212	120	247	341	89
PERU	23,213	137	374	112	-	-
ST KITTS AND NEVIS	251	60	95	91	60	44
ST LUCIA	260	43	43	72	49	59
ST VINCENT + GREN.	313	40	92	104	73	52
SURINAME	128	-	-	-	-	-

TOTALS MAY NOT ADD DUE TO ROUNDING

\* LESS THAN \$500

INTERNATIONAL MILITARY EDUCATION AND TRAINING PROGRAM/DELIVERIES (CONTINUED)  
 INCLUDES MILITARY ASSISTANCE SERVICE FUNDED AND EMERGENCY DRAWDOWNS

(DOLLARS IN THOUSANDS)

FY 1995	FY 1996	FY 1997	FY 1998	FY 1999	FY 1999	FY 1950
10	31	50	79	103		669
52	134	3	-	-		1,380
-	-	-	-	-		6,619
297	466	656	804	1,022		3,349
-	-	-	-	-		10,131
57	50	85	93	91		1,208
81	126	5	185	181		1,257
-	-	25	*	-		776
138	189	342	357	305		2,659
92	99	172	143	150		1,017
232	224	298	313	299		3,979
4,458	8,217	8,532	9,693	9,857		356,319
3	95	93	123	109		689
109	588	603	607	613		16,845
13	116	107	110	127		1,019
11	99	103	60	57		1,005
54	217	208	258	175		1,997
368	547	509	570	533		22,284
100	200	222	220	206		18,129
120	301	395	453	478		19,576
588	95	-	885	917		35,879
68	196	200	241	240		4,322
-	-	-	-	-		2,023
39	35	32	40	50		613
213	507	622	556	493		22,088
293	547	425	534	569		23,862
404	535	455	512	491		35,094
39	61	49	58	59		1,065
-	-	205	223	253		11,566
97	220	178	181	216		1,149
35	169	275	290	160		4,811
325	500	425	500	560		25,693
174	469	487	504	472		6,982
400	992	1,008	921	918		11,185
-	-	57	74	200		11,913
-	-	-	-	87		8,352
134	155	284	216	215		9,422
325	380	483	462	478		25,964
39	75	56	65	63		898
46	68	43	44	57		784
40	74	44	50	49		930
28	85	149	82	100		571

TOTALS MAY NOT ADD DUE TO ROUNDING \* LESS THAN \$500

INTERNATIONAL MILITARY EDUCATION AND TRAINING PROGRAM/DELIVERIES (CONTINUED)  
 INCLUDES MILITARY ASSISTANCE SERVICE FUNDED AND EMERGENCY DRAWDOWNS

(DOLLARS IN THOUSANDS)

	<u>FY 1989</u>	<u>FY 1990</u>	<u>FY 1991</u>	<u>FY 1992</u>	<u>FY 1993</u>	<u>FY 1994</u>
<u>WESTERN HEMISPHERE (CONTINUED)</u>						
TRINIDAD + TOBAGO	217	42	65	38	49	10
URUGUAY	7,473	204	499	484	337	167
VENEZUELA	14,582	102	383	666	226	195
<u>INTERNATL. ORG. AND VARIOUS</u>	<u>278</u>	<u>-</u>	<u>-</u>	<u>-</u>	<u>-</u>	<u>-</u>
<u>GEN. AND REG. COSTS</u>	<u>243,161</u>	<u>2,540</u>	<u>3,074</u>	<u>1,137</u>	<u>1,670</u>	<u>888</u>

A/ DURING THE PERIOD FY 66-75, GRANT AID FUNDING IN SUPPORT OF ACTIVITIES IN SOUTHEAST ASIA WAS A PART OF THE REGULAR DOD APPROPRIATION AND WAS IDENTIFIED FOR PROGRAMMING PURPOSES AS MILITARY ASSISTANCE SERVICE FUNDED (MASF) PROGRAMS. THE FUNDS WERE USED FOR PROVIDING MILITARY EQUIPMENT AND RELATED SERVICES AND TRAINING TO THOSE COUNTRIES ENGAGED IN THE HOSTILITIES IN SOUTHEAST ASIA, I.E., KOREA, LAOS, PHILIPPINES, THAILAND, AND VIETNAM.

NOTE: SECURITY ASSISTANCE TRAINING IS CONSIDERED FULLY DELIVERED WHEN FUNDED.

TOTALS MAY NOT ADD DUE TO ROUNDING \* LESS THAN \$500

INTERNATIONAL MILITARY EDUCATION AND TRAINING PROGRAM/DELIVERIES (CONTINUED)  
 INCLUDES MILITARY ASSISTANCE SERVICE FUNDED AND EMERGENCY DRAWDOWNS

(DOLLARS IN THOUSANDS)

	<u>FY 1995</u>	<u>FY 1996</u>	<u>FY 1997</u>	<u>FY 1998</u>	<u>FY 1999</u>	<u>FY 1950</u> <u>FY 1999</u>
	-	83	95	133	148	881
	143	380	332	321	364	10,703
	250	428	388	400	400	18,019
	-	-	-	-	-	278
	<u>709</u>	<u>900</u>	<u>1,198</u>	<u>1,260</u>	<u>1,091</u>	<u>257,628</u>

WESTERN HEMISPHERE (CONTINUED)

TRINIDAD + TOBAGO  
 URUGUAY  
 VENEZUELA

INTERNATL. ORG. AND VARIOUS

GEN. AND REG. COSTS

TOTALS MAY NOT ADD DUE TO ROUNDING \* LESS THAN \$500

SUMMARY OF STUDENTS TRAINED UNDER INTERNATIONAL MILITARY EDUCATION AND TRAINING PROGRAM  
INCLUDES MILITARY ASSISTANCE SERVICE FUNDED AND EMERGENCY DRAWDOWNS

	FY 1950	FY 1989	FY 1990	FY 1991	FY 1992	FY 1993	FY 1994
<u>WORLDWIDE</u>	554,270	4,975	4,898	4,380	4,417	2,597	
<u>EAST ASIA AND PACIFIC</u>	288,690	1,155	776	609	541	215	
CAMBODIA	67,482	-	-	-	-	-	5
FIJI	63	-	-	-	-	-	-
INDOCHINA	434	-	-	-	-	-	-
INDONESIA	7,009	100	113	117	-	-	-
JAPAN	15,721	-	-	-	-	-	-
KOREA (SEOUL) A/	36,620	212	177	150	69	7	7
LAOS A/	44,500	-	-	-	-	-	-
MALAYSIA	1,566	112	-	-	-	-	25
MONGOLIA	-	-	-	4	4	-	1
MYANMAR	1,127	-	-	-	-	-	-
PAPUA NEW GUINEA	60	5	14	7	7	-	3
REP OF PHILIPPINES A/	20,050	458	384	322	265	94	94
SINGAPORE	133	12	4	3	4	2	2
SOLOMON ISLANDS	18	4	5	2	2	1	1
TAIWAN	25,597	-	-	-	-	-	-
THAILAND A/	20,336	251	74	-	183	73	73
TONGA	39	1	5	4	5	1	1
VANUATU	-	-	-	-	2	-	1
VIETNAM A/	47,935	-	-	-	-	-	2
WESTERN SAMOA	-	-	-	-	-	-	-
<u>NEAR EAST AND SOUTH ASIA</u>	37,466	802	679	524	554	340	
AFGHANISTAN	487	-	-	-	-	-	-
ALGERIA	44	20	17	12	10	5	5
BAHRAIN	-	-	-	21	23	9	9
BANGLADESH	372	31	33	33	33	14	14
EGYPT	1,805	146	172	165	148	52	52
INDIA	786	16	10	16	21	8	8
IRAN	11,049	-	-	-	-	-	-
IRAQ	410	-	-	-	-	-	-
ISRAEL	-	-	80	-	-	-	-
JORDAN	5,534	244	113	56	50	71	71
LEBANON	2,253	8	-	-	40	59	59
LIBYA	567	-	-	-	-	-	-
MALDIVES	22	4	4	5	6	-	-
MOROCCO	3,674	79	75	70	89	34	34
NEPAL	146	12	14	11	11	9	9
OMAN	77	20	27	8	16	9	9
PAKISTAN	5,693	59	-	-	-	-	-
SAUDI ARABIA	1,434	-	-	-	-	-	-
SRI LANKA	209	18	14	17	15	10	10
SYRIA	20	-	-	-	-	-	-

SUMMARY OF STUDENTS TRAINED UNDER INTERNATIONAL MILITARY EDUCATION AND TRAINING PROGRAM  
INCLUDES MILITARY ASSISTANCE SERVICE FUNDED AND EMERGENCY DRAWDOWNS

	FY 1995	FY 1996	FY 1997	FY 1998	FY 1999	FY 1999	FY 1999	FY 1950 FY 1999
	2,659	3,482	3,454	8,070	8,947			602,149
<u>WORLDWIDE</u>								
<u>EAST ASIA AND PACIFIC</u>	360	498	363	871	930			295,008
CAMBODIA	9	49	15	-	-	-	-	67,560
FIJI	-	-	-	-	1	-	-	64
INDOCHINA	-	-	-	-	-	-	-	434
INDONESIA	-	17	7	14	79	-	-	7,456
JAPAN	-	-	-	-	-	-	-	15,721
KOREA (SEOUL) A/	7	4	-	-	-	-	-	37,246
LAOS A/	-	-	-	-	-	-	-	44,500
MALAYSIA	47	84	58	57	152	-	-	2,101
MONGOLIA	7	3	10	194	99	-	-	322
MYANMAR	-	-	-	-	-	-	-	1,127
PAPUA NEW GUINEA	14	17	4	38	86	-	-	255
REP OF PHILIPPINES A/	120	114	118	149	214	-	-	22,288
SINGAPORE	3	4	-	-	-	-	-	165
SOLOMON ISLANDS	9	10	6	72	29	-	-	158
TAIWAN	-	-	-	-	-	-	-	25,597
THAILAND A/	121	171	120	215	181	-	-	21,725
TONGA	8	8	10	35	28	-	-	144
VANUATU	8	10	3	2	39	-	-	65
VIETNAM A/	-	-	-	-	-	-	-	47,935
WESTERN SAMOA	7	7	12	95	22	-	-	145
	444	486	575	737	812			43,419
<u>NEAR EAST AND SOUTH ASIA</u>								
AFGHANISTAN	-	-	-	-	-	-	-	487
ALGERIA	7	7	5	8	12	-	-	147
BAHRAIN	20	19	21	30	34	-	-	177
BANGLADESH	12	25	23	26	78	-	-	680
EGYPT	74	63	72	73	82	-	-	2,852
INDIA	10	21	18	13	6	-	-	925
IRAN	-	-	-	-	-	-	-	11,049
IRAQ	-	-	-	-	-	-	-	410
ISRAEL	-	-	-	-	-	-	-	80
JORDAN	82	107	171	163	196	-	-	6,787
LEBANON	67	74	100	139	163	-	-	2,903
LIBYA	-	-	-	-	-	-	-	567
MALDIVES	5	8	8	8	6	-	-	76
MOROCCO	36	41	34	77	50	-	-	4,259
NEPAL	7	10	15	15	13	-	-	263
OMAN	20	22	17	21	40	-	-	277
PAKISTAN	-	-	-	-	-	-	-	5,752
SAUDI ARABIA	-	-	-	-	-	-	-	1,434
SRI LANKA	10	14	16	66	9	-	-	398
SYRIA	-	-	-	-	-	-	-	20

SUMMARY OF STUDENTS TRAINED UNDER INTERNATIONAL MILITARY EDUCATION AND TRAINING PROGRAM (CONTINUED)  
 INCLUDES MILITARY ASSISTANCE SERVICE FUNDED AND EMERGENCY DRAWDOWNS

	FY 1989	FY 1990	FY 1991	FY 1992	FY 1993	FY 1994
TUNISIA	2,359	116	120	110	92	60
YEMEN	525	29	-	-	-	-
<b>EUROPE</b>	<b>107,952</b>	<b>622</b>	<b>561</b>	<b>503</b>	<b>587</b>	<b>431</b>
ALBANIA	-	-	-	4	2	12
AUSTRIA	508	6	7	-	-	7
BELARUS	-	-	-	-	3	4
BELGIUM	5,118	-	-	-	-	-
BOSNIA-HERZEGOVINA	-	-	-	14	13	23
BULGARIA	-	-	-	-	-	-
CROATIA	-	-	-	-	23	25
CZECH REPUBLIC	-	-	14	26	5	-
CZECHOSLOVAKIA	4,657	-	-	-	-	-
DENMARK	-	-	-	2	12	18
ESTONIA	-	-	-	-	-	2
FINLAND	122	6	4	-	-	-
FRANCE	14,402	-	-	-	-	-
GEORGIA	-	-	-	-	-	3
GERMANY	1,535	-	-	-	-	-
GREECE	16,105	168	152	68	78	28
HUNGARY	-	-	10	31	30	44
ICELAND	60	8	-	-	-	-
IRELAND	2	-	2	-	-	-
IRELAND	9,622	-	-	-	-	-
ITALY	-	-	-	-	8	2
KAZAKHSTAN	-	-	-	-	-	1
KYRGYZSTAN	-	-	-	2	9	19
LATVIA	-	-	-	2	7	12
LITHUANIA	-	-	-	-	-	-
LUXEMBOURG	163	-	-	-	-	-
MACEDONIA (FYROM)	-	-	-	-	-	-
MALTA	8	6	5	4	7	7
MOLDOVA	-	-	-	-	-	1
NETHERLANDS	6,506	-	-	-	-	-
NORWAY	5,506	-	10	28	36	29
POLAND	-	-	40	57	44	41
PORTUGAL	4,424	67	-	-	12	13
ROMANIA	-	-	-	4	23	26
RUSSIA	-	-	-	-	7	14
SLOVAKIA	-	-	-	-	3	9
SLOVENIA	-	-	-	69	42	5
SPAIN	12,688	148	87	211	211	64
TURKEY	21,668	212	223	189	-	-
TURKMENISTAN	-	-	-	-	-	1

NEAR EAST AND SOUTH ASIA (CONTINUED)

SUMMARY OF STUDENTS TRAINED UNDER INTERNATIONAL MILITARY EDUCATION AND TRAINING PROGRAM (CONTINUED)  
 INCLUDES MILITARY ASSISTANCE SERVICE FUNDED AND EMERGENCY DRAWDOWNS

	FY 1995	FY 1996	FY 1997	FY 1998	FY 1999	FY 1950 FY 1999
	94	74	72	89	118	3,304
	-	1	3	9	5	572
	524	724	746	2,940	2,678	118,268
	13	22	27	84	126	290
	4	5	-	-	-	537
	8	7	6	2	-	30
	-	-	-	-	-	5,118
	-	9	14	118	106	247
	16	28	38	36	118	286
	14	18	40	172	165	409
	32	44	37	123	178	462
	-	-	-	-	-	45
	-	-	-	-	-	4,657
	9	13	26	75	48	203
	2	3	-	-	-	139
	-	-	-	-	-	14,402
	4	14	11	108	57	197
	-	-	-	-	-	1,535
	6	7	2	2	2	16,618
	35	58	49	321	197	775
	-	-	-	-	-	68
	-	-	-	-	-	4
	-	-	-	-	-	9,622
	3	14	14	16	11	68
	2	10	8	92	13	126
	15	11	29	51	74	210
	11	19	27	97	65	240
	-	-	-	-	-	163
	8	12	13	93	71	197
	5	5	10	38	8	74
	5	13	12	106	46	183
	-	-	-	-	-	6,506
	-	-	-	-	-	5,506
	39	51	57	159	248	657
	60	47	30	122	126	5,058
	24	42	44	235	281	651
	25	45	48	251	11	433
	14	25	31	197	105	393
	10	21	30	52	75	200
	4	5	-	-	-	13,048
	109	121	84	194	180	23,255
	3	9	10	11	6	40

NEAR EAST AND SOUTH ASIA (CONTINUED)

TUNISIA  
 YEMEN

EUROPE

ALBANIA  
 AUSTRIA  
 BELARUS  
 BELGIUM  
 BOSNIA-HERZEGOVINA  
 BULGARIA  
 CROATIA  
 CZECH REPUBLIC  
 CZECHOSLOVAKIA  
 DENMARK  
 ESTONIA  
 FINLAND  
 FRANCE  
 GEORGIA  
 GERMANY  
 GREECE  
 HUNGARY  
 ICELAND  
 IRELAND  
 ITALY  
 KAZAKHSTAN  
 KYRGYZSTAN  
 LATVIA  
 LITHUANIA  
 LUXEMBOURG  
 MACEDONIA (FYROM)  
 MALTA  
 MOLDOVA  
 NETHERLANDS  
 NORWAY  
 POLAND  
 PORTUGAL  
 ROMANIA  
 RUSSIA  
 SLOVAKIA  
 SLOVENIA  
 SPAIN  
 TURKEY  
 TURKMENISTAN

SUMMARY OF STUDENTS TRAINED UNDER INTERNATIONAL MILITARY EDUCATION AND TRAINING PROGRAM (CONTINUED)  
 INCLUDES MILITARY ASSISTANCE SERVICE FUNDED AND EMERGENCY DRAWDOWNS

	<u>FY 1950</u>	<u>FY 1989</u>	<u>FY 1990</u>	<u>FY 1991</u>	<u>FY 1992</u>	<u>FY 1993</u>	<u>FY 1994</u>
<u>EUROPE (CONTINUED)</u>							
UKRAINE	-	-	-	-	3	12	21
UNITED KINGDOM	3,970	-	-	-	-	-	-
UZBEKISTAN	-	-	-	-	-	-	-
YUGOSLAVIA	888	1	7	-	-	-	-
<u>AFRICA</u>	<u>11,753</u>	<u>432</u>	<u>452</u>	<u>455</u>	<u>535</u>	<u>229</u>	
ANGOLA	-	3	6	4	-	8	6
BENIN	33	31	44	35	38	38	23
BOTSWANA	228	6	5	6	17	-	-
BURKINA FASO	59	11	5	6	16	16	8
BURUNDI	48	13	25	7	5	6	-
CAMEROON	93	6	7	10	10	10	-
CAPE VERDE	16	6	7	17	17	23	12
CENTRAL AFRICAN REP	52	18	17	3	6	-	-
CHAD	68	3	4	4	7	4	4
COMOROS	9	6	11	-	-	-	-
CONGO (BRAZZAVILLE)	1	16	-	-	-	-	-
CONGO (KINSHASA)	1,340	7	8	1	11	11	6
DJIBOUTI	53	4	4	3	-	-	3
EQUATORIAL GUINEA	20	-	-	-	-	-	7
ERITREA	-	-	-	-	-	-	5
ETHIOPIA	3,918	-	-	-	-	7	5
GABON	48	2	3	3	3	3	-
GAMBIA	22	10	10	9	8	8	7
GHANA	617	16	22	15	21	21	14
GUINEA	54	6	7	5	10	10	4
GUINEA-BISSAU	10	5	6	5	5	9	5
IVORY COAST	113	6	14	9	12	12	6
IVORY COAST	1,075	94	55	69	47	47	21
KENYA	12	4	5	11	13	13	-
LESOTHO	1,005	-	-	-	-	-	-
LIBERIA	28	6	5	6	14	14	-
MADAGASCAR	136	8	7	7	8	8	-
MALAWI	160	8	11	5	10	10	6
MALI	27	6	4	-	-	-	-
MAURITANIA	-	-	-	5	5	5	-
MAURITIUS	-	-	2	7	7	5	-
MOZAMBIQUE	-	-	12	17	24	24	14
NAMIBIA	98	16	21	15	16	16	9
NIGER	565	19	28	35	10	10	-
NIGERIA	28	4	-	3	9	1	1
RWANDA	10	3	4	5	5	5	-
SAO TOME & PRINCIPE	242	30	24	23	33	21	21
SENEGAL							

SUMMARY OF STUDENTS TRAINED UNDER INTERNATIONAL MILITARY EDUCATION AND TRAINING PROGRAM (CONTINUED)  
 INCLUDES MILITARY ASSISTANCE SERVICE FUNDED AND EMERGENCY DRAWDOWNS

	FY 1995	FY 1996	FY 1997	FY 1998	FY 1999	FY 1950 FY 1999
<u>EUROPE (CONTINUED)</u>						
UKRAINE	39	36	41	105	347	604
UNITED KINGDOM	-	-	-	-	-	3,970
UZBEKISTAN	5	10	8	80	14	117
YUGOSLAVIA	-	-	-	-	-	896
	281	384	385	1,135	1,760	17,801
<u>AFRICA</u>						
ANGOLA	5	-	5	-	-	5
BENIN	5	14	19	32	80	210
BOTSWANA	26	36	30	35	56	582
BURKINA FASO	-	-	-	-	-	70
BURUNDI	5	3	-	-	-	95
CAMEROON	-	5	6	14	38	234
CAPE VERDE	2	2	7	6	2	59
CENTRAL AFRICAN REP	10	5	5	5	2	112
CHAD	3	-	6	5	53	222
COMOROS	-	2	2	5	1	35
CONGO (BRAZZAVILLE)	6	7	6	-	-	52
CONGO (KINSHASA)	-	-	-	-	-	1,356
DJIBOUTI	8	7	5	4	6	116
EQUATORIAL GUINEA	-	-	-	-	-	31
ERITREA	19	18	20	18	10	88
ETHIOPIA	25	33	10	21	7	4,026
GABON	-	-	-	-	-	59
GAMBIA	-	-	-	-	-	66
GHANA	16	16	18	57	29	841
GUINEA	6	1	2	3	8	106
GUINEA-BISSAU	5	3	6	3	-	57
IVORY COAST	7	7	9	56	56	295
KENYA	18	24	19	71	132	1,625
LESOTHO	3	9	10	9	77	81
LIBERIA	-	-	-	-	-	1,005
MADAGASCAR	-	4	5	29	83	180
MALAWI	7	10	18	24	105	441
MALI	6	9	7	71	59	352
MAURITANIA	-	-	-	-	-	37
MAURITIUS	-	-	5	5	4	24
MOZAMBIQUE	5	8	6	63	59	155
NAMIBIA	9	13	11	10	8	118
NIGER	10	2	-	-	-	187
NIGERIA	-	-	-	-	7	664
RWANDA	2	5	14	54	52	172
SAO TOME & PRINCIPE	1	2	2	2	2	36
SENEGAL	31	29	30	108	171	742

SUMMARY OF STUDENTS TRAINED UNDER INTERNATIONAL MILITARY EDUCATION AND TRAINING PROGRAM (CONTINUED)  
 INCLUDES MILITARY ASSISTANCE SERVICE FUNDED AND EMERGENCY DRAWDOWNS

	FY 1989	FY 1990	FY 1991	FY 1992	FY 1993	FY 1994
<b>AFRICA (CONTINUED)</b>						
SEYCHELLES	7	3	4	4	5	-
SIERRA LEONE	40	10	12	7	26	-
SOMALIA	357	-	-	-	-	-
SOUTH AFRICA	-	-	-	-	-	4
SUDAN	881	-	-	-	-	-
SWAZILAND	36	6	10	15	14	-
TANZANIA	10	7	4	13	15	8
TOGO	35	5	6	-	-	-
UGANDA	51	7	15	18	19	12
ZAMBIA	-	-	-	9	16	4
ZIMBABWE	148	21	18	31	29	15
	<u>108,347</u>	<u>1,964</u>	<u>2,430</u>	<u>2,289</u>	<u>2,199</u>	<u>1,382</u>
<b>WESTERN HEMISPHERE</b>						
ANTIGUA & BARBUDA	56	-	2	1	3	1
ARGENTINA	4,113	40	57	50	48	36
BAHAMAS	104	19	20	14	23	6
BARBADOS	129	11	6	-	-	1
BELIZE	217	19	16	19	18	6
BOLIVIA	5,241	79	111	156	131	66
BRAZIL	8,750	16	18	7	20	17
CHILE	6,917	-	144	166	159	160
COLOMBIA	15,093	657	748	711	892	545
COSTA RICA	1,234	46	66	45	56	27
CUBA	523	-	-	-	-	-
DOMINICA	75	3	-	2	7	4
DOMINICAN REPUBLIC	5,470	90	97	128	133	50
ECUADOR	8,054	207	174	148	93	111
EL SALVADOR	5,894	168	109	143	45	65
GRENADA	82	12	16	15	10	9
GUATEMALA	3,853	120	58	10	19	5
GUYANA	43	-	9	11	12	3
HAITI	859	-	13	-	-	-
HONDURAS	6,408	224	298	215	216	113
JAMAICA	477	55	119	103	74	11
MEXICO	1,589	66	161	132	110	45
NICARAGUA	5,740	-	-	-	-	-
PANAMA	6,552	-	-	-	-	-
PARAGUAY	2,176	18	7	23	31	10
PERU	9,405	25	78	13	-	-
ST KITTS AND NEVIS	56	13	12	14	10	5
ST LUCIA	72	11	5	14	8	12
ST VINCENT + GREN.	73	9	11	21	15	5



SUMMARY OF STUDENTS TRAINED UNDER INTERNATIONAL MILITARY EDUCATION AND TRAINING PROGRAM (CONTINUED)  
 INCLUDES MILITARY ASSISTANCE SERVICE FUNDED AND EMERGENCY DRAWDOWNS

	FY 1989	FY 1990	FY 1991	FY 1992	FY 1993	FY 1994
<u>WESTERN HEMISPHERE (CONTINUED)</u>						
SURINAME	23	-	-	-	-	-
TRINIDAD + TOBAGO	56	4	8	5	-	3
URUGUAY	2,996	10	24	33	33	26
VENEZUELA	6,017	42	43	90	33	40
<u>INTERNATL. ORG. AND VARIOUS</u>	<u>13</u>	<u>-</u>	<u>-</u>	<u>-</u>	<u>-</u>	<u>-</u>
<u>GEN. AND REG. COSTS</u>	<u>49</u>	<u>-</u>	<u>-</u>	<u>-</u>	<u>1</u>	<u>-</u>

NOTE: THE NUMBER OF STUDENTS TRAINED PRIOR TO FY 1998 UNDER THE IMET PROGRAM WILL NOT AGREE WITH THE NUMBERS OF STUDENTS TRAINED AS POTRAYED IN THE CONGRESSIONAL PRESENTATION FOR FOREIGN OPERATIONS BECAUSE THE CONGRESSIONAL PRESENTATION DATA CONTAINS THE TOTAL NUMBER OF STUDENTS TRAINED BY EACH MOBILE TRAINING TEAM (MTT); WHEREAS, THE DATA IN THIS DOCUMENT COUNTS ONLY THE MTT ITSELF AND NOT THE TOTAL NUMBER OF STUDENTS TRAINED BY EACH MTT.

A/ DURING THE PERIOD FY 66-75, GRANT AID FUNDING IN SUPPORT OF ACTIVITIES IN SOUTHEAST ASIA WAS A PART OF THE REGULAR DOD APPROPRIATION AND WAS IDENTIFIED FOR PROGRAMMING PURPOSES AS MILITARY ASSISTANCE SERVICE FUNDED (MASF) PROGRAMS. THE FUNDS WERE USED FOR PROVIDING MILITARY EQUIPMENT AND RELATED SERVICES AND TRAINING TO THOSE COUNTRIES ENGAGED IN THE HOSTILITIES IN SOUTHEAST ASIA, I.E., KOREA, LAOS, PHILIPPINES, THAILAND, AND VIETNAM.

SUMMARY OF STUDENTS TRAINED UNDER INTERNATIONAL MILITARY EDUCATION AND TRAINING PROGRAM (CONTINUED)  
 INCLUDES MILITARY ASSISTANCE SERVICE FUNDED AND EMERGENCY DRAWDOWNS

	FY 1995	FY 1996	FY 1997	FY 1998	FY 1999	FY 1950 FY 1999
	2	17	10	18	86	156
	-	8	12	18	15	129
	15	30	65	72	78	3,382
	63	69	72	92	182	6,743
	-	-	-	-	-	13
	2	1	-	-	-	53

WESTERN HEMISPHERE (CONTINUED)

SURINAME  
 TRINIDAD + TOBAGO  
 URUGUAY  
 VENEZUELA

INTERNATL. ORG. AND VARIOUS

GEN. AND REG. COSTS