


REPORT DOCUMENTATION PAGE

Form Approved
OMB No. 0704-0188

Public reporting burden for this collection of information is estimated to average 1 hour per response, including the time for reviewing instructions, searching existing data sources, gathering and maintaining the data needed, and completing and reviewing the collection of information. Send comments regarding this burden estimate or any other aspect of this collection of information, including suggestions for reducing this burden, to Washington Headquarters Services, Directorate for Information Operations and Reports, 1215 Jefferson Davis Highway, Suite 1204, Arlington, VA 22202-4302, and to the Office of Management and Budget, Paperwork Reduction Project (0704-0188), Washington, DC 20503.

1. AGENCY USE ONLY (Leave Blank)	2. REPORT DATE 5/3/01	3. REPORT TYPE AND DATES COVERED Final Technical 0/98-4/01 05 Jun 98-31 Jan 01	
4. TITLE AND SUBTITLE A Micro Fabricated Motor-Compressor for Fuel Cell Applications		5. FUNDING NUMBERS Grant DAAG55-98-1-0365	
6. AUTHORS A. H. Epstein, J. H. Lang, M. A. Schmidt, S. D. Senturia, R. Ghodssi, S. Jacobson, S. Umans, P. Warren, X. Zhang, L. Frechette, S. Nagle			
7. PERFORMING ORGANIZATION NAME(S) AND ADDRESS(ES) Massachusetts Institute of Technology 77 Massachusetts Ave., 31-264 Cambridge, MA 02139		8. PERFORMING ORGANIZATION REPORT NUMBER	
9. SPONSORING / MONITORING AGENCY NAME(S) AND ADDRESS(ES) U.S. Army Research Office P.O. Box 12211 Research Triangle Park, NC 27709-2211		10. SPONSORING / MONITORING AGENCY REPORT NUMBER 38958.1 -CH	
11. SUPPLEMENTARY NOTES The views, opinions and/or findings contained in this report are those of the author(s) and should not be construed as an official Department of the Army position, policy, or decision, unless so designated by other documentation.			
12a. DISTRIBUTION / AVAILABILITY STATEMENT Unlimited		12b. DISTRIBUTION CODE	
13. ABSTRACT (Maximum 200 words) Technology has been developed for micro electrical and mechanical systems (MEMS) micro motor-compressor and blower devices occupying less than a cubic centimeter. Made with semiconductor manufacturing techniques, these devices are intended for applications such as pressurization for fuel cells in the 50-150 watt range and the aspiration of analytical instruments. It consists of an integral silicon micro electric motor and centrifugal compressor approximately 4 mm in diameter and 2 mm thick. Technologies demonstrated include microrotors spinning at 1.5M rpm, high power density thin film electrostatic motors, and microfabricated centrifugal compressors. A complete motor-compressor device has been operated on the bench at low power only. Progress on the component technologies suggest that such a device could deliver 1-2 watts of fluid power in a 4 mm rotor size.			
14. SUBJECT TERMS		15. NUMBER OF PAGES 16	16. PRICE CODE
17. SECURITY CLASSIFICATION OF REPORT UNCLASSIFIED	18. SECURITY CLASSIFICATION OF THIS PAGE UNCLASSIFIED	19. SECURITY CLASSIFICATION OF ABSTRACT UNCLASSIFIED	20. LIMITATION OF ABSTRACT UL



*Gas Turbine Laboratory
Department of Aeronautics and Astronautics
Massachusetts Institute of Technology
Cambridge, MA 02139*

A Final Technical Report on
ARO Grant DAAG55-98-1-0365

entitled

**A MICROFABRICATED MOTOR-COMPRESSOR
FOR FUEL CELL APPLICATIONS**

submitted to

US Army Research Office
P.O. Box 12211
Research Triangle Park, NC 27709-2211

ATTN: Dr. Richard Paur

AUTHORS: A. H. Epstein
J. H. Lang
M. A. Schmidt
S. D. Senturia
R. Ghodssi
S. Jacobson
S. Umans
P. Warren
X. Zhang
L. Frechette
S. Nagle

May 2001

20010517 025

1.0 REPORT OUTLINE

This is the final technical report on ARO Grant DAAG55-98-1-0365, entitled "A Microfabricated Motor-compressor for Fuel Cell Applications". Because the program has generated lengthy annual technical reports (including one detailing the work up to 1 month before the grant's end) and a large number of technical publications and graduate theses (which are available upon request) this final technical report is relatively brief. It consists of three sections in addition to this one: (2) a short research summary, (3) a list of participants, and (4) a list of publications and theses.

2.0 RESEARCH SUMMARY

This section summarizes the research and development status of a microfabricated silicon motor-driven compression system and its components, intended for aspiration of analytical instruments or pressurization of portable fuel cells. Recent research focused on the hydrostatic journal bearings, the electrostatic induction micromotor, and the integrated system (shown in Figure 1). The following sections will summarize the accomplishments in design, fabrication, and testing to date (detailed information can be found in Ref. [1]). Recommendations for future work will then be presented.

2.1 Component and System Design

System modeling was initially undertaken to determine the main design trade-offs and define viable configurations. Modeling of the electrostatic and fluidic forces in the micromotor identified that the viscous dissipation in the motor gap can negate the electrical torque, if the motor geometry is not designed appropriately. System modeling then allowed the exploration of

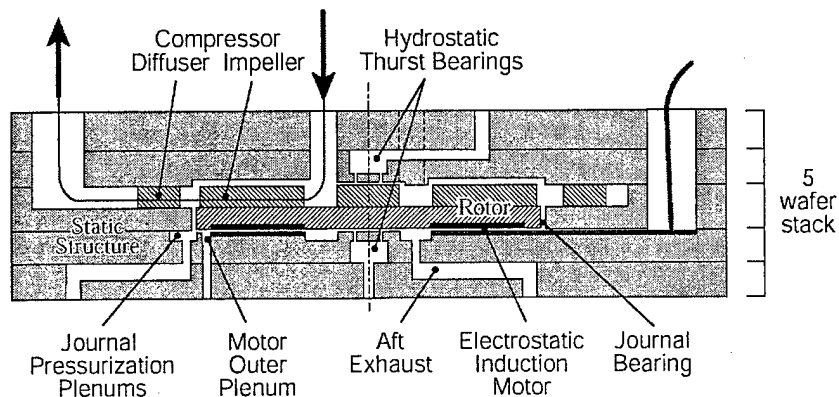


Figure 1: Cross-section schematic of the 5-wafer level motor-driven compressor.

this and other trade-offs, and the determination of viable configurations for μ Compressor (2:1 pressure ratio, 0.1 g/s of air) and μ Blower (20" H₂O pressure rise, 0.1-0.3 g/s of air) applications, with expected overall efficiencies up to 20%. The configuration of an experimental (Level 0) device to be used through this work was then defined, searching a compromise between maximum performance and reasonable challenges in fabricating and operating the first generation micromotor-driven compression system.

2.2 Microfabrication

Experimental development work was then undertaken to define a viable fabrication approach to integrate thin and thick (up to 10 microns) patterned films with deep reactive ion etched precision features in a stack of 5 fusion-bonded wafers. This led to the successful fabrication of three sets of devices: two sets of silicon-only microturbine-driven bearing rigs (no motor), and one set of micromotor-driven devices (integrating the thin and thick film motor components). This motor-driven set yielded 10 devices: 5 motor-driven compressors, 2 motor-assisted turbines, and 3 motors with no blades. The main fabrication challenges were:

- ***Wafer bonding with thin and thick films***: overcome through a recessed design of the motor components, which includes removing the films in specified bonding areas (reducing wafer bow) and polishing the surfaces [2]. During the fabrication of this first generation of motor-driven devices, repeated chemical-mechanical polishing of the wafer surfaces was necessary in order to successfully bond the 5 wafers. This additional processing was shown to affect the motor electrical properties.
- ***Retention of the rotor during wafer processing and release***: accomplished by a new snap-off tab approach, consisting of a mechanical link between the rotor and static structure created while bonding, which is controllably fractured to release the rotor before testing [3].
- ***Precision fabrication of the rotor and bearing components***: accomplished through iterative development of deep reactive ion etching techniques, which resulted in geometries demonstrated to be adequate for high-speed rotation.


Through this effort, a viable microfabrication approach has been developed and demonstrated to build a microsystem integrating a high-voltage/high-frequency micromotor with high-speed gas-lubricated bearings and microturbomachinery. Improvements on this fabrication process are necessary in order to increase the power output and efficiency of the electrical machinery, as well as to improve the wafer-bonding yield with the presence of thin and thick films.

2.3 Experimental Development


The microdevices built were used for the component development and system demonstration. In addition, macro-scale experiments provided an assessment and insight on component performance. This section will summarize the experimental development effort of the bearings, turbomachinery, electromechanics, and the integrated system. A photograph of a completed microdevice, the stator alone mounted for electrical testing, and an SEM enlargement of the stator are shown in Figure 2.

2.3.1 High-Speed Bearing Operation


The silicon bearing rigs, driven with an air turbine, were then used to demonstrate repeatable, sustained high-speed rotation [2]. These microturbines have been spun in a stable and sustained manner up to 1.4 million rpm (300 m/s tip speed) as shown in Figure 3, which is



(a) complete motor compressor die



(b) stator mounted for electrical testing



(c) SEM of 131 pole electrostatic stator

Figure 2: Motor-compressor.

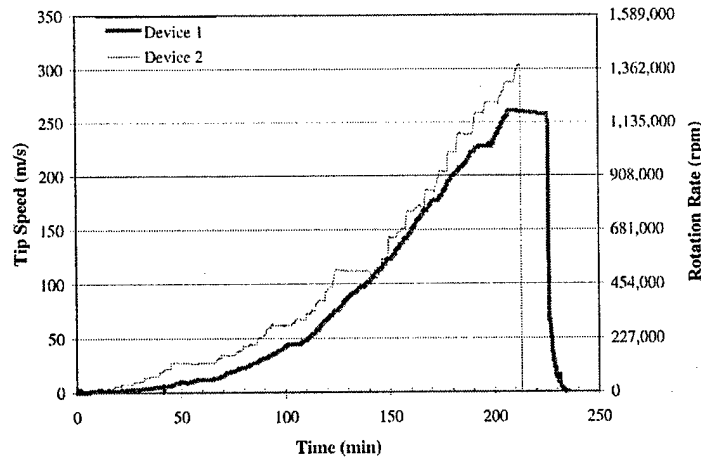


Figure 3: Speed evolution over time for two microturbine bearing rig devices.

sufficient for μ Compressor and μ Blower devices. Critical to this work was real-time monitoring of the rotordynamics and the experimental development of a pressure schedule for stable operation of the hydrostatic journal bearing, necessary for high-speed operation. This high-speed operation confirms that the microfabrication approach is sufficiently precise to provide adequately balanced rotors as fabricated. This also confirms that the single crystal silicon rotor structure can sustain the centrifugal forces up to 300 m/s tip speed.

2.3.2 *Microturbomachinery*

Turbomachinery compatible with the two-dimensional constraints of silicon etching has been designed and experimentally demonstrated. To date, the aerodynamic compressor design has not been experimentally tested at the micro-scale. However, it has been investigated numerically (2D MISES and 3D Fluent CFD codes) and experimentally using a scaled-up version of the compressor operating at matched Mach and Reynolds numbers (allowing detailed instrumentation) [4]. Results indicate that pressure ratios greater than 1.2:1 and 2:1 are achievable at tip speeds of 200 m/s and 400 m/s respectively. These measurements, taken in the macrocompressor, coincide with the numerical predictions of pressure ratio. On the other hand, measured mass flow and efficiency were lower than predicted. Overall compressor efficiency of 26% at 168 m/s and 41% at 400 m/s were measured in the macrocompressor, whereas the expected values were in the range of 50-60% [5].

In addition to the macro-scale experiments, operation of turbomachinery at the micro-scale has been demonstrated during the microturbine-driven bearing rig experiments [2]. The

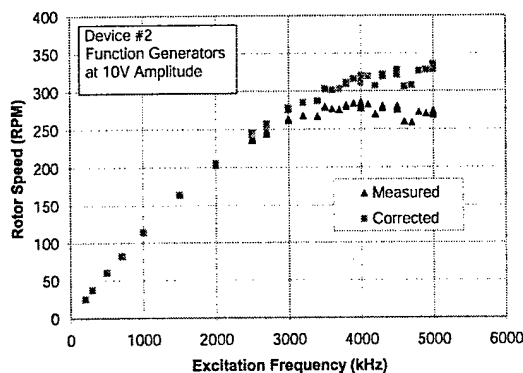
microturbine delivered a mechanical power of 5W, which is similar to the predicted results (2D MISES code).

These numerical and experimental investigations suggest that micro-scale turbomachinery can operate at the expected pressure ratios. However, further development is necessary in order to improve the efficiency. The design space for microturbomachinery has only been explored with a few aerodynamic designs. A broader, parametric investigation of the design space would allow optimized system designs, which trade pressure ratio with efficiency and flow rate to meet the requirements of specific applications. For example, low tip speed and high-pressure ratio turbomachinery would enable higher efficiency motor-driven compression systems by reducing the viscous losses in the motor gap.

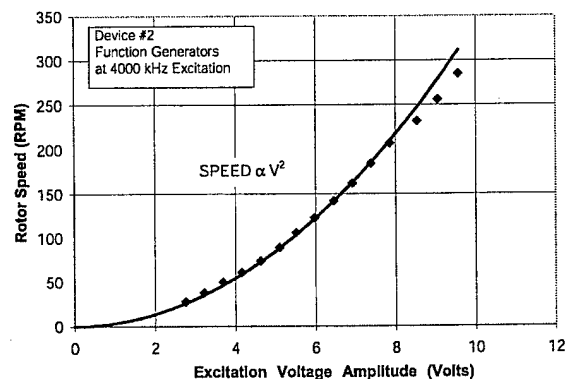
2.3.3 *Electrostatic Induction Micromotor*

The motor-driven devices from the first set were used to investigate the electrostatic induction micromotor [6] and demonstrate operation of the integrated system [1]. In addition, a tethered-micromotor was used to characterize the motor torque characteristic [7].

Low-voltage motor characterization - The motor torque curves were measured at low excitation voltage and found to exhibit typical induction machine characteristics, such as a peak in torque as a function of frequency (near 5 MHz), and a quadratic dependence on voltage (Figure 4). The peak of the torque curve was found to be at a significantly higher operating frequency than the design intent of 0.7 MHz. This was attributed to an increase in rotor film conductivity, resulting from unplanned processing during the fabrication of this first generation



(a) Effect of varying the stator frequency



(b) Effect of varying stator voltage

Figure 4: Micromotor rotation rate as a function of (a) stator excitation frequency (constant 10V amplitude), and (b) stator excitation voltage (constant 4 MHz frequency).

of devices. Furthermore, the motor gap was measured to be 4 microns, instead of the 3 microns design intent. This has the effect of lowering the predicted peak torque from $260 \mu\text{Nm/kV}^2$ to $170 \mu\text{Nm/kV}^2$. The measured peak torque was found to be more on the order of $65 \mu\text{Nm/kV}^2$, a factor of 2.7 lower than predicted. More detailed modeling of the floating potential between electrodes reduced the predicted torque, leaving a discrepancy factor of 2.1 between the predicted and measured torque per unit voltage squared. Although the viscous drag and the electrical structure have been characterized, further experimental investigation and testing of other devices is necessary in order to determine exact cause for reduced motor performance. Latest results from a tethered-motor indicate torque levels to the level ($\mu\text{Nm/kV}^2$) originally expected.

High-voltage operation - The maximum speed achieved to date by a motor-driven device is 15,000 RPM (3 m/s tip speed) at 100V amplitude and 1.8 MHz. Based on viscous drag predictions and measurements, the motor is calculated to deliver a torque of at least $0.3 \mu\text{Nm}$, corresponding to a shaft power of 0.5 mW. Operation at the peak of the torque curve (~5 MHz) was not possible with the high-voltage power electronics due their limited frequency range (1.8 MHz). Furthermore, voltage amplitudes were limited to 100V, since electrical breakdown occurred beyond that point. Reduced voltage operation (100V instead of the 300V design intent) has the effect of reducing the torque by almost one order of magnitude.

2.3.4 System Demonstration

Integrated fabrication and simultaneous operation of the gas-lubricated bearings, turbomachinery, and micromotor were demonstrated [1]. No pressure rise was measured from the compressor, however, since the motor-driven devices operated at low tip speed (3 m/s versus the design intent of 200 m/s) due to the low motor torque. A micromotor with turbine blades has been spun up to 400,000 rpm using the turbine as a supplementary source of torque. This demonstrated high-speed operation of the integrated system and structural integrity of the composite rotor (silicon rotor with thin and thick films), at least up to those speeds. Demonstration of the micro-compression system requires proper operation of all its main components, and will only be possible once increased motor torque is achieved. Further experimental characterization of this first-of-a-kind micromotor is necessary in order to better assess and extend its performance.

2.4 Technology Assessment

Overall, the main components and the integrated system have been designed and

demonstrated at the micro-scale, but require further development to achieve the desired levels of performance:

- Hydrostatic Gas Bearings:
 - Demonstrated up to 300 m/s tip speed (1.4 Million RPM)
 - Imbalance levels acceptable as fabricated
 - Simple structure sustained centrifugal forces at 300 m/s tip speed
- 1. Micro-Turbomachinery:
 - Compressor demonstrated required pressure rise (macro-compressor)
 - Efficiency lower than expected (macro-compressor), but adequate
 - Micro-scale turbomachinery demonstrated (microturbine)
- Electrostatic Induction Micromotor
 - Demonstrated with polysilicon stator
 - Stator breakdown limits maximum speed
 - Lower torque than expected
 - Improved fabrication can increase torque
- Integrated system: 5-wafer stack with turbomachinery, motor, bearings System Operation – Demonstrated
 - Microfabrication Approach – Demonstrated

Although the microfabrication technology has been developed and demonstrated, improvements are necessary, mostly in order to significantly improve the motor performance. Table 1 summarizes the problems encountered with the electrostatic motor, and the potential increase in torque and motor shaft power. Because increased torque increases the speed at which the compressor spins, the motor power produced increases faster than the torque.

Table 1: Potential Improvements in Motor Performance

Engineering Issue	Torque Increase	Power Increase
1. Proper rotor conductivity (torque peak matched to electronics frequency)	2 x	4 x
2. Breakdown voltage increase	9 x	71 x
3. Reduced motor gap	1.5 x	2.2 x
Total potential increase	27 x	620 x

First, torque can be optimized by matching the rotor conductor charge relaxation time (which sets the frequency at which the motor torque is maximum) to the capability of the power electronics. This requires extending the frequency range of the power electronics; improving the fabrication process for the rotor conductor; temperature-controlling the experiment (the rotor film conductivity is to be a function of temperature, allowing control over the peak torque frequency).

Second, preliminary testing on the platinum electrode structures shows that operation at 300V can be achieved. Experimental results indicate that the electrode material (metal or polysilicon) and processing conditions (electrode side-wall roughness and residue) are factors inducing breakdown at lower voltages and that the platinum stators are viable at the higher voltages.

The third issue listed in Table 1 requires the fabrication of a new set of devices. Adjusting the film thickness in the motor process flow can easily control the motor gap, reducing it from 4 to 3 microns. Experiments with mechanically clamped (as opposed to wafer bonded) tethered motors on platinum stators indicate that the higher torque predicted will be achieved.

2.5 Conclusions

Based on the measured torque of $65 \mu\text{Nm/kV}^2$ and the macrocompressor results, the micromotor-compressor performance can be predicted at higher voltage. Operated at peak torque operation at 300V, the current motor-compressor devices would run at 260,000 rpm, delivering 700 sccm of air at 5" H₂O. New devices with the same design (Level 0 experimental device) which met the design specifications (3 micron motor gap), would run at 370,000 rpm, delivering 1000 sccm of air at 12" H₂O. The motor would then be providing about 0.3 W of mechanical power.

With the improvements anticipated from the metal-conductor, quartz-insulator stators, these devices should be capable of reaching their design intent of 1-2 watts of mechanical power (and concomitant air pumping) in a 4 mm rotor diameter package.

2.6 References

1. L.G. Fréchet, *Development of a Microfabricated Silicon Motor-Driven Compression System*. Ph.D. Thesis, Massachusetts Institute of Technology, Cambridge MA, Sept. 2000.
2. R. Ghodssi, L.G. Fréchet, S.F. Nagle, X. Zhang, A.A. Ayón, S.D. Senturia, and M.A. Schmidt, "Thick Buried Oxide in Silicon (TBOS): An Integrated Fabrication Technology for Multi-Stack Wafer-Bonded MEMS Processes" *Proc. 10th International Conference on Solid-State Sensors*, Sendai, Japan, June 1999.
3. L.G. Fréchet, S.A. Jacobson, F.F. Ehrich, R. Ghodssi, R. Khanna, C.W. Wong, X. Zhang, K.S. Breuer, M.A. Schmidt, and A.H. Epstein, "Demonstration of a Microfabricated High-Speed Turbine Supported on Gas Bearings," *Proc. Solid-State Sensor and Actuator Workshop*, Hilton Head Is. NC, June 2000.
4. Shirley, G., *An Experimental Investigation of a Low Reynolds Number, High Mach Number Centrifugal Compressor*. S. M. Thesis, Massachusetts Institute of Technology, Cambridge MA, Sept. 1998.
5. Mehra, A., *Computational Investigation and Design of Low Reynolds Number Micro-Turbomachinery*. S.M. Thesis, Massachusetts Institute of Technology, Cambridge MA, June 1997.
6. L.G. Fréchet, S.F. Nagle, R. Ghodssi, S.D. Umans, M.A. Schmidt, and J.H. Lang, "An Electrostatic Induction Micromotor Supported On Gas-Lubricated Bearings," to appear in the *Proc. IEEE 14th Int. MEMS Conf.*, Interlaken, Switzerland, January 2001.
7. S.F. Nagle, *Analysis, Design, and Fabrication of an Electric Induction Micromotor for a Micro Gas-Turbine Generator*. Ph.D. Thesis, Massachusetts Institute of Technology, Cambridge MA, October 2000.

Additional References

- C.-C. Lin, R. Ghodssi, A.A. Ayón, D.Z. Chen, S.A. Jacobson, K.S. Breuer, A.H. Epstein, and M.A. Schmidt, "Fabrication and Characterization of a Micro Turbine/Bearing Rig," *Proc. IEEE Micro Electro Mechanical Systems*, Orlando, FL, January 1999.
- S.F. Nagle, J.H. Lang, "A Micro-Scale Electric-Induction Machine for a Micro Gas Turbine Generator" *27th Annual Meeting of the Electrostatics Society of America*, June 1999.

3.0 MICROENGINE PROJECT TECHNICAL PERSONNEL

Name

Primary Discipline

Faculty:

Prof. Kenneth Breuer	Fluids, Instrumentation
Prof. John Brisson	Thermal Systems, Heat Transfer
Prof. Alan H. Epstein	Engine Design, Fluids
Prof. Jeffrey H. Lang	Electromechanics
Prof. Martin A. Schmidt	μFab, Processes
Prof. Stephen D. Senturia	μFab, Processes & Materials
Prof. Mark S. Spearing	Structures, Materials
Prof. Ian A. Waitz	Combustion

Technical Staff:

Dr. G.K. Ananthasuresh (Post Doc)	μFab Modeling
Dr. A. Ayon (Post Doc)	μFab, Processes
Dr. Christopher Cadou (Post Doc)	Fluids, Combustion
Dr. Fredric F. Ehrich (Senior Lecturer)	Rotor Dynamics, Design
Eric Esteve (Visiting Eng.)	Fluids, Engines
Dr. Anthony Forte	μFabrication
Dr. Gautam Gauba (Post Doc)	Combustion
Dr. Reza Ghodssi	μFabrication
Dr. Yifang Gong (Post Doc)	Turbomachinery
Dr. Paul Holke (Post Doc)	μFabrication
Dr. Eugene W. Huang (LL Tech. Staff)	Structures
Dr. Stuart A. Jacobson (Engineer)	Fluids
Dr. Ravi Khanna (Research Eng.)	μFabrication
Dr. Carol Livermore (Post Doc)	Electromechanics
Steven Lukachko (Research Eng.)	Combustion
Dr. Paul Maki (LL Tech Staff)	μFabrication
Dr. James Paduano (Principal Eng.)	Controls
Larry Retherford, Jr. (LL Tech. Staff)	Packaging
Dr. Choon S. Tan (Principal Eng.)	Turbomachinery
Dr. Steven Umans	Electromechanics
Dr. Richard Walker (C.S. Draper Labs)	Gas Bearings
Paul Warren	Electronics
Dr. Wenjing Ye (Post Doc)	Structures
Patrick Yip (LL Tech Staff)	MAV Avionics
Dr. Xin Zhang (Post Doc)	μFabrication

Graduate Students:

Dye-Zone Chen	μFabrication, Instrumentation
Kuo-Shen Chen	Structures
Dongwon Choi	Structures & Materials
Luc Frechette	Turbomachinery Systems

Tod Harrison	Structures, Packaging
Kashif Khan	Turbomachinery
Jin-Wook Lee	Combustion
Chuang-Chia Lin	μ Fabrication
Chunmei Liu	Turbomachinery
Kevin Lohner	Structures & Materials
Adam London	Packaging
Amit Mehra	Turbomachinery
Bruno Miller	Structures
Jose Miranda	Electric Bearings
Hyug-Soo Moon	Structures & Materials
Steve Nagle	Electric Machinery
D.J. Orr	Fluid Bearings
Baudoin Philippon	Turbomachinery
Ed Piekos	Fluids Modelling
John Protz	Engine Systems
Nicholas Savoulidis	Bearings
Gregory Shirley	Turbomachinery
Chris Spadaccini	Combustion
Shaun Sullivan	Fluids, Heat Transfer
David Tang	Instrumentation
Sheng-Yang Tzeng	Combustion
Douglas Walters	Structures
Chee Wei Wong	Bearings

4.0 LIST OF MICROENGINE PROJECT PUBLICATIONS AND THESES

4.1 Publications

1. Trinh, T., "Large-Scale Test of Position Detection for Microengine Rotor," Technical Report, May 1996.
2. Esteve, E., "Secondary Flow System Modeling," Technical Report, 1996.
3. Waitz, I.A., Gauba, G. and Tzeng, Y.-S., "Combustors for Micro-Gas Turbine Engines," *Proc. of the International Mechanical Engineering Congress and Exposition*, November 1996.
4. Spearing, S. M., Chen, K.S., "Micro-Gas Turbine Engine Materials and Structures", presented at 21st Annual Cocoa Beach Conference and Exposition on Composite, Advanced Ceramics, Materials and Structures, January 1997.
5. Epstein, A. H., and Senturia, S. D., "Macro Power from Micro Machinery", *Science*, Vol. 276, May 1997, p. 1211.
6. Epstein, Senturia, Anathasuresh, Ayon, Breuer, Chen, Ehrich, Esteve, Gauba, Ghodssi, Groshenry, Jacobson, Lang, Lin, Mehra, Mur Miranda, Nagle, Orr, Piekos, Schmidt, Shirley, Spearing, Tan, Tzeng, Waitz, "Power MEMS and Microengines," IEEE Conference on Solid State Sensors and Actuators, Chicago, IL, June 1997.
7. Epstein, Senturia, Al-Midani, Anathasuresh, Ayon, Breuer, Chen, Ehrich, Esteve, Frechette, Gauba, Ghodssi, Groshenry, Jacobson, Kerrebrock, Lang, Lin, London, Lopata, Mehra, Mur Miranda, Nagle, Orr, Piekos, Schmidt, Shirley, Spearing, Tan, Tzeng, Waitz, "Micro-Heat Engines, Gas Turbines, and Rocket Engines", AIAA 97-1773, 28th AIAA Fluid Dynamics Conference, 4th AIAA Shear Flow Control Conference, Snowmass Village, CO, June 29-July 2, 1997.
8. Piekos, E.S., Orr, D.J., Jacobson, S.A., Ehrich, F.F. and Breuer, K.S., "Design and Analysis of Microfabricated High Speed Gas Journal Bearings," AIAA Paper 97-1966, 28th AIAA Fluid Dynamics Conference, Snowmass Village, CO, June 29-July 2, 1997.
9. Waitz, I.A., Gautam, G., Tzeng, Y.-S., "Combustors for Micro-Gas Turbine Engines," *ASME Journal of Fluids Engineering*, Vol. 120, March 1998.
10. Mehra, A., and Waitz, I. A., "Development of a Hydrogen Combustor for a Microfabricated Gas Turbine Engine", Solid-State Sensor and Actuator Workshop, Hilton Head Island, SC, June 1998.
11. Jacobson, S. A., "Aerothermal Challenges in the Design of a Microfabricated Gas Turbine Engine", AIAA 98-2545, 29th AIAA Fluid Dynamics Conference, Albuquerque, NM, June 1998.
12. Ayón, A.A., Lin, C.C., Braff, R., Bayt, R., Sawin, H.H. and Schmidt, M., "Etching Characteristics and Profile Control in a Time Multiplexed Inductively Coupled Plasma Etcher," 1998 Solid State Sensors and Actuator Workshop, Hilton Head, SC, June 1998.
13. Huang, E., "Thermal Design Trade Studies for A Silicon Turbojet Engine", (Initial Report), October 1998.
14. Piekos, E.S. & Breuer, K.S. "Pseudospectral Orbit Simulation of Non-Ideal Gas-Lubricated Journal Bearings for Microfabricated Turbomachines," Paper No. 98-Trib-48, presented at the Tribology Division of The American Society of Mechanical Engineers for presentation at the Joint ASME/STLE Tribology Conference, Toronto, Canada, October 1998. Also, to

appear in *Journal of Tribology*.

15. Ayón, A.A., Ishihara, K., Braff, R., Sawin, H.H. and Schmidt, M., "Application of the Footing Effect in the Microfabrication of Self-Aligned, Free-Standing Structures," 45th International AVS Symposium, Baltimore, MD, November 1998.
16. Mehra, A., Jacobson, S. A., Tan, C. S., and Epstein, A. H., "Aerodynamic Design Considerations for the Turbomachinery of a Micro Gas Turbine Engine", presented at the 25th National and 1st International Conference on Fluid Mechanics and Power, New Delhi, India, December 1998.
17. Chen, K-S, Ayon, A. A., Lohner, K. A., Kepets, M. A., Melconian, T. K., and Spearing, S. M., "Dependence of Silicon Fracture Strength and Surface Morphology on Deep Reactive Ion Etching Parameters", presented at the MRS fall Meeting, Boston, MA, December 1998.
18. Ayón, A.A., Ishihara, K., Braff, R., Sawin, H.H. and Schmidt, M., "Deep Reactive Ion Etching of Silicon," Invited Presentation at Materials Research Society Fall Meeting, Boston, MA, November 30-December 4, 1998.
19. Mirza, A.R. and Ayón, A.A., "Silicon Wafer Bonding: Key to MEMS High-Volume Manufacturing," *SENSORS*, Vol. 15, No. 12, December 1998, pp. 24-33.
20. Chen, K-S, Ayon, A., and Spearing, S. M., "Silicon Strength Testing for Mesoscale Structural Applications", *MRS Proceedings*, Vol. 518, 1998, pp. 123-130.
21. Lin, C.C., Ghodssi, R., Ayon, A.A., Chen, D.Z., Jacobson, S., Breuer, K.S., Epstein, A.H. & Schmidt, M.A. "Fabrication and Characterization of a Micro Turbine/Bearing Rig", presented at MEMS '99, January 1999, Orlando, FL.
22. Mirza, A.R. and Ayón, A.A., "Silicon Wafer Bonding: The Key Enabling Technology for MEMS High-Volume Manufacturing," *Future Fab International*, Issue 6, January 1999, pp. 51-56.
23. Ayón, A.A., Braff, R., Lin, C.C., Sawin, H.H. and Schmidt, M., "Characterization of a Time Multiplexed Inductively Coupled Plasma Etcher," *Journal of the Electrochemical Society*, Vol. 146, Number 1, January 1999, pp. 339-349.
24. Ayon, A.A., Ishihara, K., Braff, R.A., Sawin, H.H., Schmidt, M.A., "Microfabrication and Testing of Suspended Structures Compatible with Silicon-on-Insulator Technology", submitted to the *Journal of Vacuum Science and Technology*, February 1999.
25. Mirza, A. R., Ayón, A. A., "Advanced Silicon Wafer Bonding," *Micromachine Devices*, Vol. 4, No. 2, February 1999.
26. Ayón, A.A., Epstein, A.H., Frechette, L., Nagle, S. and Schmidt, M. A., "Tailoring and Controlling Etch Directionality in a Deep Reactive Ion Etching Tool," submitted to Transducers'99, Sendai, Japan, June 1999.
27. Mehra, A., Waitz, I.A., Schmidt, M. A., "Combustion Tests in the Static Structure of a 6-Wafer Micro Gas Turbine Engine," 1999 Solid State Sensor and Actuator Workshop, June 2-4, 1999.
28. Mirza, A.R. and Ayón, A.A., "Silicon Wafer Bonding for MEMS Manufacturing," *Solid State Technology*, Vol. 42, No. 9, pp. 73-78, August 1999.
29. Mehra, A., Ayon, A. A., Waitz, I. A., and Schmidt, M. A., "Microfabrication of High Temperature Silicon Devices Using Wafer Bonding and Deep Reactive Ion Etching", *IEEE/ASME Journal of Microelectromechanical Systems*, Vol. 8, No. 2, June 1999, pp. 152-160.

30. Ayón, A. A., Chen, D.-Z., Braff, R. A., Khanna, R., Sawin, H. H., Schmidt, M. A., "A novel Integrated Process Using Fluorocarbon Films Deposited with a Deep Reactive Ion Etching (DRIE) Tool," Fall Meeting of the Materials Research Society, Boston, MA , November 29 - December 3, 1999.
31. Chen, K-S, Ayon, A., and Spearing, S. M., "Controlling and Testing the Fracture Strength of Silicon at the Mesoscale", to be published in the *Journal of the American Ceramic Society*, 1999.
32. Ayón, A.A., Braff, R.A., Bayt, R., Sawin, H.H., Schmidt, M.A., "Influence of Coil Power in the Etching Characteristics in a High Density Plasma Etcher," *Journal of the Electrochemical Society*, Vol. 146, No. 7, 1999.
33. Epstein, A.H., Jacobson, S.A., Protz, J.M., Frechette, L.G., "Shirtbutton-Sized Gas Turbines: The Engineering Challenges of Micro High Speed Rotating Machinery," Plenary Lecture, 8th International Symposium on Transport Phenomena and Dynamics of Rotating Machinery (ISROMAC-8), Honolulu, HI, March 2000.
34. Epstein, A.H., "The Inevitability of Small," *Aerospace America*, March 2000, pp. 30-37.
35. Ayon A.A., Zhang X., and Khanna R., "Ultra Deep Anisotropic Silicon Trenches Using Deep Reactive Ion Etching (DRIE)," *Hilton Head Solid-State Sensor & Actuator Workshop*, Hilton Head Island, SC, June 4-9, 2000, pp. 339-342.
36. Epstein, A.H., Jacobson, S.A., Protz, Livermore, C., Lang, J., Schmidt, M.A., "Shirtbutton-Sized, Micromachined, Gas Turbine Generators," presented at 39th Power Sources Conference, Cherry Hill, NJ, June 2000.
37. Ayon A.A., Protz J.M., Khanna R., Zhang X., and Epstein A.H., "Application of Deep Silicon Etching and Wafer Bonding in the MicroManufacturing of Turbochargers and Micro-Air-Vehicles," *the 47th International Symposium of the American Vacuum Society*, Boston, MA, October 2-6, 2000.
38. Zhang X., Ghodssi R., Chen K-S, Ayon A.A., and Spearing S.M., "Residual Stress Characterization of Thick PECVD TEOS Film for Power MEMS Applications," *Hilton Head Solid-State Sensor & Actuator Workshop*, Hilton Head Island, SC, June 4-9, 2000, pp. 316-319.
39. Frechette, L.G, Jacobson, S.A., Breuer, K.S., Ehrich, F.F., Ghodssi, R., Khanna, R., Wong, C.W., Zhang, X., Schmidt, M.A., and Epstein, A.H., "Demonstration of a Microfabricated High-Speed Turbine Supported on Gas Bearings," *Hilton Head Solid-State Sensor & Actuator Workshop*, Hilton Head Island, SC, June 4-9, 2000, pp. 43-47.
40. Orr, D.J, and Jacobson, S.A., "High Order Galerkin Models for Gas Bearings," submitted to the *Proceedings of the ASME/STLE Tribology Conference*, paper ASME/2000-TRIB-131, Seattle, WA, October 2000.
41. Mehra A., Zhang X., Ayon A.A., Waitz I.A., and Schmidt M.A., "A Through-Wafer Electrical Interconnect for Multi-Level MEMS Services," *Journal of Vacuum Science and Technology B*, Vol. 18, No. 5, pp. 2583-2589, September/October 2000.
42. Mehra A., Zhang X., Ayon A.A., Waitz I.A., Schmidt M.A., and Spadaccini C.M., "A 6-Wafer Combustion System for a Silicon Micro Gas Turbine Engine," to appear in *Journal of MicroElectroMechanicalSystems*, December 2000.
43. Ayon, A.A., "Time Multiplexed Deep Etching," *Sensors*, Vol. 16, No. 9, September 2000, pp. 64-73.

44. Ayon, A.A., Bayt, R.L., Breuer, K.S., "Deep Reactive Ion Etching: A Promising Technology for Micro and Nanosatellites," submitted to *Journal of Smart Materials and Structures: Special Issue on MEMS in Space*, June 2000.
45. Ghodssi R., Frechette L.G., Nagle S.F., Zhang X., Ayon A.A., Senturia S.D., and Schmidt M.A., "Thick Buried Oxide in Silicon (TBOS): An Integrated Fabrication Technology for Multi-Stack Wafer-Bonded MEMS Processes," *Proceedings of the 1999 International Conference on Solid-State Sensors and Actuators*, Sendai, Japan, June 7-10, 1999, pp. 1456-1459.
46. Ghodssi R., Zhang X., Chen K-S, Spearing S.M., and Schmidt M.A., "Residual Stress Characterization of Thick PECVD Oxide Film for MEMS Application," *the 46th International Symposium of the American Vacuum Society*, Seattle, WA, October 25-29, 1999.
47. Chen K-S, Zhang X., and Ghodssi R., "Residual Stress and Failure Modeling of Thick PECVD Oxide Films for MEMS Application," *Proceeding of the 1st joint China/Taiwan Symposium on Microsystem Technology*, Tainan, Taiwan, May 2000, pp. 264-269.
48. Chen K-S, Zhang X., and Spearing S.M., "Processing of Thick Dielectric Films for Power MEMS: Stress and Fracture," *Materials Science of Microelectromechanical System (MEMS) Devices III*, Materials Research Society Symposium, Boston, MA, November 27 - December 1, 2000.
49. Khanna R., Zhang X., Protz J.M., and Ayon A.A., "Microfabrication Protocols for Multi-Stack Projects Involving Deep Reactive Ion Etching and Wafer-Level Bonding," *Sensors*, accepted, will be published in March issue of 2001.
50. Ayon A.A., Zhang X., and Khanna R., "Anisotropic Silicon Trenches 300 μm to 500 μm Deep Employing Time Multiplexed Deep Etching (TMDE)," *Sensors and Actuators*, will be published in the special issue for the Hilton Head Solid-State Sensor & Actuator Workshop.
51. Zhang X., Ghodssi R., Chen K-S, Ayon A.A., and Spearing S.M., "Stress and Fracture in Thick Tetraethylorthosilicate (TEOS) Films," *Sensors and Actuators*, will be published in the special issue for the Hilton Head Solid-State Sensor & Actuator Workshop.
52. Savoulides, N., Breuer, K.S., Jacobson, S., Ehrich, F.F., "Low-Order Models for Very Short Hybrid Gas Bearings," ASME Paper 2000-TRIB-12, presented at the STLE/ASME Tribology Conference, Seattle, WA, October 2000; also to appear in *J. of Tribology*.

4.2: Theses

2. Groshenry, C., "Preliminary Design Study of a Micro-Gas Turbine Engine," M.S. Thesis, MIT Department of Aeronautics and Astronautics, September 1995.
3. Mehra, A., "Computational Investigation and Design of Low Reynolds Number Micro-Turbomachinery," M.S. Thesis, MIT Department of Aeronautics and Astronautics, June 1997.
4. Mur Miranda, J.O., "Feasibility of Electrostatic Bearings for Micro Turbo Machinery," M.Eng. Thesis, MIT Department of Electrical Engineering and Computer Science, December 1997.
5. Tzeng, Y-S, "An Investigation of Microcombustion Thermal Phenomena," M.S. Thesis, MIT Department of Aeronautics and Astronautics, June 1997.
6. Lopata, J.B., "Characterization of Heat Transfer Rates in Supercritical Ethanol for Micro-Rocket Engine Regenerative Cooling," M.S. Thesis, MIT Department of Aeronautics and Astronautics, September 1998.

7. Shirley, G., "An Experimental Investigation of a Low Reynolds Number, High Mach Number Centrifugal Compressor," M.S. Thesis, MIT Department of Aeronautics and Astronautics, September 1998.
8. Chen, K-S, "Materials Characterization and Structural Design of Ceramic Micro Turbomachinery," Ph.D. Thesis, MIT Department of Mechanical Engineering, February 1999.
9. Lin, C.C., "Development of a Microfabricated Turbine-Driven Air Bearing Rig," Ph.D. Thesis, MIT Department of Mechanical Engineering, June 1999.
10. Lohner, K., "Microfabricated Refractory Ceramic Structures for Micro Turbomachinery," M.S. Thesis, MIT Department of Aeronautics and Astronautics, June 1999.
11. Chen, D-Z, "Design and Calibration of an Infrared Position Sensor," M.S. Thesis, MIT Department of Mechanical Engineering, June 1999.
12. Walters, D., "Creep Characterization of Single Crystal Silicon in Support of the MIT Microengine Project," M.S. Thesis, MIT Department of Mechanical Engineering, June 1999.
13. Francis, R.J., Jr., "A Systems Study of Very Small Launch Vehicles," M.S. Thesis, MIT Department of Aeronautics and Astronautics, September 1999.
14. Protz, C.S., "Systems Analysis of a Microfabricated Storable Bipropellant Rocket Engine," M.S. Thesis, MIT Department of Aeronautics and Astronautics, January 2000.
15. Faust, A., "Forced Convective Heat Transfer to Supercritical Water in Micro-Rocket Cooling Passages," M.S. Thesis, MIT Department of Aeronautics and Astronautics, February 2000.
16. Mehra, A., "Development of a High Power Density Combustion System for a Silicon Micro Gas Turbine Engine," Ph.D. Thesis, MIT Department of Aeronautics and Astronautics, February 2000.
17. Orr, D.J., "Macro-Scale Investigation of High Speed Gas Bearings for MEMS Devices," Ph.D. Thesis, MIT Department of Aeronautics and Astronautics, February 2000.
18. Piekos, E., "Numerical Simulation of Gas-Lubricated Journal Bearings for Microfabricated Machines," Ph.D. Thesis, MIT Department of Aeronautics and Astronautics, February 2000.
19. Savoulides, N., "Low Order Models for Hybrid Gas Bearings," M.S. Thesis, MIT Department of Aeronautics and Astronautics, February 2000.
20. London, A., "Development and Test of a Microfabricated Bipropellant Rocket Engine," Ph.D. Thesis, MIT Department of Aeronautics and Astronautics, June 2000.
21. Liu, C., "Dynamical System Modeling of a Micro Gas Turbine Engine," MS Thesis, MIT Department of Aeronautics and Astronautics, June 2000.
22. Lee, Jin-Wook, "Numerical Simulation of a Hydrogen Microcombustor," M.S. Thesis, MIT Department of Aeronautics and Astronautics, May 2000.
23. Nagle, S.F., "Analysis, Design and Fabrication Of An Electric Induction Micromotor for a Micro Gas-Turbine Generator", Ph.D. Thesis, MIT Department of Electrical Engineering, October 2000.
24. Frechette, L.G., "Development of a Microfabricated Silicon Motor-Driven Compression System," Ph.D. Thesis, MIT Department of Aeronautics and Astronautics, September 2000.