


REPORT DOCUMENTATION PAGE

Form Approved
OMB NO. 0704-0188

Public Reporting burden for this collection of information is estimated to average 1 hour per response, including the time for reviewing instructions, searching existing data sources, gathering and maintaining the data needed, and completing and reviewing the collection of information. Send comment regarding this burden estimates or any other aspect of this collection of information, including suggestions for reducing this burden, to Washington Headquarters Services, Directorate for Information Operations and Reports, 1215 Jefferson Davis Highway, Suite 1204, Arlington, VA 22202-4302, and to the Office of Management and Budget, Paperwork Reduction Project (0704-0188,) Washington, DC 20503.

1. AGENCY USE ONLY (Leave Blank)	2. REPORT DATE January 17, 2000	3. REPORT TYPE AND DATES COVERED Final Report: 3/31/99 - 3/30/01	
4. TITLE AND SUBTITLE Upgrade of Bernex 2000 Chemical Vapor Deposition Reactor - Final Report I		5. FUNDING NUMBERS DAAD19-99-1-0096	
6. AUTHOR(S) M. Grujicic		8. PERFORMING ORGANIZATION REPORT NUMBER 6473 - II	
7. PERFORMING ORGANIZATION NAME(S) AND ADDRESS(ES) Clemson University, Clemson, SC 29634			
9. SPONSORING / MONITORING AGENCY NAME(S) AND ADDRESS(ES) U. S. Army Research Office P.O. Box 12211 Research Triangle Park, NC 27709-2211		10. SPONSORING / MONITORING AGENCY REPORT NUMBER 39384.5-MS-RIP	
11. SUPPLEMENTARY NOTES The views, opinions and/or findings contained in this report are those of the author(s) and should not be construed as an official Department of the Army position, policy or decision, unless so designated by the documentation.			
12 a. DISTRIBUTION / AVAILABILITY STATEMENT Approved for public release; distribution unlimited.		12 b. DISTRIBUTION CODE	
13. ABSTRACT (Maximum 200 words) A large process-zone Bernex 2000 CVD reactor was donated by DuPont to Clemson University in 1995. Due to lack of funds, the reactor was not activated until Fall 1998. Initial runs of the reactor indicated major problems with the pumping system, graphite furnace and the gas/vapor supply systems. Through this project, funds were obtained to repair the reactor and upgrade it for CVD processing of functionally graded coatings and CVI processing of ceramic/ceramic composites. The project was initiated on March 31, 1999. The proposed upgrade of Bernex 2000 has been completed. The pumping system has been completely redone and a new Liquid Ring Vacuum pump installed. New heating elements have been installed in the furnace and the furnace insulation repaired. Two new peristaltic pumps for metering SiCl ₄ and TiCl ₄ liquid precursors have been purchased, installed and wired to the control system. A smaller process-zone graphite furnace has been purchased and interfaced with Bernex 2000.			
14. SUBJECT TERMS Chemical Vapor Deposition, Multi-length Scale Modeling of Materials Processikjng			15. NUMBER OF PAGES 25
17. SECURITY CLASSIFICATION OR REPORT UNCLASSIFIED			16. PRICE CODE
			19. SECURITY CLASSIFICATION OF ABSTRACT UNCLASSIFIED
18. SECURITY CLASSIFICATION ON THIS PAGE UNCLASSIFIED	20. LIMITATION OF ABSTRACT UL		21. SECURITY CLASSIFICATION OF ABSTRACT UNCLASSIFIED



NSN 7540-01-280-5500

Standard Form 298 (Rev.2-89)
Prescribed by ANSI Std. Z39-18

20010725 032

Enclosure 1

GENERAL INSTRUCTIONS FOR COMPLETING SF 298

The Report Documentation Page (RDP) is used for announcing and cataloging reports. It is important that this information be consistent with the rest of the report, particularly the cover and title page. Instructions for filling in each block of the form follow. It is important to **stay within the lines** to meet **optical scanning requirements**.

Block 1. Agency Use Only (Leave blank)

Block 2. Report Date. Full publication date including day, month, and year, if available (e.g. 1 Jan 88). Must cite at least year.

Block 3. Type of Report and Dates Covered. State whether report is interim, final, etc. If applicable enter inclusive report dates (e.g. 10 Jun 87 - 30 Jun 88).

Block 4. Title and Subtitle. A title is taken from the part of the report that provides the most meaningful and complete information. When a report is prepared in more than one volume, repeat the primary title, and volume number, and include subtitle for the specific volume. On classified documents enter the title classification in parentheses.

Block 5. Funding Numbers. To include contract and grant numbers; may include program element number(s) project number(s), task number(s), and work unit number(s). Use the following labels:

C - Contract	PR - Project
G - Grant	TA - Task
PE - Program Element	WU - Work Unit Accession No.

Block 6. Author(s). Name(s) of person(s) responsible for writing the report, performing the research, or credited with the content of the report. If editor or compiler, this should follow the name(s).

Block 7. Performing Organization Name(s) and Address(es). Self-explanatory.

Block 8. Performing Organization Report Number. Enter the unique alphanumeric report number(s) assigned by the organization performing the report.

Block 9. Sponsoring/Monitoring Agency Name(s) and Address(es) Self-explanatory.

Block 10. Sponsoring/Monitoring Agency Report Number. (if known)

Block 11. Supplementary Notes. Enter information not included elsewhere such as; prepared in cooperation with....; Trans. of...; To be published in.... When a report is revised, include a statement whether the new report supersedes or supplements the older report.

Block 12a. Distribution/Availability Statement. Denotes public availability or limitations. Cite any availability to the public. Enter additional limitations or special markings in all capitals (e.g. NORFORN, REL, ITAR).

DOD - See DoDD 4230.25, "Distribution Statements on Technical Documents."
DOE - See authorities.
NASA - See Handbook NHB 2200.2.
NTIS - Leave blank.

Block 12b. Distribution Code.

DOD - Leave Blank
DOE - Enter DOE distribution categories from the Standard Distribution for unclassified Scientific and Technical Reports
NASA - Leave Blank.
NTIS - Leave Blank.

Block 13. Abstract. Include a brief (*Maximum 200 words*) factual summary of the most significant information contained in the report.

Block 14. Subject Terms. Keywords or phrases identifying major subject in the report.

Block 15. Number of Pages. Enter the total number of pages.

Block 16. Price Code. Enter appropriate price code (NTIS *only*).

Block 17. - 19. Security Classifications. Self-explanatory. Enter U.S. Security Regulations (i.e., UNCLASSIFIED). If form contains classified information, stamp classification on the top and bottom of the page.

Block 20. Limitation of Abstract. This block must be completed to assign a limitation to the abstract. Enter either UL (Unlimited) or SAR (same as report). An entry in this block is necessary if the abstract is to be limited. If blank, the abstract is assumed to be unlimited.

REPORT DOCUMENTATION PAGE (SF298)
(Continuation Sheet)

Ecnlosure 2

Table of Contents

List of Appendices.....	2
Statement of the Problem Studies	3
Summary of Most Important Results	4
List of All Publications and Technical Reports.....	5
List of All Participating Scientific Personnel	
Showing Any Advanced Degrees Earned by Them	
While Employed on the Project.....	6
Bibliography	7
Appendices.....	8-20

List of Appendices

**Appendix A: Bernex 2000 Large-scale Chemical Vapor Deposition
Reactor**

**Appendix B: Multi-length Scale Modeling of Chemical Vapor Deposition
Process**

Statement of the Problem Studied

A large process-zone Bernex 2000 CVD reactor was donated by DuPont to Clemson University in 1995. Due to lack of funds, the reactor was not installed until June 1998 using the funds (around \$25,000) provided to the P.I. by the Department of Mechanical Engineering at Clemson University. Bernex 2000 is a unique piece of equipment which, due to its unusually large process zone (6 inch diameter by 20 inch height, allows coating and infiltration of real-size parts in addition to test specimens. The estimated value of the equipment is \$300,000. The initial runs made using Bernex 2000 indicated that the pumping system, consisting of a Liquid Ring Vacuum pump, a nitrogen ejector, and a Roots Blower Booster pump have been seriously worn out by the prior use and need to be replaced. A similar finding was reached for seven Mass Flow Controllers and for two Metering pumps which dispense liquid precursors, such as SiCl_4 , TiCl_4 , etc. Should these worn out components be replaced, the CVD system would be put in the condition which would ensure a high quality of the deposited materials. Through this project, funds were obtained to repair the reactor and upgrade Bernex 2000 for CVD processing of functionally graded coatings and CVI processing of ceramic/ceramic composites. These materials have been studied as a part of the ongoing research under the DEPSCOR project, contract number DAAH04-96-1-0197. The quality of the coatings is greatly affected by the ability of the Chemical Vapor Deposition (CVD) reactor to maintain the desired processing pressure and its ability to provide a strict control of the flow of reactive and carrier gases during a CVD run.

Summary of Most Important Results

The following upgrades of the Bernex 2000 CVD reactor have been completed.

- 1. Piping and manifolds for the pumping system has been completely redone.**
- 2. A new Nash Liquid Ring Vacuum pump purchased and installed.**
- 3. New graphite heating elements have been installed in the furnace.**
- 4. The furnace insulation has been repaired.**
- 5. Two new Ismatech peristaltic pumps for metering TiCl_4 and SiCl_4 liquid precursors have been purchased, installed and wired to the control system.**
- 6. A new smaller size carbon furnace (Centorr Model 10-2-4x6-G-G-0000-20) has been purchased and connected to the controlled system.**

Selected pictures showing the Bernex 2000 CVD reactor are given in Appendix A.

The process parameters for CVD processing of diamond and TiN coatings using Bernex 2000 have been determined using our multi-length scale modeling of the chemical vapor deposition process which combines the reactor scale, the grain-size scale and the atomistic scale. This modeling effort combines various approaches from the disciplines of reactive-gas fluid dynamics and heat transfer, gas and surface chemical thermodynamics and kinetics, van-der Drift-type modeling of microstructure evolution and kinetic Monte Carlo atomistic-scale deposition modeling techniques. The approach allows determination of the relationship between the process parameter and the microstructure and quality of the CVD-grown film/coating. This portion of the work has resulted in five journal publications [1-5] and one conference presentation [6]. Selected results pertaining to this portion of the project are given in Appendix B.

List of All Publications and Technical Reports

Journal Publications

1. Grujicic, M., and Lai, S., "Atomistic Simulation of Chemical Vapor Deposition of (111)-oriented Diamond Film Using a Kinetic Monte Carlo Method," *Journal of Materials Science*, 34, 1999, pp. 7-20.
2. Grujicic, M., and Lai, S., "Grain-scale Modeling of Microstructure Evolution in CVD-grown Polycrystalline Diamond Films," *Journal of Materials Synthesis and Processing*, 2000, pp. 73-86.
3. Grujicic, M., and Lai, S., "Multi-length Scale Modeling of CVD of Diamond: Part I A Combined Reactor Scale/Atomic Scale Analysis," *Journal of Materials Science*, 35, 2000, pp. 5359-5369.
4. Grujicic, M., and Lai, S., "Multi-length Scale Modeling of CVD of Diamond: Part II A Combined Atomic Scale/Grain Scale Analysis," *Journal of Materials Science*, 35, 2000, pp. 5371-5381.
5. Grujicic, M. and Lai, S., "Multi-Length Scale Modeling of Chemical Vapor Deposition of Titanium Nitride Coatings", *Journal of Materials Synthesis and Processing*, 8, 2000, pp. 73-85.

Conference Presentations

1. Grujicic, M., Diefendorf, R.S. and Lai, S.G., "Multi-length scale Modeling of CVD of Diamond," *International Conference on Carbon*, Charleston, S.C., July 11-15, 1999.

**List of All Participating Scientific Personnel
Showing Any Advanced Degrees Earned by Them
While Employed on the Project**

Prof. Mica Grujicic

P.I.

Mr. Shugang Lai

Received PhD degree in May 2000

Bibliography


1. Grujicic, M., and Lai, S., "Atomistic Simulation of Chemical Vapor Deposition of (111)-oriented Diamond Film Using a Kinetic Monte Carlo Method," *Journal of Materials Science*, 34, 1999, pp. 7-20.
2. Grujicic, M., and Lai, S., "Grain-scale Modeling of Microstructure Evolution in CVD-grown Polycrystalline Diamond Films," *Journal of Materials Synthesis and Processing*, 2000, pp., 73-85.
3. Grujicic, M., and Lai, S., "Multi-length Scale Modeling of CVD of Diamond: Part I A Combined Reactor Scale/Atomic Scale Analysis," *Journal of Materials Science*, 35, 2000, pp. 5359-5369.
4. Grujicic, M., and Lai, S., "Multi-length Scale Modeling of CVD of Diamond: Part II A Combined Atomic scale/Grain Scale Analysis," *Journal of Materials Science*, 35, 2000, pp. 5371-5381.
5. Grujicic, M. and Lai, S., "Multi-Length Scale Modeling of Chemical Vapor Deposition of Titanium Nitride Coatings," accepted for publication in *Journal of Materials Science*, 8, 2000, pp. 73-85.
6. Grujicic, M., Diefendorf, R.S. and Lai, S.G., "Multi-length scale Modeling of CVD of Diamond," *International Conference on Carbon*, Charleston, S.C., July 11-15, 1999.

Appendix A

Bernex 2000

Large-scale Chemical Vapor Deposition Reactor


Bernex 2000 CVD Reactor




**Vacuum
System**

**Vapor
Delivery**


Furnace




Bernex
2000
CVD
Reactor




**Pumping
System**



Reactor
Furnace



Liquid
Precursor
Supply
System



**Centorr Series 10
Graphite Tube Furnace**

Appendix B

**Multi-length Scale Modeling
of
Chemical Vapor Deposition Process**

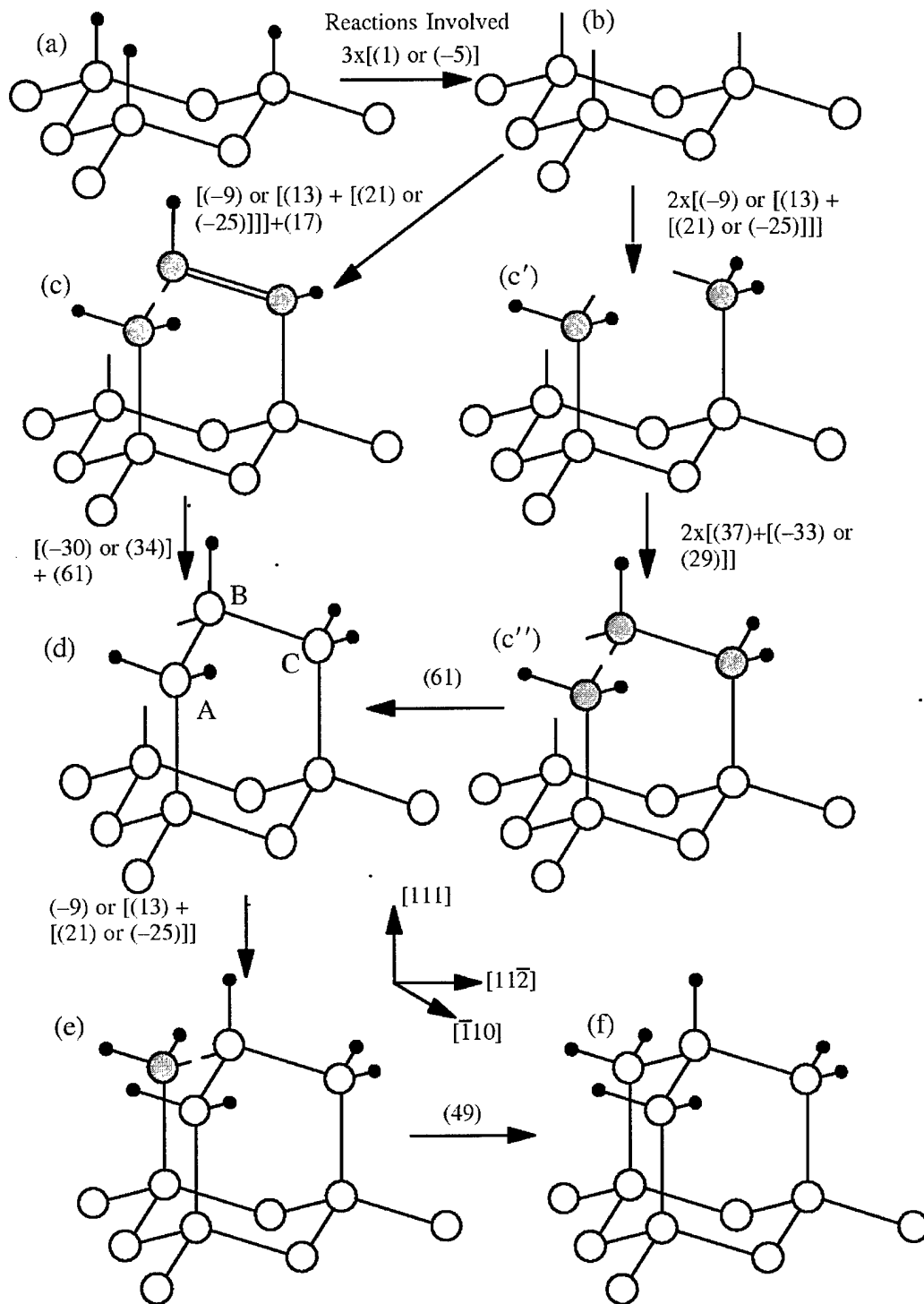


Figure 2. Sequence of steps involved in the nucleation of a new layer on an atomically flat (111) surface. Open circles represent diamond carbon atoms, shaded circles designate hydrocarbon carbon atoms, and small black circles stand for hydrogen atoms. Surface reactions (listed in Table I) involved in various steps of the process are given in parenthesis.

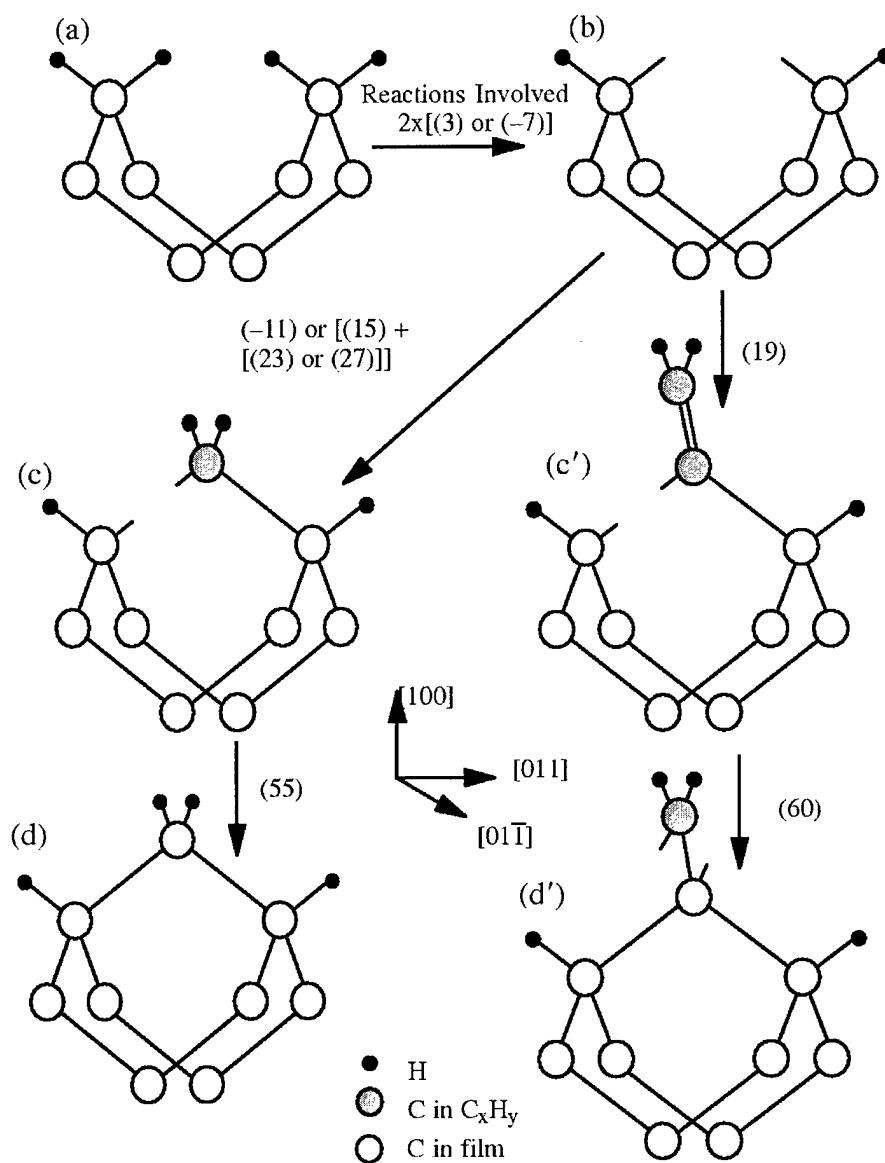


Figure 3. Growth of a (100)-oriented film by trough insertion mechanism. Open circles represent diamond carbon atoms, shaded circles designate hydrocarbon carbon atoms, and small black circles stand for hydrogen atoms. Surface reactions (listed in Table I) involved in various steps of the process are given in parenthesis.

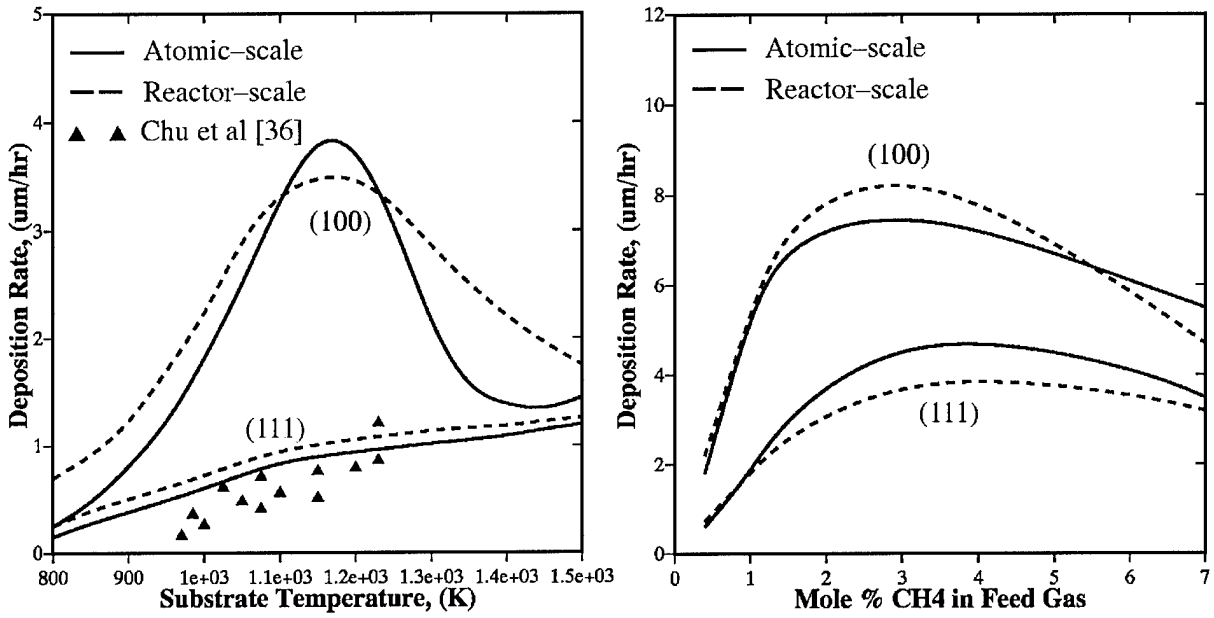


Figure 5. Reactor- and atomic scale analyses predicted (111)- and (100)-oriented film deposition rates as a function of (a) the substrate temperature and (b) concentration of CH_4 in feed gas. The remaining processing conditions are as indicated in Figure 4.




Figure 5. Top view of an (111)-oriented diamond film obtained under the following CVD conditions in the reactor: Reactive gas at the reactor inlet (0.4% CH₄, 92.5% H₂), T_{heator}= 2000 K, T_{substrate}= 1000 K, p= 20.25 Torr, Heater-to-Substrate Distance = 1.3cm. Deposition times: (a) 0.87s; (b) 1.81s; (c) 2.07s and (d) 2.85s. Nomenclature: B – 3-carbon bridge, C – Twin covered by regular crystal, D – Dislocation loop, E – Edge, G – Gap, I – Island, K – Kink, N – Nucleus, T – Twin, V – Void

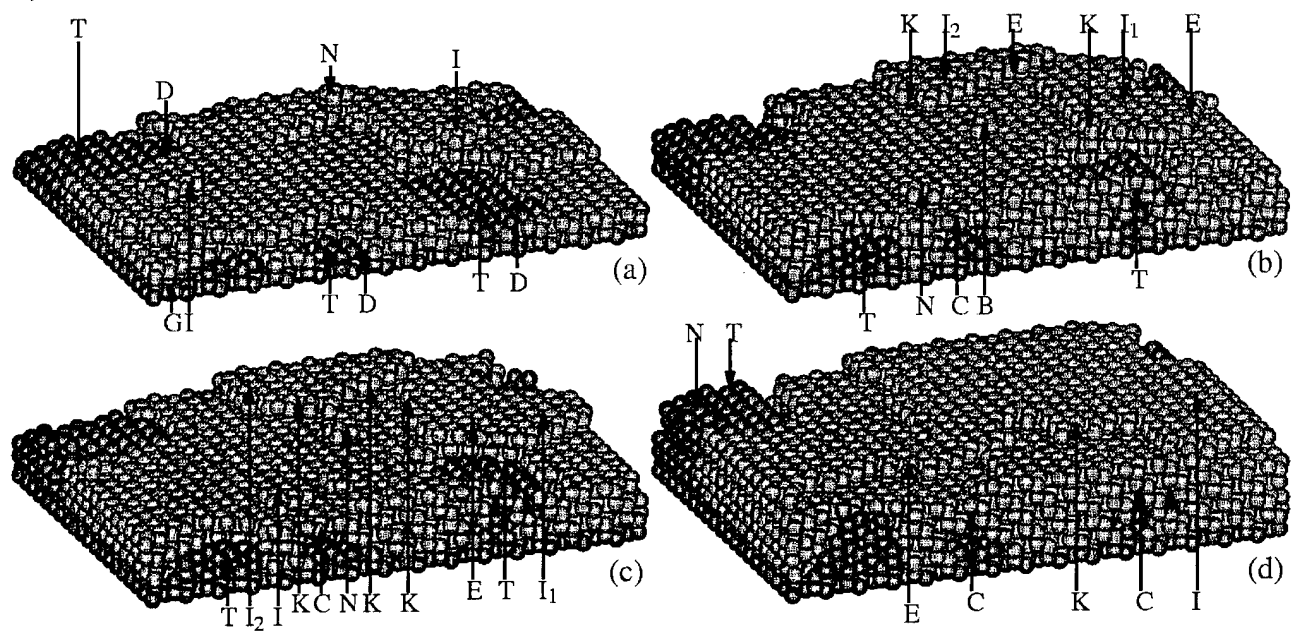


Figure 6. The side view of the four (111)-oriented diamond films shown in Figures 5(a)-(d).




Figure 9. Top view of four (100) surface configurations obtained under the CVD conditions identical to the ones listed in Figure 5. Deposition times: (a) 0.01s; (b) 0.018s; (c) 0.032s and (d) 0.208s. Nomenclature: B—BCN mechanism, D—Dimer insertion mechanism, P—Pit, I—Island, T—Trough insertion mechanism.

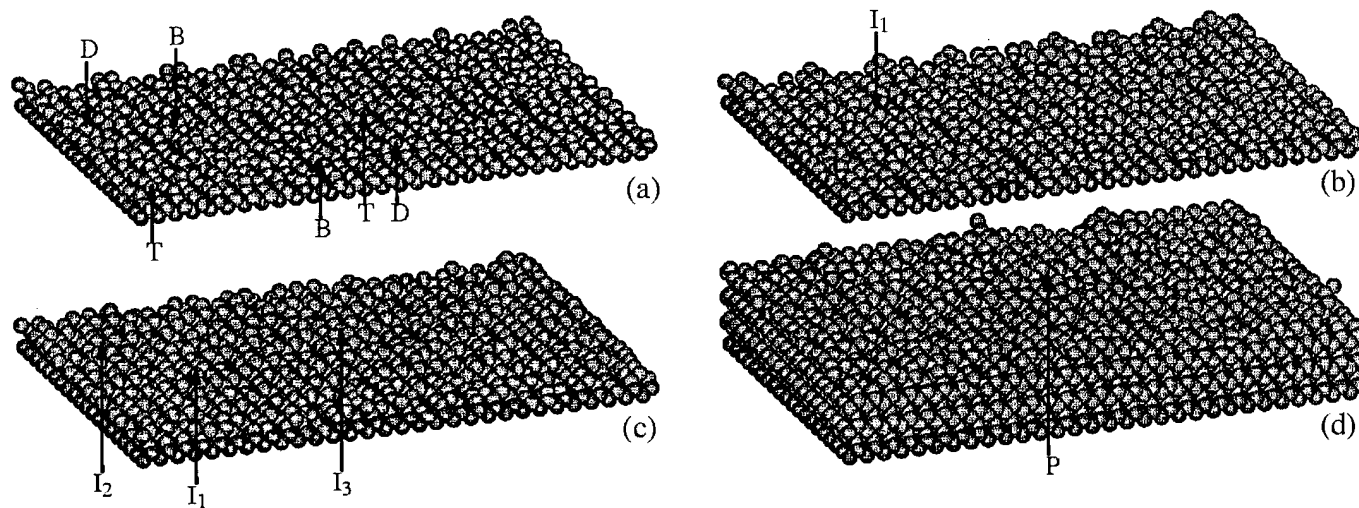


Figure 10. Side view of the four (100)-oriented diamond films shown in Figures 9(a)-(d).

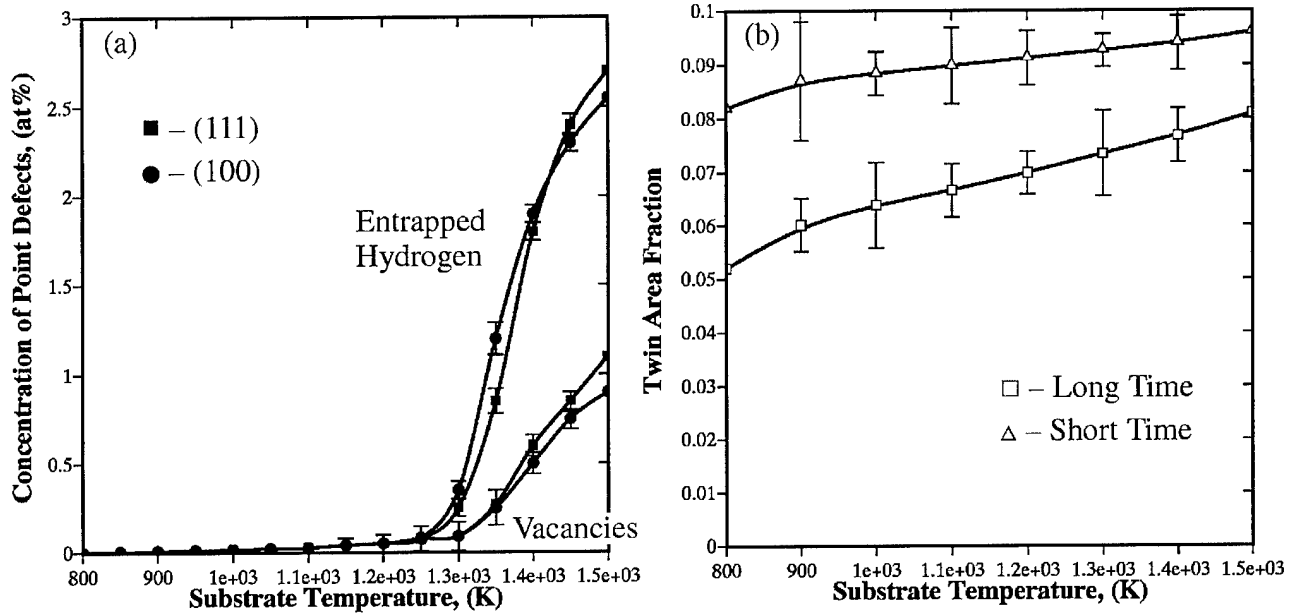


Figure 8. Effect of the substrate temperature on the concentration of vacancies and entrapped hydrogen atoms in (111)- and (100)-oriented diamond films, (a), and twins in (111)-oriented diamond films, (b), under the CVD conditions specified in Figure 5. Error bars represent on standard deviation over five simulation runs.

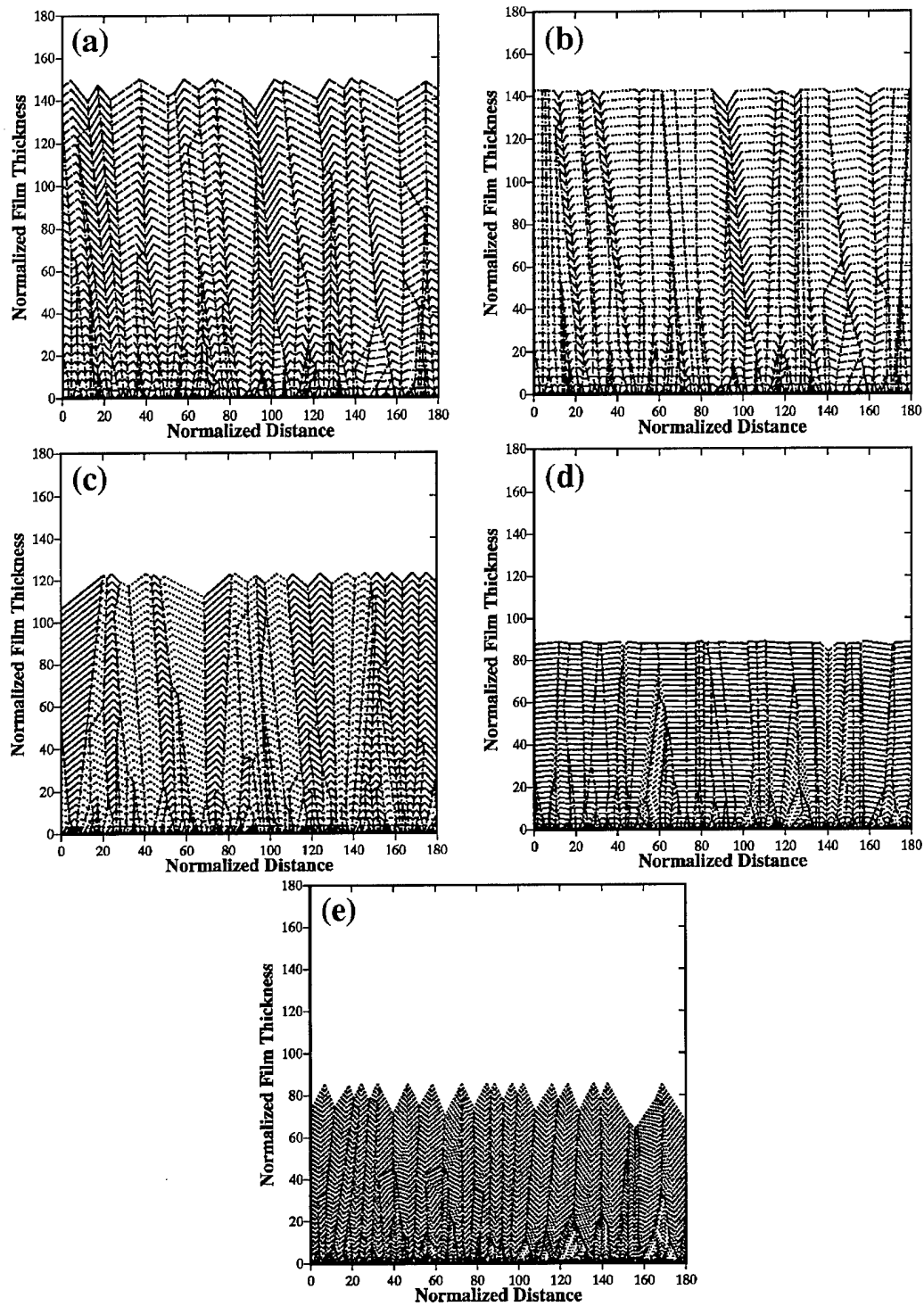


Figure 2. The microstructure of polycrystalline diamond films deposited under the growth-rate parameter, α : (a) 1.0; (b) 1.05; (c) 1.5; (d) 2.95 and (e) 3.0. Both the x- and y-axis are normalized with respect to the average nucleus spacing, d_0 . The following line type nomenclature is used: dash-dot=grain boundaries, solid= $\{100\}$ facets, dotted = $\{111\}$ facets, dashed = $\{100\}/\{100\}$ facets, and three-dot space= $\{111\}/\{111\}$ facets.

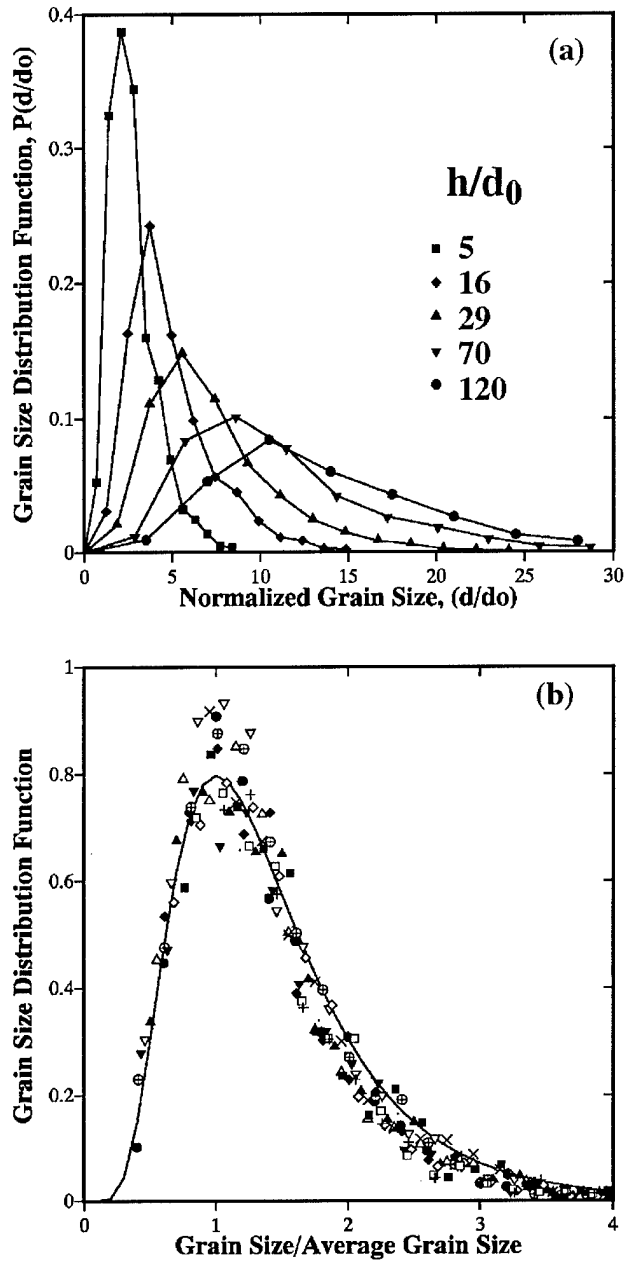


Figure 4. (a) The distribution function for the grain size normalized with respect to the average nucleus spacing, d_0 , at five film thicknesses for the growth-rate parameter $\alpha=1.5$. (b) The distribution function for the grain size normalized with respect to the corresponding average grain size, \bar{d} , for five α values and three film thicknesses.