

OFFICE OF NAVAL RESEARCH

Contract #N00014-99-1-0538

R&T Code -
PR Number 01PR01106-00
Dr. Richard T. Carlin

Technical Report # 1

“New Protonated and Anhydrous Chalcogenide Glasses”

by

Annamalai Karthikeyan, Chad A. Martindale and Steve W. Martin

Presented at the Gordon Research Conference on

“Fuel-Cells 2001”, Bristol, Rhode Island.

Department of Materials Science and Engineering
Iowa State University of Science and Technology
Ames, IA 50011, USA

September 25, 2001

Reproduction in whole or in part is permitted for any purpose of the United States
Government

This document has been approved for public release and sale; its distribution is unlimited

REPORT DOCUMENTATION PAGE

2. September 25, 2001

3. Interim Report

4. New Protonated and Anhydrous Chalcogenide Glasses

5. Contract #N00014-99-1-0538

6. Annamalai Karthikeyan, Chad A. Martindale and Steve W. Martin

20011012 056

7. Professor Steve W. Martin
Department of Materials Science and Engineering
Iowa State University of Science and Technology
Ames, IA 50011, USA

8. Technical Report # 1

9. Office of Naval Research
800 North Quincy Street
Arlington, VA 22217

11. Presented at the Gordon Research Conference on "*Fuel-Cells 2001*", Bristol, Rhode Island.

12. Reproduction in whole or in part is permitted for any purpose of the United States Government. This document has been approved for public release and sale; its distribution is unlimited.

13. Abstract:

While hydrated electrolytes exhibit high proton conductivities, their use is limited by significant methanol cross-over, mechanical stability and temperatures below 100°C. These limitations can be overcome by synthesizing anhydrous proton conducting materials. In this direction we are investigating the development of anhydrous proton conductors. Protonated (and anhydrous) chalcogenide glass and glass-ceramic materials have been prepared for the first time. These materials open a new choice for the development of fast proton conducting (FPC) electrolytes intended for electrochemical applications, fuel cells in particular. These FPC materials, with proper addition of dopants, are expected to have high proton motion and better thermal stability than polymeric electrolytes.

The protonated materials were prepared in three steps. First B_2S_3 glass was prepared from the elements. A B_2S_3 melt was bubbled with $H_2S(g)$ and thioboric acid crystals (HBS_2) were obtained. Finally, HBS_2 was used as a precursor for the preparation of different glass and glass-ceramic materials, of varying compositions, by adding (i) B_2S_3/GeS_2 .

14. Subject terms: new protonated glasses, thioboric acids, preparation, IR, Raman, NMR.

15. No. of pages:

16. Price code:

17. Unclassified:

New Protonated and Anhydrous Chalcogenide Glasses

Annamalai Karthikeyan, Chad A. Martindale, Steve W. Martin

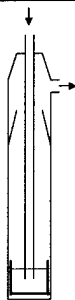
Dept. Mat. Sci. & Eng., Ames IA 50010
Voice 515.294.0745; Fax 515.294.5444
e.mail:swmartin@iastate.edu; www.gom.mse@iastate.edu

IOWA STATE UNIVERSITY
GOM Group
Glasses & Optical Materials

MOTIVATION

Hydrated electrolytes have limited applications above 100°C and problems of methanol cross-over and mechanical stability occur. Anhydrous proton conducting materials can overcome these problems. Chalcogenide glasses are promising host materials for fast proton conduction (FPC). We are investigating:

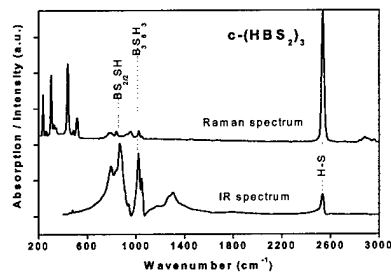
- (i) Preparation of anhydrous protonated chalcogenide glassy materials.
- (ii) Achieving FPC in these materials with good thermal stability.
- (iii) Fuel cell development based on these anhydrous-FPC materials.



PREPARATION

- (i) $2B + 3S \rightarrow B_2S_3$ (glass) - at 850 °C for 12 hrs in sealed carbon-coated silica tube.
- (ii) $(3/2)B_2S_3 + (3/2)H_2S \rightarrow (HBS_2)_3$ - (crystalline) - H_2S gas bubbled in B_2S_3 melt (at 500 °C with a H_2S flow of ~ 6 ml/min) and the condensed vapor $(HBS_2)_3$ collected.
-This is a new method to prepare $(HBS_2)_3$ and only requires lower temperatures.

IR and Raman Spectra of $(HBS_2)_3$



Trimer Units
 $(HBS_2)_3$
6-membered rings

- (iii) (a) $HBS_2 + B_2S_3 \rightarrow H_2S \cdot B_2S_3$ (glass & glass-ceramics).
- (b) $HBS_2 + GeS_2 \rightarrow H_2S \cdot B_2S_3 \cdot GeS_2$ (glass-ceramics).
- (c) $HBS_2 + S \rightarrow H_xB_yS_z$ - (ceramics)

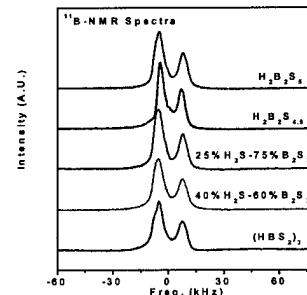
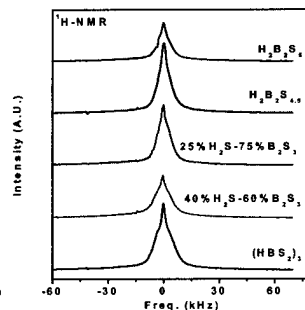
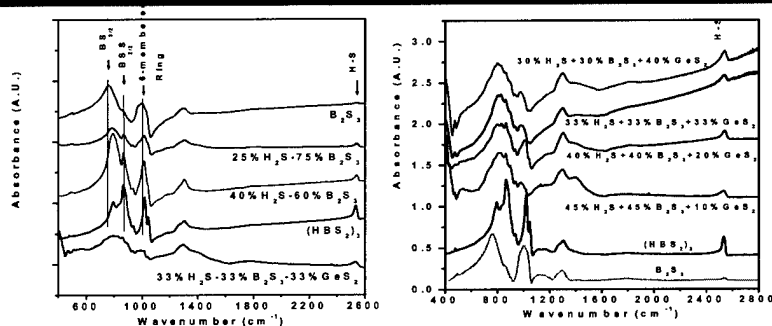
Fine powders of starting materials were mixed and sealed under vacuum in a silica tube. The sealed tube was heated to 300 °C to 550 °C. Glasses and glass-ceramic samples were obtained by quenching the melt in the silica tub.

IR Spectra: $(HBS_2 + B_2S_3)$

$(HBS_2 + GeS_2)$

1H -NMR Spectra

^{11}B -NMR Spectra



DISCUSSIONS

The H-S bonding in the IR spectra signifies the presence of protons in the materials. The 6-membered-ring modes (1000cm^{-1}), are also observed in the protonated glasses. The trigonal modes (800cm^{-1}), are present in all the samples. This indicates that no trigonal to tetrahedral conversion occurs in the samples with the addition of H_2S . The 6-membered-ring modes, weaken upon addition of GeS_2 . Higher H_2S concentration are achieved by adding GeS_2 .

1H -NMR confirms the presence of protons in the glass and glass-ceramic materials. The ^{11}B -NMR shows a resonance peak corresponding to trigonal coordination in all samples, as in IR.

CONCLUSIONS

New anhydrous protonated glassy materials have been prepared. The present materials opens a new choice for glass-ceramic research. These materials with suitable modifications are expected to have good proton conduction and better thermal stability. They may be better alternatives for conventional hydrous proton conducting materials.

Acknowledgements: Funding from Office of Naval Research (ONR): Award Number – N00014-99-1-0538. Special thanks to Ben Meyer for NMR measurements.