

ARMY RESEARCH LABORATORY



Viscoelastic Analysis of Composite Flywheels for Energy Storage

by Jerome T. Tzeng

ARL-TR-2610

November 2001

Approved for public release; distribution is unlimited.

20011210 024

The findings in this report are not to be construed as an official Department of the Army position unless so designated by other authorized documents.

Citation of manufacturer's or trade names does not constitute an official endorsement or approval of the use thereof.

Destroy this report when it is no longer needed. Do not return it to the originator.

Army Research Laboratory

Aberdeen Proving Ground, MD 21005-5069

ARL-TR-2610

November 2001

Viscoelastic Analysis of Composite Flywheels for Energy Storage

Jerome T. Tzeng

Weapons and Materials Research Directorate, ARL

Approved for public release; distribution is unlimited.

Abstract

A viscoelastic analysis has been developed to investigate stress relaxation and creep in a multilayered composite cylinder subjected to rotation. The analysis accounts for ply-by-ply variation of material properties, fiber orientations, and density gradients through the thickness of cylinders. A closed form solution based on the corresponding elastic problem is derived for a generalized plane strain state in a thick-walled, multilayered cylinder. Laplace transform is then applied to obtain the numerical solution of the viscoelastic problem. This report illustrates the derivation of the analytical model and solution procedure. A numerical simulation shows substantial creep and stress relaxation in thick-walled cylinders at an elevated temperature. Viscoelastic effects of composite can result in a drastic change of stress and strain profiles in a cylinder over a period of time, which is critical in terms of structural durability for applications such as energy storage flywheels.

Contents

| | |
|------------------------------------|-----------|
| List of Figures | v |
| 1. Introduction | 1 |
| 2. Viscoelastic Formulation | 2 |
| 3. Numerical Results | 6 |
| 4. Conclusions | 12 |
| 5. References | 13 |
| Distribution List | 15 |
| Report Documentation Page | 33 |

INTENTIONALLY LEFT BLANK.

List of Figures

| | |
|---|----|
| Figure 1. Coordinate system and stress components in a rotating cylinder..... | 3 |
| Figure 2. A DMA creep compliance master curve of 8552 epoxy. | 7 |
| Figure 3. Creep of radial displacement in an all-hoop wound cylinder..... | 8 |
| Figure 4. Relaxation of radial stress in an all-hoop wound cylinder. | 8 |
| Figure 5. Relaxation of hoop stress in an all-hoop wound cylinder. | 9 |
| Figure 6. Force balance in the free body diagram of a cylinder..... | 10 |
| Figure 7. Creep of radial stress in a cross-ply wound cylinder. | 11 |
| Figure 8. Relaxation of radial stress in a cross-ply wound cylinder. | 11 |
| Figure 9. Relaxation of hoop stress in a cross-ply wound cylinder..... | 12 |

INTENTIONALLY LEFT BLANK.

1. Introduction

A composite flywheel is in general operated at high tip speed. Accordingly, centrifugal forces resulting from the rotation of the rotors generate very high tensile stresses in the radial and circumferential directions. It is very critical to ensure that the stress profiles and rotor dimensions do not change during the service life of the rotor. However, polymer matrix composites generally creep over a long period of time, especially at an elevated temperature [1]. The associated stress relaxation in the composite will result in the variation of stress profile and dimension, leading to a potential failure. The objective of this investigation is to develop an analytical method to study the viscoelastic behavior of thick-walled composite cylinders subjected to rotation. The analysis can be applied to the design of flywheel machinery constructed from composite materials.

Activities in the research of viscoelasticity have mainly concentrated on isotropic materials, including the studies in references [2-10]. Schapery [7] investigated the general formulation of linear viscoelastic boundary value problems of composite materials, including the thermal viscoelastic problems for thermorheologically simple materials, and the applications of the correspondence principle. A viscoelastic analysis developed recently by the author [11-13] investigated thick-walled laminated composite cylinders subjected to thermal and mechanical loads. This investigation extends the viscoelastic analysis to model rotating composite cylinders.

In the following research, the linear quasi-static viscoelastic behavior of a thick-laminated composite cylinder is studied. The analysis accounts for ply-by-ply variation of properties and fiber orientations. The thick cylinder is assumed to be in the absence of thermomechanical coupling and in the state of generalized plane strain such that all the stress and strain components are independent of the axial coordinate. Moreover, due to the nature of axisymmetry, all the stress and strain components are also independent of the circumferential coordinate. The mechanical responses of this thick composite cylinder will, therefore, only have to satisfy the governing equation in the radial direction.

Invoking the Boltzmann superposition integral for the complete spectrum of increments of anisotropic material constants with respect to time, the viscoelastic constitutive relations of the anisotropic composite cylinder can be derived in integral forms. Since the thick composite cylinder is maintained at a constant elevated temperature and boundary conditions are all independent of time, formulations of the linear thermal viscoelastic problem can have forms identical to those of the corresponding linear elastic problem by employing the

elastic-viscoelastic correspondence principle. In other words, all of these integral constitutive equations reduce to the algebraic relations that are very similar to those developed for elastic media when they are Laplace-transformed by means of the rule for convolution integrals. The elastic analysis can thus be used to derive the transformed viscoelastic solutions in the time domain.

2. Viscoelastic Formulation

The Boltzmann superposition integral of stress σ_{ij} ($i, j = 1, 2, 3$) and strain ε_{ij} ($i, j = 1, 2, 3$) relation for an isothermal viscoelastic problem is

$$\sigma_{ij}(t) = \int_0^t C_{ij}^{kl}(t - \tau) \frac{\partial \varepsilon_{kl}(\tau)}{\partial \tau} d\tau, \quad (1)$$

where $C_{ij}^{kl}(t)$ is the relaxation modulus dependent on temperature and time, t . The temperature is assumed to be constant in this study. The Laplace transform of a function $f(t)$ is defined as

$$\bar{f} = \bar{f}(s) = \int_0^\infty e^{-st} f(t) dt, \quad (2)$$

where s is the Laplace transform variable. Applying equation (2) with the convolution rule to equation (1) reduces the integral constitutive equations to the following algebraic relations:

$$\bar{\sigma}_{ij} = \tilde{C}_{ij}^{kl} \bar{\varepsilon}_{kl}, \quad (3)$$

where

$$\tilde{C}_{ij}^{kl} = s \bar{C}_{ij}^{kl}. \quad (4)$$

The preceding Laplace transformed constitutive equation (4) is similar to elastic constitutive relation according to the correspondence principle. The transformed stiffness can be obtained from elastic moduli, \bar{C}_{ij}^{kl} , multiplied by Laplacian "s".

Consider a filament-wound axisymmetric thick composite cylinder consisting of N layers with the axial coordinate z , the radial coordinate r , and the circumferential coordinate θ , as shown in Figure 1. The composite cylinder has the inner radius a , the outer radius b , and the length L . Accordingly, there is a corresponding elastic problem with the transformed displacement components

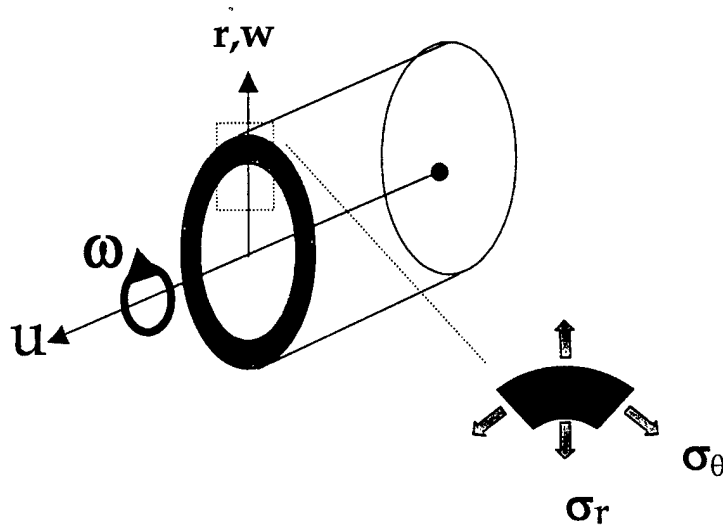


Figure 1. Coordinate system and stress components used in a rotating cylinder.

\bar{u} , \bar{v} , and \bar{w} in the axial direction, the circumferential direction, and the radial direction, respectively, in each layer. The axisymmetric character of the thick composite cylinder, along with the assumption of the state of generalized plane strain, leads to a simplified displacement field, which reflects the circumferential independence and only radial dependence of \bar{w} ,

$$\bar{u}(r, \theta, z) = \bar{u}(z), \bar{v}(r, \theta, z) = \bar{v}(z), \text{ and } \bar{w}(r, \theta, z) = \bar{w}(r). \quad (5)$$

Since each layer of the thick laminated cylinder is cylindrically monoclinic in reference to global coordinates, there is no coupling between transverse shears and other deformations. Accordingly, the vanishing shear traction boundary conditions and interface continuity conditions generate zero out-of-plane shear traction and shear strains for each layer. Moreover, owing to the absence of torsional deformation, the transformed displacement components \bar{u} and \bar{v} become

$$\bar{u} = \bar{\epsilon}^0 z \quad (6)$$

and

$$\bar{v} = 0, \quad (7)$$

where the constant quantity $\bar{\varepsilon}^0$ has the physical interpretation of transformed axial strain of a layer. In fact, $\bar{\varepsilon}^0$, according to the present formulation, also represents the transformed axial strain of the entire composite cylinder. The calculation of $\bar{\varepsilon}^0$ requires the knowledge of end boundary conditions and will be given later. Likewise, solving for $\bar{w}(r)$ requires the information of transformed strain components, the constitutive equations, as well as the equilibrium equations.

The previously transformed displacement field gives the transformed strain components in cylindrical coordinates

$$\bar{\varepsilon}_{rr} = \frac{d\bar{w}(r)}{dr}, \bar{\varepsilon}_{\theta\theta} = \frac{\bar{w}(r)}{r}, \bar{\varepsilon}_{zz} = \frac{d\bar{u}}{dz} = \bar{\varepsilon}^0, \text{ and } \bar{\varepsilon}_{\theta r} = \bar{\varepsilon}_{zr} = \bar{\varepsilon}_z = 0. \quad (8)$$

The unabridged form of the constitutive equation (4) for each layer in cylindrical coordinates with the radial coordinate r normal to the plane of symmetry is expressed as

$$\begin{Bmatrix} \bar{\sigma}_{zz} \\ \bar{\sigma}_{\theta\theta} \\ \bar{\sigma}_{rr} \\ \bar{\sigma}_{\theta r} \\ \bar{\sigma}_{zr} \\ \bar{\sigma}_{z\theta} \end{Bmatrix} = \begin{bmatrix} \tilde{C}_{11} & \tilde{C}_{12} & \tilde{C}_{13} & 0 & 0 & \tilde{C}_{16} \\ \tilde{C}_{12} & \tilde{C}_{22} & \tilde{C}_{23} & 0 & 0 & \tilde{C}_{26} \\ \tilde{C}_{13} & \tilde{C}_{23} & \tilde{C}_{33} & 0 & 0 & \tilde{C}_{36} \\ 0 & 0 & 0 & \tilde{C}_{44} & \tilde{C}_{45} & 0 \\ 0 & 0 & 0 & \tilde{C}_{45} & \tilde{C}_{55} & 0 \\ \tilde{C}_{16} & \tilde{C}_{26} & \tilde{C}_{36} & 0 & 0 & \tilde{C}_{66} \end{bmatrix} \begin{Bmatrix} \bar{\varepsilon}_{zz} \\ \bar{\varepsilon}_{\theta\theta} \\ \bar{\varepsilon}_{rr} \\ \bar{\varepsilon}_{\theta r} \\ \bar{\varepsilon}_{zr} \\ \bar{\varepsilon}_{z\theta} \end{Bmatrix}. \quad (9)$$

Furthermore, from the previous discussions it can be shown that two of the three equilibrium equations are satisfied automatically. The only nontrivial equilibrium equation is the one in the radial direction:

$$\frac{\partial \bar{\sigma}_{rr}}{\partial r} + \frac{\bar{\sigma}_{rr} - \bar{\sigma}_{\theta\theta}}{r} + \frac{\rho\omega^2}{s} r = 0. \quad (10)$$

Here, ρ is the density of composite and ω is angular velocity of rotation. Substituting equations (6), (7), and (8) into (9), the transformed stress components $\bar{\sigma}_{rr}$ and $\bar{\sigma}_{\theta\theta}$ are obtained in terms of the transformed radial displacement \bar{w} . Incorporating the resulting $\bar{\sigma}_{rr}$ and $\bar{\sigma}_{\theta\theta}$ functions with equation (10) gives a nonhomogeneous Euler differential equation of \bar{w} for a layer

$$r^2 \frac{d^2 \bar{w}}{dr^2} + r \frac{d \bar{w}}{dr} - \bar{\lambda}^2 \bar{w} = \frac{(\tilde{C}_{13} - \tilde{C}_{12})}{s \tilde{C}_{33}} \frac{\bar{\omega}}{\varepsilon} r - \frac{\rho \omega^2}{s \tilde{C}_{33}} r^3, \quad (11)$$

where

$$\bar{\lambda}^2 = \frac{\tilde{C}_{22}}{\tilde{C}_{33}}. \quad (12)$$

Solving equation (11) for \bar{w} yields to the complete solution as follows:

$$\bar{w} = \bar{A}_1 r^{\bar{\lambda}} + \bar{A}_2 r^{-\bar{\lambda}} + \tilde{w}_p, \quad (13)$$

where \bar{A}_1 and \bar{A}_2 are coefficients to be determined from boundary and continuity conditions. The particular solution can be obtained in the following expression:

$$\tilde{w}_p = \frac{\tilde{C}_{12} - \tilde{C}_{13}}{\tilde{C}_{33} - \tilde{C}_{22}} \frac{\bar{\omega}}{\varepsilon} r - \frac{1}{9 - \bar{\lambda}^2} \frac{\rho \omega^2}{\tilde{C}_{33}} r^3. \quad (14)$$

The governing equation and the solution represents for each single layer in the composite cylinder. For a multilayered composite cylinder, simultaneous equations will need to be solved by applying proper boundary conditions. Finally, it is understood that the initial condition of the original viscoelastic problem is a displacement-free state of rest. The boundary condition is of free traction and, hence, of free transformed traction on both inner and outer circular surfaces:

$$\bar{\sigma}_{rr} = \bar{\sigma}_{\theta\theta} = \bar{\sigma}_{zr} = 0 \quad \text{at } r = a, b. \quad (15)$$

On both end surfaces, stress resultants are zero:

$$\sum_{k=1}^N \int_{r_i}^{r_o} \bar{\sigma}_{zz} r dr = \bar{\sigma}_{zr} = \bar{\sigma}_{z\theta} = 0 \quad \text{at } z = 0, L. \quad (16)$$

The r_i and r_o are inner and outer radii, respectively, of an arbitrary layer (the k^{th} layer). The continuity conditions at each interface between two adjacent layers require continuous radial traction and continuous radial displacement at any instant. Thus, when written in the transformed form, they become

$$\bar{\sigma}_{rr,o}^{(k)} - \bar{\sigma}_{rr,i}^{(k+1)} = 0 \quad (17)$$

and

$$\bar{w}_{,o}^{(k)} = \bar{w}_{,i}^{(k+1)}, \quad (18)$$

where $k = 1, \dots, N - 1$; and subscripts i and o denote inner and outer surfaces, respectively.

Accordingly, the formulation accounts for ply-by-ply variations of material properties and temperature change. The matrix form numerical solution procedure with parallel computing techniques resolved the complexity and time-consuming calculation procedures in the Laplace transform of a multilayered composite cylinder.

3. Numerical Results

A numerical simulation is performed using a thick composite cylinder with a 3-in inner diameter and a 6-in outer diameter. The cylinder is subjected to rotation of 50,000 rpm. Two layup constructions, an all-hoop wound $[90]_{30}$, and a cross-ply architecture $[(90)_4(0)_2(90)_4]_3$ are considered. This is an assumed case with ply thickness of 0.1 in. The cylinders are constructed from IM7-graphite/8552-epoxy. Creep compliance of the 8552 epoxy neat resin at 75 °C is characterized from DMA measurements, as shown in Figure 2. The time-dependent characteristic of the resin is then used for the creep compliance of the composite. The creep compliance of the composite normalized with time (hour) is listed as follows:

$$\begin{aligned} S_{tr}(t) &= S_{tr}^0 (t)^{0.03}, & S_{tr}^0 &= 7.5328 \times 10^{-7} / \text{psi}, \\ S_s(t) &= S_s^0 (t)^{0.03}, & S_s^0 &= 1.3834 \times 10^{-6} / \text{psi}. \end{aligned} \quad (19)$$

" t " is normalized time in hour. Here, the subscripts " s " and " tr " represent the shear and transverse directions of composite materials, respectively.

The subscript " s " represents shear property. The compliance in the fiber direction, $S_l = 5.9 \times 10^{-8} / \text{psi}$, and Poisson's ratios, $\nu_{12} = \nu_{13} = 0.3$, $\nu_{23} = 0.36$, is assumed to be time independent. Accordingly, the fiber direction properties are assumed to be elastic.

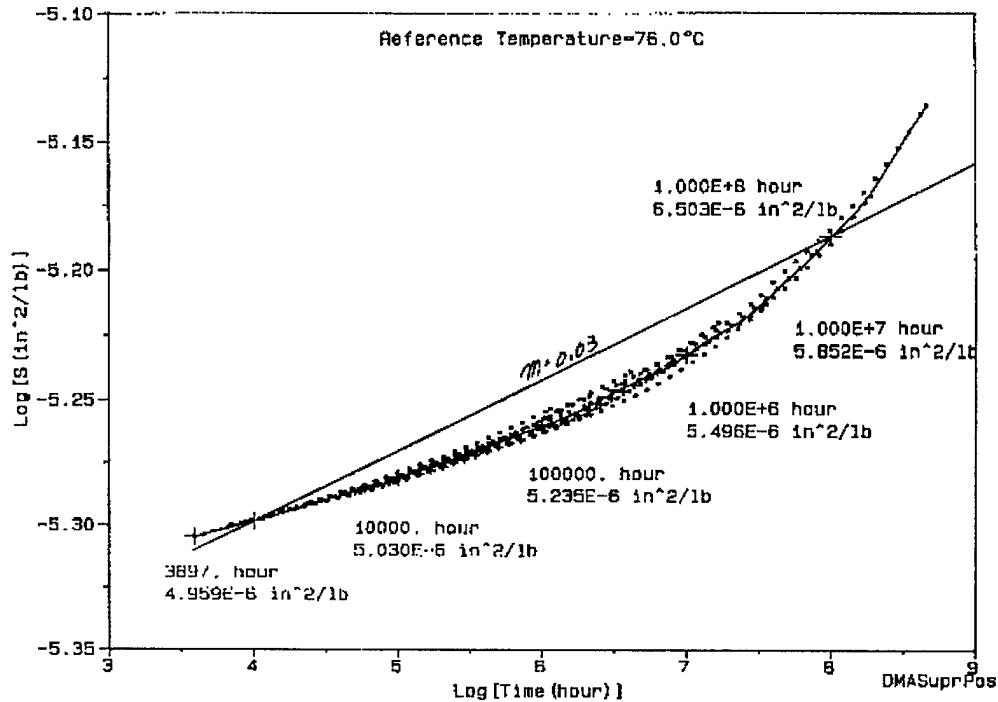


Figure 2. A DMA creep compliance master curve of 8552 epoxy.

Figures 3-5 show the radial displacement, radial stress, and hoop stress distribution in the all-hoop wound thick-walled cylinder at three time instants, respectively. These time instants noted in the figures are initial, 10 years (10^5 hr), and infinite (10^{10} hr). Creep of composite materials over a period of time can result in a significant change in radial displacement and hoop strain. The radial displacement shown in Figure 2 illustrates significant creep over a period of time, which causes an increase of the total radial growth. The radial stress decreases significantly over a period of time due to stress relaxation. Accordingly, a significant redistribution is observed in the hoop stress shown in Figure 4; it is critical from a design point of view. The gradient of hoop stress increases due to viscoelastic response. The hoop stress decreases at the inner radius while it increases at the outer radius over a period of time. Accordingly, a safety margin has to be imposed in the design process.

The results, including the creep of radial displacement and stress relaxation of radial and hoop stresses, are interesting and worth further examination. The viscoelastic behavior of composite results in more compliant radial and axial stiffness in an all-hoop wound cylinder. However, the hoop stiffness remains the same since it is assumed to be elastic. Figure 6 shows a free body diagram analysis of a section of cylinder that is divided into two parts along the circumference (not in ratio). Accordingly, each free body has to be self-balanced among hoop stress, centripetal force, and radial stress. The radial stress, σ_r , is in tension due to rotation, as shown in Figure 4. The free body at the outer radius

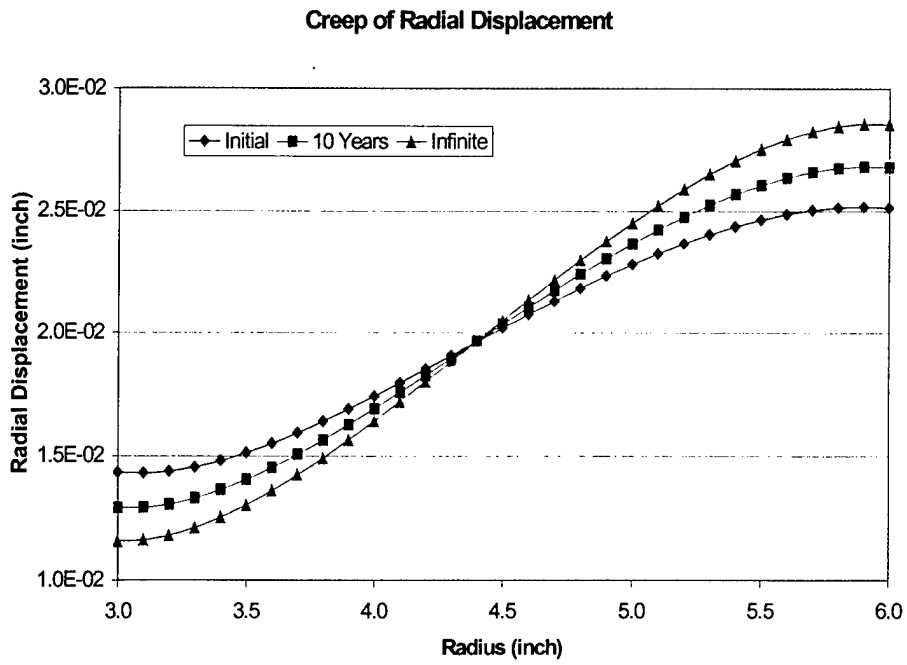


Figure 3. Creep of radial displacement in an all-hoop wound cylinder.

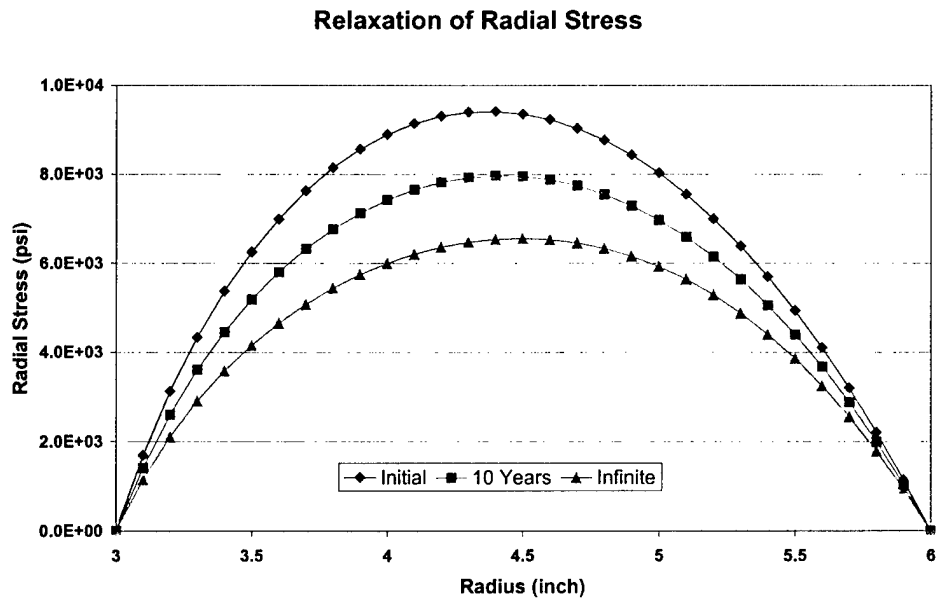


Figure 4. Relaxation of radial stress in an all-hoop wound cylinder.

Relaxation of Hoop Stress

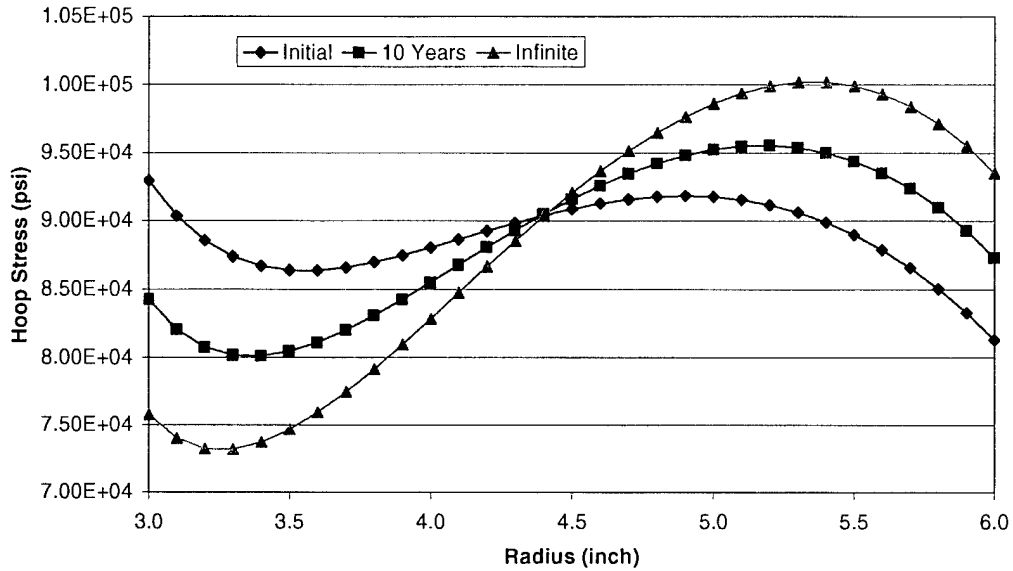


Figure 5. Relaxation of hoop stress in an all-hoop wound cylinder.

must satisfy the force balance as the following equation (conceptually without considering the unit):

$$2 \sigma^o_{\theta} \sin \psi + \sigma_r = m^o r^o \omega^2. \quad (20)$$

The radial stress decreases since the radial stiffness decreases over a period of time. The centripetal force (left hand term) remains a constant since the rotation is the same. Accordingly, the hoop stress increases at the outer radius of the cylinder. On the other hand, the free body at the inner radius has to satisfy the force balance as follows:

$$2 \sigma^i_{\theta} \sin \psi = m^i r^i \omega^2 + \sigma_r. \quad (21)$$

The centripetal force remains a constant while the radial stress decreases. Accordingly, it is straightforward that the hoop stress will decrease at the inner radius. Since both the hoop and radial stresses decrease, the radial displacement at the inner radius also decreases. This analysis simply explains the physical meaning of the stress and displacement variation due to viscoelastic behavior. However, an inelastic analysis cannot replace a viscoelastic analysis that involves time dependency.

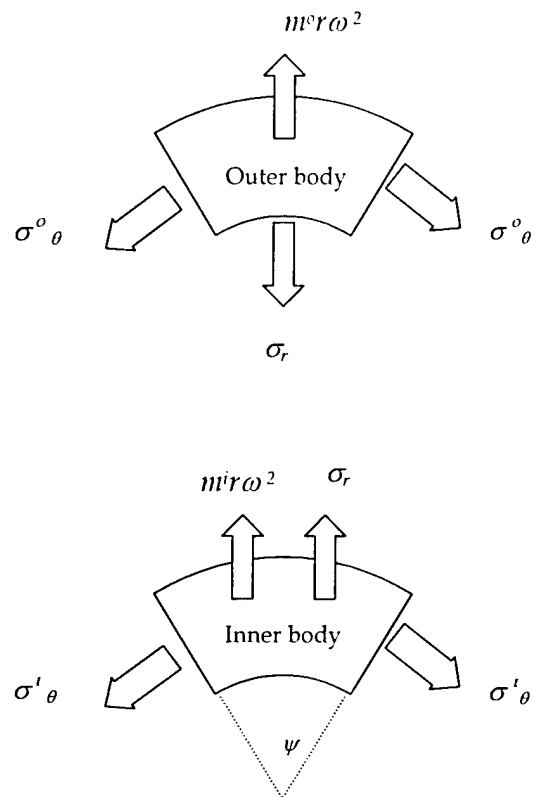


Figure 6. Force balance in the free body diagram of a cylinder.

Figures 7-9 show the radial displacement, radial stress, and hoop stress distribution in a thick-walled cylinder with a layup construction of $[(90)_4(0)_2(90)_4]_3$ at three time instants, respectively. These three instants are defined in the previous section. The radial displacement shows characteristics of creep similar to the all-hoop wound cylinder. However, the deformation profile is not as smooth because of the change of fiber orientation through the thickness. The radial stress also shows significant relaxation over a period of time. The effect of layup construction on the radial stress profile is clearly illustrated in the "zigzag" curves. In Figure 7, the hoop stress profile shows significant variation over a period of time. The hoop stress is low in the 0° plies because of low stiffness in the circumferential direction. The stress gradient also increases significantly in the 90° plies. The stress increases in the outer radius, while it decreases in the inner radius.

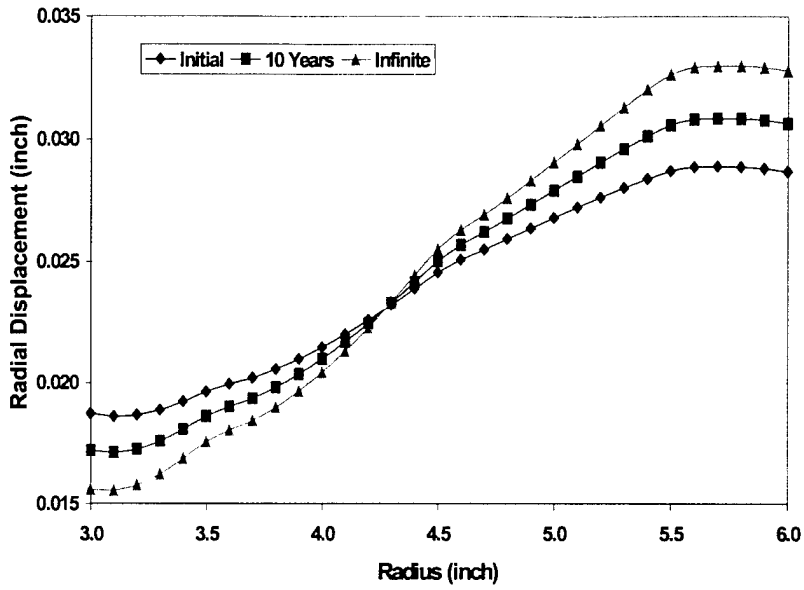


Figure 7. Creep of radial stress in a cross-ply wound cylinder.

Relaxation of Radial Stress (20% Axial)

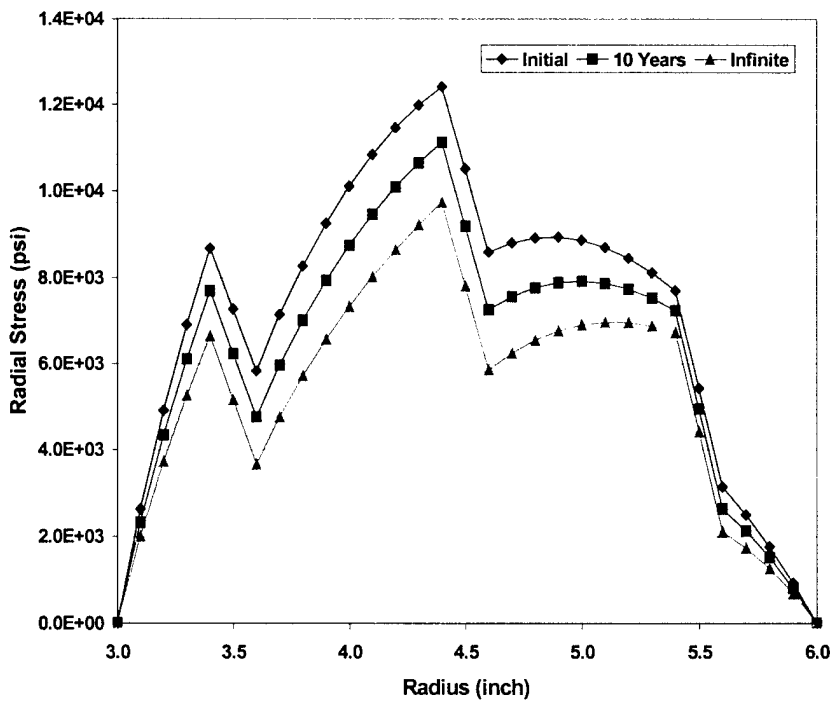


Figure 8. Relaxation of radial stress in a cross-ply wound cylinder.

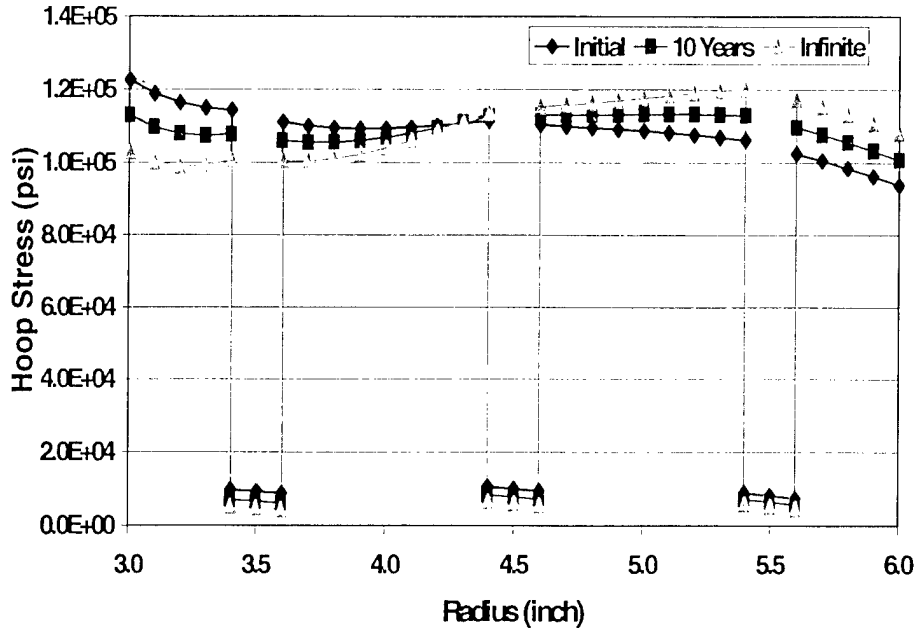


Figure 9. Relaxation of hoop stress in a cross-ply wound cylinder.

4. Conclusions

An analysis has been developed for the viscoelastic behavior of laminated composite rotating cylinders with ply-by-ply variation of anisotropic viscoelastic properties. Stress relaxation and creep are properly calculated in the cylinders with various layup constructions. Creep and stress relaxation exist in the fiber direction even though the fiber dominant properties are elastic. This mainly results from the contribution of the Poisson's effects. Relaxation of radial stress due to the viscoelastic transverse and shear properties of composite changes the hoop stress profile as well as radial displacement.

The results illustrate that the viscoelastic behavior is critical for the composite flywheel design to serve a long lifecycle. The stability of radial dimension is critical for applications such as rotating machines for power generations. The rotor design has to consider the significant change in the hoop stress distribution and radial growth. This investigation provides a theoretic base to predict and understand the time dependent behavior of composite flywheels. An analytical tool is also developed, which can be used for composite rotating machine design.

5. References

1. Ferry, J. D. *Viscoelastic Properties of Polymers*. New York: John Wiley & Sons, 1961.
2. Muki, R., and E. Sternberg. "On Transient Thermal Stresses in Viscoelastic Materials With Temperature Dependent Properties." *Journal of Applied Mechanics*, pp. 193-207, 1961.
3. Schapery, R. A. "Application of Thermodynamics to Thermomechanical, Fracture, and Birefringent Phenomena in Viscoelastic Media." *Journal of Applied Physics*, vol. 35, no. 5, pp. 1451-1465, 1964.
4. Williams, M. L. "Structural Analysis of Viscoelastic Materials." *AIAA Journal*, vol. 2, no. 5, pp. 785-808, 1964.
5. Christensen, R. M. *Theory of Viscoelasticity, An Introduction*. Second edition, New York: Academic Press, 1982.
6. Hashin, Z. "Viscoelastic Behavior of Heterogeneous Media." *Journal of Applied Mechanics*, vol. 32, pp. 630-636, 1965.
7. Schapery, R. A. "Stress Analysis of Viscoelastic Composite Materials." *Journal of Composite Materials*, vol. 1, pp. 228-267, 1967.
8. Rogers, T. G., and E. H. Lee. "The Cylinder Problem in Viscoelastic Stress Analysis." *Quarterly of Applied Mathematics*, vol. 22, pp. 117-131, 1964.
9. Lin, K. Y., and I. H. Hwang. "Thermo-viscoelastic Analysis of Composite Materials." *Journal of Composite Materials*, vol. 23, pp. 554-569.
10. Hilton, H. H., and S. Yi. "The Significance of Anisotropy Viscoelastic Poisson Ratio Time Dependence." *Proceedings of the 12th Technical Conference*, The American Society of Composites, pp. 531-540, October 1997.
11. Tzeng, J. T., and L. S. Chien. "A Thermal/Mechanical Model of Axially Loaded Thick-Walled Composite Cylinders." *Journal of Composites Engineering*, vol. 4, no. 2, pp. 219-232, 1994.
12. Chien, L. S., and J. T. Tzeng. "A Thermal Viscoelastic Analysis for Thick-walled Composite Cylinders." *Journal of Composite Materials*, vol. 29, no. 4, pp. 525-548, 1995.
13. Tzeng, J. T. "Viscoelastic Response of Composite Overwrapped Cylinders." *Journal of Thermoplastic Composite Materials*, vol. 12, no. 1, pp. 55-69, 1999.

INTENTIONALLY LEFT BLANK.

| <u>NO. OF COPIES</u> | <u>ORGANIZATION</u> |
|----------------------|---|
| 2 | DEFENSE TECHNICAL INFORMATION CENTER DTIC OCA 8725 JOHN J KINGMAN RD STE 0944 FT BELVOIR VA 22060-6218 |
| 1 | HQDA DAMO FDT 400 ARMY PENTAGON WASHINGTON DC 20310-0460 |
| 1 | OSD OUSD(A&T)/ODDR&E(R) DR R J TREW 3800 DEFENSE PENTAGON WASHINGTON DC 20301-3800 |
| 1 | COMMANDING GENERAL US ARMY MATERIEL CMD AMCRDA TF 5001 EISENHOWER AVE ALEXANDRIA VA 22333-0001 |
| 1 | INST FOR ADVNCD TCHNLGY THE UNIV OF TEXAS AT AUSTIN 3925 W BRAKER LN STE 400 AUSTIN TX 78759-5316 |
| 1 | US MILITARY ACADEMY MATH SCI CTR EXCELLENCE MADN MATH THAYER HALL WEST POINT NY 10996-1786 |
| 1 | DIRECTOR US ARMY RESEARCH LAB AMSRL D DR D SMITH 2800 POWDER MILL RD ADELPHI MD 20783-1197 |
| 1 | DIRECTOR US ARMY RESEARCH LAB AMSRL CI AI R 2800 POWDER MILL RD ADELPHI MD 20783-1197 |

| <u>NO. OF COPIES</u> | <u>ORGANIZATION</u> |
|----------------------|---|
| 3 | DIRECTOR US ARMY RESEARCH LAB AMSRL CI LL 2800 POWDER MILL RD ADELPHI MD 20783-1197 |
| 3 | DIRECTOR US ARMY RESEARCH LAB AMSRL CI IS T 2800 POWDER MILL RD ADELPHI MD 20783-1197 |
| | <u>ABERDEEN PROVING GROUND</u> |
| 2 | DIR USARL AMSRL CI LP (BLDG 305) |

| <u>NO. OF COPIES</u> | <u>ORGANIZATION</u> |
|----------------------|---|
| 1 | DIRECTOR US ARMY RESEARCH LAB AMSRL CP CA D SNIDER 2800 POWDER MILL RD ADELPHI MD 20783-1145 |
| 1 | DIRECTOR US ARMY RESEARCH LAB AMSRL OP SD TA 2800 POWDER MILL RD ADELPHI MD 20783-1145 |
| 3 | DIRECTOR US ARMY RESEARCH LAB AMSRL OP SD TL 2800 POWDER MILL RD ADELPHI MD 20783-1145 |
| 1 | DIRECTOR US ARMY RESEARCH LAB AMSRL CI IS T 2800 POWDER MILL RD ADELPHI MD 20783-1145 |
| 1 | DIRECTOR DA OASARDA SARD SO 103 ARMY PENTAGON WASHINGTON DC 20310-0103 |
| 1 | DPTY ASST SECY FOR R&T SARD TT THE PENTAGON RM 3EA79 WASHINGTON DC 20301-7100 |
| 1 | COMMANDER US ARMY MATERIEL CMD AMXMI INT 5001 EISENHOWER AVE ALEXANDRIA VA 22333-0001 |
| 4 | COMMANDER US ARMY ARDEC AMSTA AR CC G PAYNE J GEHBAUER C BAULIEU H OPAT PICATINNY ARSENAL NJ 07806-5000 |

| <u>NO. OF COPIES</u> | <u>ORGANIZATION</u> |
|----------------------|--|
| 2 | COMMANDER US ARMY ARDEC AMSTA AR AE WW E BAKER J PEARSON PICATINNY ARSENAL NJ 07806-5000 |
| 1 | COMMANDER US ARMY ARDEC AMSTA AR TD C SPINELLI PICATINNY ARSENAL NJ 07806-5000 |
| 1 | COMMANDER US ARMY ARDEC AMSTA AR FSE PICATINNY ARSENAL NJ 07806-5000 |
| 6 | COMMANDER US ARMY ARDEC AMSTA AR CCH A W ANDREWS S MUSALLI R CARR M LUCIANO E LOGSDEN T LOUZEIRO PICATINNY ARSENAL NJ 07806-5000 |
| 1 | COMMANDER US ARMY ARDEC AMSTA AR CCH P J LUTZ PICATINNY ARSENAL NJ 07806-5000 |
| 1 | COMMANDER US ARMY ARDEC AMSTA AR FSF T C LIVECCHIA PICATINNY ARSENAL NJ 07806-5000 |
| 1 | COMMANDER US ARMY ARDEC AMSTA ASF PICATINNY ARSENAL NJ 07806-5000 |

| <u>NO. OF COPIES</u> | <u>ORGANIZATION</u> |
|----------------------|---|
| 1 | COMMANDER US ARMY ARDEC AMSTA AR QAC T C C PATEL PICATINNY ARSENAL NJ 07806-5000 |
| 1 | COMMANDER US ARMY ARDEC AMSTA AR M D DEMELLA PICATINNY ARSENAL NJ 07806-5000 |
| 3 | COMMANDER US ARMY ARDEC AMSTA AR FSA A WARNASH B MACHAK M CHIEFA PICATINNY ARSENAL NJ 07806-5000 |
| 2 | COMMANDER US ARMY ARDEC AMSTA AR FSP G M SCHIKSNIS D CARLUCCI PICATINNY ARSENAL NJ 07806-5000 |
| 1 | COMMANDER US ARMY ARDEC AMSTA AR FSP A P KISATSKY PICATINNY ARSENAL NJ 07806-5000 |
| 2 | COMMANDER US ARMY ARDEC AMSTA AR CCH C H CHANIN S CHICO PICATINNY ARSENAL NJ 07806-5000 |
| 1 | COMMANDER US ARMY ARDEC AMSTA AR QAC T D RIGOGLIOSO PICATINNY ARSENAL NJ 07806-5000 |

| <u>NO. OF COPIES</u> | <u>ORGANIZATION</u> |
|----------------------|--|
| 1 | COMMANDER US ARMY ARDEC AMSTA AR WET T SACHAR BLDG 172 PICATINNY ARSENAL NJ 07806-5000 |
| 9 | COMMANDER US ARMY ARDEC AMSTA AR CCH B P DONADIA F DONLON P VALENTI C KNUTSON G EUSTICE S PATEL G WAGNECZ R SAYER F CHANG PICATINNY ARSENAL NJ 07806-5000 |
| 6 | COMMANDER US ARMY ARDEC AMSTA AR CCL F PUZYCKI R MCHUGH D CONWAY E JAROSZEWSKI R SCHLENNER M CLUNE PICATINNY ARSENAL NJ 07806-5000 |
| 5 | PM SADARM SFAE GCSS SD COL B ELLIS M DEVINE W DEMASSI J PRITCHARD S HROWNAK PICATINNY ARSENAL NJ 07806-5000 |
| 1 | US ARMY ARDEC INTELLIGENCE SPECIALIST AMSTA AR WEL F M GUERRIERE PICATINNY ARSENAL NJ 07806-5000 |

| <u>NO. OF COPIES</u> | <u>ORGANIZATION</u> |
|----------------------|--|
| 2 | PEO FIELD ARTILLERY SYS SFAE FAS PM H GOLDMAN T MCWILLIAMS PICATINNY ARSENAL NJ 07806-5000 |
| 12 | PM TMAS SFAE GSSC TMA R MORRIS C KIMKER D GUZIEWICZ E KOPACZ R ROESER R DARCY R KOWALSKI R MCDANOLDS L D ULISSE C ROLLER J MCGREEN B PATTER PICATINNY ARSENAL NJ 07806-5000 |
| 1 | COMMANDER US ARMY ARDEC AMSTA AR WEA J BRESCIA PICATINNY ARSENAL NJ 07806-5000 |
| 1 | COMMANDER US ARMY ARDEC PRODUCTION BASE MODERN ACTY AMSMC PBM K PICATINNY ARSENAL NJ 07806-5000 |
| 1 | COMMANDER US ARMY TACOM PM ABRAMS SFAE ASM AB 6501 ELEVEN MILE RD WARREN MI 48397-5000 |
| 1 | COMMANDER US ARMY TACOM AMSTA SF WARREN MI 48397-5000 |

| <u>NO. OF COPIES</u> | <u>ORGANIZATION</u> |
|----------------------|---|
| 3 | COMMANDER US ARMY TACOM PM TACTICAL VEHICLES SFAE TVL SFAE TVM SFAE TVH 6501 ELEVEN MILE RD WARREN MI 48397-5000 |
| 1 | COMMANDER US ARMY TACOM PM BFVS SFAE ASM BV 6501 ELEVEN MILE RD WARREN MI 48397-5000 |
| 1 | COMMANDER US ARMY TACOM PM AFAS SFAE ASM AF 6501 ELEVEN MILE RD WARREN MI 48397-5000 |
| 1 | COMMANDER US ARMY TACOM PM RDT&E SFAE GCSS W AB J GODELL 6501 ELEVEN MILE RD WARREN MI 48397-5000 |
| 2 | COMMANDER US ARMY TACOM PM SURV SYS SFAE ASM SS T DEAN SFAE GCSS W GSI M D COCHRAN 6501 ELEVEN MILE RD WARREN MI 48397-5000 |
| 1 | US ARMY CERL R LAMPO 2902 NEWMARK DR CHAMPAIGN IL 61822 |

| <u>NO. OF COPIES</u> | <u>ORGANIZATION</u> |
|--------------------------|---|
| 1 | COMMANDER US ARMY TACOM PM SURVIVABLE SYSTEMS SFAE GCSS W GSI H M RYZYI 6501 ELEVEN MILE RD WARREN MI 48397-5000 |
| 1 | COMMANDER US ARMY TACOM PM BFV SFAE GCSS W BV S DAVIS 6501 ELEVEN MILE RD WARREN MI 48397-5000 |
| 1 | COMMANDER US ARMY TACOM CHIEF ABRAMS TESTING SFAE GCSS W AB QT T KRASKIEWICZ 6501 ELEVEN MILE RD WARREN MI 48397-5000 |
| 1 | COMMANDER WATERVLIET ARSENAL SMCWV QAE Q B VANINA BLDG 44 WATERVLIET NY 12189-4050 |
| 2 | TSM ABRAMS ATZK TS S JABURG W MEINSHAUSEN FT KNOX KY 40121 |
| 3 | ARMOR SCHOOL ATZK TD R BAUEN J BERG A POMEY FT KNOX KY 40121 |

| <u>NO. OF COPIES</u> | <u>ORGANIZATION</u> |
|--------------------------|---|
| 14 | COMMANDER US ARMY TACOM AMSTA TR R R MCCLELLAND D THOMAS J BENNETT D HANSEN AMSTA JSK S GOODMAN J FLORENCE K IYER D TEMPLETON A SCHUMACHER AMSTA TR D D OSTBERG L HINOJOSA B RAJU AMSTA CS SF H HUTCHINSON F SCHWARZ WARREN MI 48397-5000 |
| 15 | BENET LABORATORIES AMSTA AR CCB R FISCELLA M SOJA E KATHE P CHEN M SCAVULO G SPENCER P WHEELER S KRUPSKI J VASILAKIS G FRIAR R HASENBEIN AMSTA CCB R S SOPOK E HYLAND D CRAYON R DILLON WATERVLIET NY 12189-4050 |
| 2 | HQ IOC TANK AMMUNITION TEAM AMSIO SMT R CRAWFORD W HARRIS ROCK ISLAND IL 61299-6000 |

| <u>NO. OF COPIES</u> | <u>ORGANIZATION</u> |
|----------------------|---|
| 2 | COMMANDER US ARMY AMCOM AVIATION APPLIED TECH DIR J SCHUCK FT EUSTIS VA 23604-5577 |
| 1 | DIRECTOR US ARMY AMCOM SFAE AV RAM TV D CALDWELL BLDG 5300 REDSTONE ARSENAL AL 35898 |
| 2 | US ARMY CORPS OF ENGINEERS CERD C T LIU CEW ET T TAN 20 MASS AVE NW WASHINGTON DC 20314 |
| 1 | US ARMY COLD REGIONS RSCH & ENGRNG LAB P DUTTA 72 LYME RD HANOVER NH 03755 |
| 1 | SYSTEM MANAGER ABRAMS ATZK TS LTC J H NUNN BLDG 1002 RM 110 FT KNOX KY 40121 |
| 1 | USA SBCCOM PM SOLDIER SPT AMSSB PM RSS A J CONNORS KANSAS ST NATICK MA 01760-5057 |
| 2 | USA SBCCOM MATERIAL SCIENCE TEAM AMSSB RSS J HERBERT M SENNETT KANSAS ST NATICK MA 01760-5057 |

| <u>NO. OF COPIES</u> | <u>ORGANIZATION</u> |
|----------------------|--|
| 2 | OFC OF NAVAL RESEARCH G GRAF J KELLY 800 N QUINCY ST ARLINGTON VA 22217-5660 |
| 1 | NAVAL SURFACE WARFARE CTR DAHLGREN DIV CODE G06 DAHLGREN VA 22448 |
| 1 | NAVAL SURFACE WARFARE CTR TECH LIBRARY CODE 323 17320 DAHLGREN RD DAHLGREN VA 22448 |
| 1 | NAVAL SURFACE WARFARE CTR CRANE DIVISION M JOHNSON CODE 20H4 LOUISVILLE KY 40214-5245 |
| 8 | DIRECTOR US ARMY NATIONAL GROUND INTELLIGENCE CTR D LEITER M HOLTUS M WOLFE S MINGLEDORF J GASTON W GSTATTENBAUER R WARNER J CRIDER 220 SEVENTH ST NE CHARLOTTESVILLE VA 22091 |
| 2 | NAVAL SURFACE WARFARE CTR U SORATHIA C WILLIAMS CD 6551 9500 MACARTHUR BLVD WEST BETHESDA MD 20817 |
| 2 | COMMANDER NAVAL SURFACE WARFARE CTR CARDEROCK DIVISION R PETERSON CODE 2020 M CRITCHFIELD CODE 1730 BETHESDA MD 20084 |

| <u>NO. OF COPIES</u> | <u>ORGANIZATION</u> | <u>NO. OF COPIES</u> | <u>ORGANIZATION</u> |
|----------------------|---|----------------------|--|
| 8 | US ARMY SBCCOM SOLDIER SYSTEMS CENTER BALLISTICS TEAM J WARD W ZUKAS P CUNNIFF J SONG MARINE CORPS TEAM J MACKIEWICZ BUS AREA ADVOCACY TEAM W HASKELL AMSSB RCP SS W NYKVIST S BEAUDOIN KANSAS ST NATICK MA 01760-5019 | 1 | NAVAL SURFACE WARFARE CTR M LACY CODE B02 17320 DAHLGREN RD DAHLGREN VA 22448 |
| | | 2 | NAVAL SURFACE WARFARE CTR CARDEROCK DIVISION R CRANE CODE 2802 C WILLIAMS CODE 6553 3A LEGGETT CIR BETHESDA MD 20054-5000 |
| | | 1 | EXPEDITIONARY WARFARE DIV N85 F SHOUP 2000 NAVY PENTAGON WASHINGTON DC 20350-2000 |
| 12 | US ARMY RESEARCH OFC A CROWSON J CHANDRA H EVERETT J PRATER R SINGLETON G ANDERSON D STEPP D KISEROW J CHANG M ZIKERY J WU B LAMATTINA PO BOX 12211 RESEARCH TRIANGLE PARK NC 27709-2211 | 1 | AFRL MLBC 2941 P ST RM 136 WRIGHT PATTERSON AFB OH 45433-7750 |
| | | 1 | AFRL MLSS R THOMSON 2179 12TH ST RM 122 WRIGHT PATTERSON AFB OH 45433-7718 |
| | | 2 | AFRL F ABRAMS J BROWN BLDG 653 2977 P ST STE 6 WRIGHT PATTERSON AFB OH 45433-7739 |
| 8 | NAVAL SURFACE WARFARE CTR J FRANCIS CODE G30 D WILSON CODE G32 R D COOPER CODE G32 J FRAYSSE CODE G33 E ROWE CODE G33 T DURAN CODE G33 L DE SIMONE CODE G33 R HUBBARD CODE G33 DAHLGREN VA 22448 | 1 | WATERWAYS EXPERIMENT D SCOTT 3909 HALLS FERRY RD SC C VICKSBURG MS 39180 |
| 1 | NAVAL SEA SYSTEMS CMD D LIESE 2531 JEFFERSON DAVIS HWY ARLINGTON VA 22242-5160 | 5 | DIRECTOR LLNL R CHRISTENSEN S DETERESA F MAGNESS M FINGER MS 313 M MURPHY L 282 PO BOX 808 LIVERMORE CA 94550 |

| <u>NO. OF COPIES</u> | <u>ORGANIZATION</u> |
|----------------------|---|
| 1 | AFRL MLS OL L COULTER 7278 4TH ST BLDG 100 BAY D HILL AFB UT 84056-5205 |
| 1 | OSD JOINT CCD TEST FORCE OSD JCCD R WILLIAMS 3909 HALLS FERRY RD VICKSBURG MS 29180-6199 |
| 1 | DEFENSE NUCLEAR AGENCY INNOVATIVE CONCEPTS DIV 6801 TELEGRAPH RD ALEXANDRIA VA 22310-3398 |
| 6 | DARPA M VANFOSSEN S WAX L CHRISTODOULOU B WILCOX M FREEMAN S FISH 3701 N FAIRFAX DR ARLINGTON VA 22203-1714 |
| 2 | SERDP PROGRAM OFC PM P2 C PELLERIN B SMITH 901 N STUART ST STE 303 ARLINGTON VA 22203 |
| 1 | FAA MIL HDBK 17 CHAIR L ILCEWICZ 1601 LIND AVE SW ANM 115N RESTON VA 98055 |
| 1 | US DEPT OF ENERGY OFC OF ENVIRONMENTAL MANAGEMENT P RITZCOVAN 19901 GERMANTOWN RD GERMANTOWN MD 20874-1928 |

| <u>NO. OF COPIES</u> | <u>ORGANIZATION</u> |
|----------------------|--|
| 1 | DIRECTOR LLNL F ADDESSIO MS B216 PO BOX 1633 LOS ALAMOS NM 87545 |
| 1 | OAK RIDGE NATIONAL LABORATORY R M DAVIS PO BOX 2008 OAK RIDGE TN 37831-6195 |
| 3 | DIRECTOR SANDIA NATIONAL LABS APPLIED MECHANICS DEPT MS 9042 J HANDROCK Y R KAN J LAUFFER PO BOX 969 LIVERMORE CA 94551-0969 |
| 1 | OAK RIDGE NATIONAL LABORATORY C EBERLE MS 8048 PO BOX 2008 OAK RIDGE TN 37831 |
| 1 | OAK RIDGE NATIONAL LABORATORY C D WARREN MS 8039 PO BOX 2008 OAK RIDGE TN 37831 |
| 5 | NIST J DUNKERS M VANLANDINGHAM MS 8621 J CHIN MS 8621 J MARTIN MS 8621 D DUTHINH MS 8611 100 BUREAU DR GAITHERSBURG MD 20899 |
| 1 | HYDROGEOLOGIC INC SERDP ESTCP SPT OFC S WALSH 1155 HERNDON PKWY STE 900 HERNDON VA 20170 |

| <u>NO. OF COPIES</u> | <u>ORGANIZATION</u> |
|----------------------|---|
| 4 | NASA LANGLEY RSCH CTR AMSRL VS W ELBER MS 266 F BARTLETT JR MS 266 G FARLEY MS 266 T K OBRIEN HAMPTON VA 23681-0001 |
| 1 | NASA LANGLEY RSCH CTR T GATES MS 188E HAMPTON VA 23661-3400 |
| 1 | FHWA E MUNLEY 6300 GEORGETOWN PIKE MCLEAN VA 22101 |
| 3 | CYTEC FIBERITE R DUNNE D KOHLI R MAYHEW 1300 REVOLUTION ST HAVRE DE GRACE MD 21078 |
| 1 | USDOT FEDERAL RAILRD M FATEH RDV 31 WASHINGTON DC 20590 |
| 1 | MARINE CORPS INTLLGNC ACTVTY D KOSITZKE 3300 RUSSELL RD STE 250 QUANTICO VA 22134-5011 |
| 1 | DIRECTOR NATIONAL GRND INTLLGNC CTR IANG TMT 220 SEVENTH ST NE CHARLOTTESVILLE VA 22902-5396 |
| 1 | SIOUX MFG B KRIEL PO BOX 400 FT TOTTEN ND 58335 |
| 2 | 3TEX CORPORATION A BOGDANOVICH J SINGLETARY 109 MACKENAN DR CARY NC 27511 |

| <u>NO. OF COPIES</u> | <u>ORGANIZATION</u> |
|----------------------|---|
| 1 | 3M CORPORATION J SKILDUM 3M CENTER BLDG 60 IN 01 ST PAUL MN 55144-1000 |
| 1 | DIRECTOR DEFENSE INTLLGNC AGENCY TA 5 K CRELLING WASHINGTON DC 20310 |
| 1 | ADVANCED GLASS FIBER YARNS T COLLINS 281 SPRING RUN LANE STE A DOWNINGTON PA 19335 |
| 1 | COMPOSITE MATERIALS INC D SHORTT 19105 63 AVE NE PO BOX 25 ARLINGTON WA 98223 |
| 1 | JPS GLASS L CARTER PO BOX 260 SLATER RD SLATER SC 29683 |
| 1 | COMPOSITE MATERIALS INC R HOLLAND 11 JEWEL CT ORINDA CA 94563 |
| 1 | COMPOSITE MATERIALS INC C RILEY 14530 S ANSON AVE SANTA FE SPRINGS CA 90670 |
| 2 | SIMULA J COLTMAN R HUYETT 10016 S 51ST ST PHOENIX AZ 85044 |
| 2 | PROTECTION MATERIALS INC M MILLER F CRILLEY 14000 NW 58 CT MIAMI LAKES FL 33014 |

| <u>NO. OF COPIES</u> | <u>ORGANIZATION</u> |
|----------------------|---|
| 2 | FOSTER MILLER M ROYLANCE W ZUKAS 195 BEAR HILL RD WALTHAM MA 02354-1196 |
| 1 | ROM DEVELOPMENT CORP R O MEARA 136 SWINEBURNE ROW BRICK MARKET PLACE NEWPORT RI 02840 |
| 2 | TEXTRON SYSTEMS T FOLTZ M TREASURE 1449 MIDDLESEX ST LOWELL MA 01851 |
| 1 | O GARA HESS & EISENHARDT M GILLESPIE 9113 LESAINT DR FAIRFIELD OH 45014 |
| 2 | MILLIKEN RSCH CORP H KUHN M MACLEOD PO BOX 1926 SPARTANBURG SC 29303 |
| 1 | CONNEAUGHT INDUSTRIES INC J SANTOS PO BOX 1425 COVENTRY RI 02816 |
| 1 | BATTELLE NATICK OPNS B HALPIN 209 W CENTRAL ST STE 302 NATICK MA 01760 |
| 1 | ARMTEC DEFENSE PRODUCTS S DYER 85 901 AVE 53 PO BOX 848 COACHELLA CA 92236 |
| 1 | NATIONAL COMPOSITE CENTER T CORDELL 2000 COMPOSITE DR KETTERING OH 45420 |

| <u>NO. OF COPIES</u> | <u>ORGANIZATION</u> |
|----------------------|--|
| 3 | PACIFIC NORTHWEST LAB M SMITH G VAN ARSDALE R SHIPPELL PO BOX 999 RICHLAND WA 99352 |
| 2 | AMOCO PERFORMANCE PRODUCTS M MICHNO JR J BANISAUKAS 4500 MCGINNIS FERRY RD ALPHARETTA GA 30202-3944 |
| 8 | ALLIANT TECHSYSTEMS INC C CANDLAND MN11 2830 C AAKHUS MN11 2830 B SEE MN11 2439 N VLAHAKUS MN11 2145 R DOHRN MN11 2830 S HAGLUND MN11 2439 M HISSONG MN11 2830 D KAMDAR MN11 2830 600 SECOND ST NE HOPKINS MN 55343-8367 |
| 3 | SAIC M PALMER A WALLS W REINSTR 1410 SPRING HILL RD STE 400 MS SH4 5 MCLEAN VA 22102 |
| 1 | SAIC G CHRYSSOMALLIS 3800 W 80TH ST STE 1090 BLOOMINGTON MN 55431 |
| 1 | AAI CORPORATION T G STASTNY PO BOX 126 HUNT VALLEY MD 21030-0126 |
| 1 | APPLIED COMPOSITES W GRISCH 333 NORTH SIXTH ST ST CHARLES IL 60174 |

| <u>NO. OF COPIES</u> | <u>ORGANIZATION</u> |
|----------------------|---|
| 1 | CUSTOM ANALYTICAL ENG SYS INC A ALEXANDER 13000 TENSOR LANE NE FLINTSTONE MD 21530 |
| 3 | ALLIANT TECHSYSTEMS INC J CONDON E LYNAM J GERHARD WV01 16 STATE RT 956 PO BOX 210 ROCKET CENTER WV 26726-0210 |
| 1 | OFC DEPUTY UNDER SEC DEFNS J THOMPSON 1745 JEFFERSON DAVIS HWY CRYSTAL SQ 4 STE 501 ARLINGTON VA 22202 |
| 1 | PROJECTILE TECHNOLOGY INC 515 GILES ST HAVRE DE GRACE MD 21078 |
| 5 | AEROJET GEN CORP D PILLASCH T COULTER C FLYNN D RUBAREZUL M GREINER 1100 WEST HOLLYVALE ST AZUSA CA 91702-0296 |
| 3 | HEXCEL INC R BOE PO BOX 18748 SALT LAKE CITY UT 84118 |
| 1 | HERCULES INC HERCULES PLAZA WILMINGTON DE 19894 |
| 1 | BRIGS COMPANY J BACKOFEN 2668 PETERBOROUGH ST HERNDON VA 22071-2443 |
| 1 | ZERNOW TECHNICAL SERVICES L ZERNOW 425 W BONITA AVE STE 208 SAN DIMAS CA 91773 |

| <u>NO. OF COPIES</u> | <u>ORGANIZATION</u> |
|----------------------|--|
| 1 | GENERAL DYNAMICS OTS L WHITMORE 10101 NINTH ST NORTH ST PETERSBURG FL 33702 |
| 3 | GENERAL DYNAMICS OTS FLINCHBAUGH DIV E STEINER B STEWART T LYNCH PO BOX 127 RED LION PA 17356 |
| 1 | GKN AEROSPACE D OLDS 15 STERLING DR WALLINGFORD CT 06492 |
| 5 | SIKORSKY AIRCRAFT G JACARUSO T CARSTENSAN B KAY S GARBO MS S330A J ADELMANN 6900 MAIN ST PO BOX 9729 STRATFORD CT 06497-9729 |
| 1 | PRATT & WHITNEY C WATSON 400 MAIN ST MS 114 37 EAST HARTFORD CT 06108 |
| 1 | AEROSPACE CORP G HAWKINS M4 945 2350 E EL SEGUNDO BLVD EL SEGUNDO CA 90245 |
| 2 | CYTEC FIBERITE M LIN W WEB 1440 N KRAEMER BLVD ANAHEIM CA 92806 |
| 1 | UDLP G THOMAS PO BOX 58123 SANTA CLARA CA 95052 |

| <u>NO. OF COPIES</u> | <u>ORGANIZATION</u> |
|----------------------|---|
| 2 | UDLP R BARRETT MAIL DROP M53 V HORVATICH MAIL DROP M53 328 W BROKAW RD SANTA CLARA CA 95052-0359 |
| 3 | UDLP GROUND SYSTEMS DIVISION M PEDRAZZI MAIL DROP N09 A LEE MAIL DROP N11 M MACLEAN MAIL DROP N06 1205 COLEMAN AVE SANTA CLARA CA 95052 |
| 4 | UDLP R BRYNSVOLD P JANKE MS 170 4800 EAST RIVER RD MINNEAPOLIS MN 55421-1498 |
| 1 | UDLP D MARTIN PO BOX 359 SANTA CLARA CA 95052 |
| 2 | BOEING DFNSE & SPACE GP W HAMMOND S 4X55 J RUSSELL S 4X55 PO BOX 3707 SEATTLE WA 98124-2207 |
| 2 | BOEING ROTORCRAFT P MINGURT P HANDEL 800 B PUTNAM BLVD WALLINGFORD PA 19086 |
| 1 | BOEING DOUGLAS PRODUCTS DIV L J HART SMITH 3855 LAKEWOOD BLVD D800 0019 LONG BEACH CA 90846-0001 |
| 1 | LOCKHEED MARTIN SKUNK WORKS D FORTNEY 1011 LOCKHEED WAY PALMDALE CA 93599-2502 |

| <u>NO. OF COPIES</u> | <u>ORGANIZATION</u> |
|----------------------|--|
| 1 | LOCKHEED MARTIN R FIELDS 1195 IRWIN CT WINTER SPRINGS FL 32708 |
| 1 | MATERIALS SCIENCES CORP G FLANAGAN 500 OFC CENTER DR STE 250 FT WASHINGTON PA 19034 |
| 1 | NORTHROP GRUMMAN CORP ELECTRONIC SENSORS & SYSTEMS DIV E SCHOCH MS V 16 1745A W NURSERY RD LINTHICUM MD 21090 |
| 1 | GDLS DIVISION D BARTLE PO BOX 1901 WARREN MI 48090 |
| 2 | GDLS D REES M PASIK PO BOX 2074 WARREN MI 48090-2074 |
| 1 | GDLS MUSKEGON OPERATIONS W SOMMERS JR 76 GETTY ST MUSKEGON MI 49442 |
| 1 | GENERAL DYNAMICS AMPHIBIOUS SYS SURVIVABILITY LEAD G WALKER 991 ANNAPOLIS WAY WOODBIDGE VA 22191 |
| 8 | INST FOR ADVANCED TECH H FAIR I MCNAB P SULLIVAN S BLESS W REINECKE C PERSAD M CRAWFORD K T HSIEH 3925 W BRAKER LN STE 400 AUSTIN TX 78759-5316 |

| <u>NO. OF</u> <u>COPIES</u> | <u>ORGANIZATION</u> |
|--------------------------------|---|
| 2 | CIVIL ENGR RSCH FOUNDATION PRESIDENT H BERNSTEIN R BELLE 1015 15TH ST NW STE 600 WASHINGTON DC 20005 |
| 1 | ARROW TECH ASSO 1233 SHELBURNE RD STE D8 SOUTH BURLINGTON VT 05403-7700 |
| 1 | R EICHELBERGER CONSULTANT 409 W CATHERINE ST BEL AIR MD 21014-3613 |
| 1 | UCLA MANE DEPT ENGR IV H T HAHN LOS ANGELES CA 90024-1597 |
| 2 | UNIV OF DAYTON RESEARCH INST R Y KIM A K ROY 300 COLLEGE PARK AVE DAYTON OH 45469-0168 |
| 1 | UMASS LOWELL PLASTICS DEPT N SCHOTT 1 UNIVERSITY AVE LOWELL MA 01854 |
| 1 | IIT RESEARCH CENTER D ROSE 201 MILL ST ROME NY 13440-6916 |
| 1 | GA TECH RSCH INST GA INST OF TCHNLGY P FRIEDERICH ATLANTA GA 30392 |
| 1 | MICHIGAN ST UNIV MSM DEPT R AVERILL 3515 EB EAST LANSING MI 48824-1226 |

| <u>NO. OF</u> <u>COPIES</u> | <u>ORGANIZATION</u> |
|--------------------------------|--|
| 1 | UNIV OF WYOMING D ADAMS PO BOX 3295 LARAMIE WY 82071 |
| 2 | PENN STATE UNIV R MCNITT C BAKIS 212 EARTH ENGR SCIENCES BLDG UNIVERSITY PARK PA 16802 |
| 1 | PENN STATE UNIV R S ENGEL 245 HAMMOND BLDG UNIVERSITY PARK PA 16801 |
| 1 | PURDUE UNIV SCHOOL OF AERO & ASTRO C T SUN W LAFAYETTE IN 47907-1282 |
| 1 | STANFORD UNIV DEPT OF AERONAUTICS & AEROBALLISTICS S TSAI DURANT BLDG STANFORD CA 94305 |
| 1 | UNIV OF MAINE ADV STR & COMP LAB R LOPEZ ANIDO 5793 AEWC BLDG ORONO ME 04469-5793 |
| 1 | JOHNS HOPKINS UNIV APPLIED PHYSICS LAB P WIENHOLD 11100 JOHNS HOPKINS RD LAUREL MD 20723-6099 |
| 1 | UNIV OF DAYTON J M WHITNEY COLLEGE PARK AVE DAYTON OH 45469-0240 |
| 1 | DEPT OF MATERIALS SCIENCE & ENGINEERING UNIVERSITY OF ILLINOIS AT URBANA CHAMPAIGN J ECONOMY 1304 WEST GREEN ST 115B URBANA IL 61801 |

| <u>NO. OF</u> <u>COPIES</u> | <u>ORGANIZATION</u> |
|--------------------------------|--|
| 5 | UNIV OF DELAWARE CTR FOR COMPOSITE MTRLs J GILLESPIE M SANTARE S YARLAGADDA S ADVANI D HEIDER 201 SPENCER LABORATORY NEWARK DE 19716 |
| 1 | NORTH CAROLINA STATE UNIV CIVIL ENGINEERING DEPT W RASDORF PO BOX 7908 RALEIGH NC 27696-7908 |
| 1 | UNIV OF MARYLAND DEPT OF AEROSPACE ENGNRNG A J VIZZINI COLLEGE PARK MD 20742 |
| 4 | UNIV OF TEXAS AT AUSTIN CTR FOR ELECTROMECHANICS M WERST J HAHNE R THOMPSON J KITZMILLER 10100 BURNET RD AUSTIN TX 78758-4497 |
| 4 | VA POLYTECHNICAL INST & STATE UNIV DEPT OF ESM M W HYER K REIFSNIDER S CASE A LOOS BLACKSBURG VA 24061-0219 |
| 2 | DREXEL UNIV A S D WANG W SUN 32ND & CHESTNUT ST PHILADELPHIA PA 19104 |
| 1 | SOUTHWEST RSCH INST ENGR & MATL SCIENCES DIV J RIEGEL 6220 CULEBRA RD PO DRAWER 28510 SAN ANTONIO TX 78228-0510 |

| <u>NO. OF</u> <u>COPIES</u> | <u>ORGANIZATION</u> |
|--------------------------------|--|
| 1 | COMMANDER US ARMY TACOM ARDEC AMSTA AR FSP D LADD BLDG 354 PICATINNY ARSENAL NJ 07806-5000 |
| 4 | LOCKHEED MARTIN VOUGHT L FARRIS T HOU N WELLS K COOKS PO BOX 650003 MS WT 21 DALLAS TX 75625-0003 |
| 1 | UNIV AT BUFFALO SUNY AB J SARJEANT PO BOX 601900 BUFFALO NY 14260-1900 |
| 1 | KAMAN ELECTROMAGNETICS CORP P MONGEAU 2 FOX RD HUDSON MA 01749 |
| 1 | SAIC B RIENSTRA 8200 N MOPAC EXPRESSWAY SUITE 150 AUSTIN TX 78759 |
| 1 | SAIC K A JAMISON 1247 B N EGLIN PKWY SHALIMAR FL 32579 |
| 2 | IAP RESEARCH INC D BAUER J BARBER 2763 CULVER AVE DAYTON OH 45429-3723 |
| 3 | MAXWELL TECHNOLOGIES P REIDY T WOLFE 9244 BALBOA AVENUE SAN DIEGO CA 92123 |

NO. OF
COPIES ORGANIZATION

1 MAXWELL PHYSICS
INTERNATIONAL
C GILMAN
2700 MERCED STREET
PO BOX 5010
SAN LEANDRO CA 94577-0599

ABERDEEN PROVING GROUND

1 US ARMY MATERIEL
SYSTEMS ANALYSIS ACTIVITY
P DIETZ
392 HOPKINS RD
AMXSY TD
APG MD 21005-5071

1 DIRECTOR
US ARMY RESEARCH LAB
AMSRL OP AP L
APG MD 21005-5066

91 DIR USARL
AMSRL CI
AMSRL CI H
W STUREK
AMSRL CI S
A MARK
AMSRL CS IO FI
M ADAMSON
AMSRL SL BA
AMSRL SL BL
D BELY
R HENRY
AMSRL SL BG
AMSRL SL I
AMSRL WM
J SMITH
AMSRL WM B
E SCHMIDT
A HORST
AMSRL WM BA
D LYON
AMSRL WM BC
P PLOSTINS
J NEWILL
S WILKERSON
A ZIELINSKI

NO. OF
COPIES ORGANIZATION

ABERDEEN PROVING GROUND (CONT)

AMSRL WM BD
B FORCH
R FIFER
R PESCE RODRIGUEZ
B RICE
AMSRL WM BE
C LEVERITT
AMSRL WM BF
J LACETERA
AMSRL WM BR
C SHOEMAKER
J BORNSTEIN
AMSRL WM M
D VIECHNICKI
G HAGNAUER
J MCCAULEY
AMSRL WM MA
L GHIORSE
S MCKNIGHT
AMSRL WM MB
B FINK
J BENDER
T BOGETTI
R BOSSOLI
L BURTON
K BOYD
S CORNELISON
P DEHMER
R DOOLEY
W DRYSDALE
G GAZONAS
S GHIORSE
D GRANVILLE
D HOPKINS
C HOPPEL
D HENRY
R KASTE
M KLUSEWITZ
M LEADORE
R LIEB
E RIGAS
J SANDS
D SPAGNUOLO
W SPURGEON
J TZENG
E WETZEL
A FRYDMAN

NO. OF
COPIES ORGANIZATION

ABERDEEN PROVING GROUND (CONT)

AMRSL WM MC
J BEATTY
E CHIN
J MONTGOMERY
A WERECZCAK
J LASALVIA
J WELLS
AMSRL WM MD
W ROY
S WALSH
AMSRL WM T
T WRIGHT
B BURNS
M ZOLTOSKI
AMSRL WM TA
W GILLICH
T HAVEL
J RUNYEON
M BURKINS
E HORWATH
B GOOCH
W BRUCHEY
M NORMANDIA
AMRSL WM TB
D KOOKER
P BAKER
AMSRL WM TC
R COATES
AMSRL WM TD
A DAS GUPTA
T HADUCH
T MOYNIHAN
F GREGORY
M RAFTENBERG
M BOTELER
T WEERASOORIYA
D DANDEKAR
A DIETRICH
AMSRL WM TE
A NIILER
J POWELL
AMSRL SS SD
H WALLACE
AMSRL SS SE DS
R REYZER
R ATKINSON

| <u>NO. OF COPIES</u> | <u>ORGANIZATION</u> |
|----------------------|--|
| 1 | LTD R MARTIN MERL TAMWORTH RD HERTFORD SG13 7DG UK |
| 1 | SMC SCOTLAND P W LAY DERA ROSYTH ROSYTH ROYAL DOCKYARD DUNFERMLINE FIFE KY 11 2XR UK |
| 1 | CIVIL AVIATION ADMINISTRATION T GOTTESMAN PO BOX 8 BEN GURION INTERNL AIRPORT LOD 70150 ISRAEL |
| 1 | AEROSPATIALE S ANDRE A BTE CC RTE MD132 316 ROUTE DE BAYONNE TOULOUSE 31060 FRANCE |
| 1 | DRA FORT HALSTEAD P N JONES SEVEN OAKS KENT TN 147BP UK |
| 1 | DEFENSE RESEARCH ESTAB VALCARTIER F LESAGE COURCELETTE QUEBEC COA IRO CANADA |
| 1 | SWISS FEDERAL ARMAMENTS WKS W LANZ ALLMENDSTRASSE 86 3602 THUN SWITZERLAND |
| 1 | DYNAMEC RESEARCH AB AKE PERSSON BOX 201 SE 151 23 SODERTALJE SWEDEN |

| <u>NO. OF COPIES</u> | <u>ORGANIZATION</u> |
|----------------------|--|
| 1 | ISRAEL INST OF TECHNOLOGY S BODNER FACULTY OF MECHANICAL ENGR HAIFA 3200 ISRAEL |
| 1 | DSTO AMRL WEAPONS SYSTEMS DIVISION N BURMAN RLLWS SALISBURY SOUTH AUSTRALIA 5108 AUSTRALIA |
| 1 | ECOLE ROYAL MILITAIRE E CELENS AVE DE LA RENAISSANCE 30 1040 BRUXELLE BELGIQUE |
| 1 | DEF RES ESTABLISHMENT VALCARTIER A DUPUIS 2459 BOULEVARD PIE XI NORTH VALCARTIER QUEBEC CANADA PO BOX 8800 COURCELETTE GOA IRO QUEBEC CANADA |
| 1 | INSTITUT FRANCO ALLEMAND DE RECHERCHES DE SAINT LOUIS DE M GIRAUD 5 RUE DU GENERAL CASSAGNOU BOITE POSTALE 34 F 68301 SAINT LOUIS CEDEX FRANCE |
| 1 | ECOLE POLYTECH J MANSON DMX LTC CH 1015 LAUSANNE SWITZERLAND |

| <u>NO. OF COPIES</u> | <u>ORGANIZATION</u> |
|----------------------|--|
| 1 | TNO PRINS MAURITS LABORATORY R IJSSELSTEIN LANGE KLEIWEG 137 PO BOX 45 2280 AA RIJSWIJK THE NETHERLANDS |
| 2 | FOA NATL DEFENSE RESEARCH ESTAB DIR DEPT OF WEAPONS & PROTECTION B JANZON R HOLMLIN S 172 90 STOCKHOLM SWEDEN |
| 2 | DEFENSE TECH & PROC AGENCY GROUND I CREWTHER GENERAL HERZOG HAUS 3602 THUN SWITZERLAND |
| 1 | MINISTRY OF DEFENCE RAFAEL ARMAMENT DEVELOPMENT AUTH M MAYSELESS PO BOX 2250 HAIFA 31021 ISRAEL |
| 1 | TNO DEFENSE RESEARCH I H PASMAN POSTBUS 6006 2600 JA DELFT THE NETHERLANDS |
| 1 | B HIRSCH TACHKEMONY ST 6 NETAMUA 42611 ISRAEL |
| 1 | DEUTSCHE AEROSPACE AG DYNAMICS SYSTEMS M HELD PO BOX 1340 D 86523 SCHROBENHAUSEN GERMANY |

REPORT DOCUMENTATION PAGE

Form Approved
OMB No. 0704-0188

Public reporting burden for this collection of information is estimated to average 1 hour per response, including the time for reviewing instructions, searching existing data sources, gathering and maintaining the data needed, and completing and reviewing the collection of information. Send comments regarding this burden estimate or any other aspect of this collection of information, including suggestions for reducing this burden, to Washington Headquarters Services, Directorate for Information Operations and Reports, 1215 Jefferson Davis Highway, Suite 1204, Arlington, VA 22202-4302, and to the Office of Management and Budget, Paperwork Reduction Project(0704-0188), Washington, DC 20503.

| | | | | |
|--|---|--|---|--|
| 1. AGENCY USE ONLY (Leave blank) | | 2. REPORT DATE November 2001 | 3. REPORT TYPE AND DATES COVERED Final, June 1999–March 2001 | |
| 4. TITLE AND SUBTITLE Viscoelastic Analysis of Composite Flywheels for Energy Storage | | | 5. FUNDING NUMBERS 622618H75 | |
| 6. AUTHOR(S) Jerome T. Tzeng | | | | |
| 7. PERFORMING ORGANIZATION NAME(S) AND ADDRESS(ES) U.S. Army Research Laboratory ATTN: AMSRL-WM-MB Aberdeen Proving Ground, MD 21005-5069 | | | 8. PERFORMING ORGANIZATION REPORT NUMBER ARL-TR-2610 | |
| 9. SPONSORING/MONITORING AGENCY NAMES(S) AND ADDRESS(ES) | | | 10. SPONSORING/MONITORING AGENCY REPORT NUMBER | |
| 11. SUPPLEMENTARY NOTES | | | | |
| 12a. DISTRIBUTION/AVAILABILITY STATEMENT Approved for public release; distribution is unlimited. | | | 12b. DISTRIBUTION CODE | |
| 13. ABSTRACT (Maximum 200 words) <p>A viscoelastic analysis has been developed to investigate stress relaxation and creep in a multilayered composite cylinder subjected to rotation. The analysis accounts for ply-by-ply variation of material properties, fiber orientations, and density gradients through the thickness of cylinders. A closed form solution based on the corresponding elastic problem is derived for a generalized plane strain state in a thick-walled, multilayered cylinder. Laplace transform is then applied to obtain the numerical solution of the viscoelastic problem. This report illustrates the derivation of the analytical model and solution procedure. A numerical simulation shows substantial creep and stress relaxation in thick-walled cylinders at an elevated temperature. Viscoelastic effects of composite can result in a drastic change of stress and strain profiles in a cylinder over a period of time, which is critical in terms of structural durability for applications such as energy storage flywheels.</p> | | | | |
| 14. SUBJECT TERMS composite, EM gun, flywheel, viscoelasticity, creep, stress relaxation, anisotropy, cylinder analysis, rotor dynamics | | | 15. NUMBER OF PAGES 36 | |
| | | | 16. PRICE CODE | |
| 17. SECURITY CLASSIFICATION OF REPORT UNCLASSIFIED | 18. SECURITY CLASSIFICATION OF THIS PAGE UNCLASSIFIED | 19. SECURITY CLASSIFICATION OF ABSTRACT UNCLASSIFIED | 20. LIMITATION OF ABSTRACT UL | |

INTENTIONALLY LEFT BLANK.