

11763

U.S. Army Center for Health Promotion  
and Preventive Medicine

---

**TRAINING MUNITIONS HEALTH RISK  
ASSESSMENT  
NO. 39-EJ-1485-00  
RESIDENTIAL EXPOSURE FROM INHALATION OF  
AIR EMISSIONS FROM THE  
M1911 .45 CALIBER BALL CARTRIDGE  
DEPARTMENT OF DEFENSE IDENTIFICATION CODE: A475**



U

S

C

H

P

P

M

Prepared by:

Environmental Health Risk Assessment Program

Prepared for:

U.S. Army Environmental Center

Published date:

15 June 2001

Approved for public release; distribution unlimited

20011218 137

Readiness Thru Health

## *U.S. Army Center for Health Promotion and Preventive Medicine*

*The lineage of the U.S. Army Center for Health Promotion and Preventive Medicine (USACHPPM) can be traced back over 50 years. This organization began as the U.S. Army Industrial Hygiene Laboratory, established during the industrial buildup for World War II, under the direct supervision of the Army Surgeon General. Its original location was at the Johns Hopkins School of Hygiene and Public Health. Its mission was to conduct occupational health surveys and investigations within the Department of Defense's (DOD's) industrial production base. It was staffed with three personnel and had a limited annual operating budget of three thousand dollars.*

*Most recently, it became internationally known as the U.S. Army Environmental Hygiene Agency (AEHA). Its mission expanded to support worldwide preventive medicine programs of the Army, DOD, and other Federal agencies as directed by the Army Medical Command or the Office of The Surgeon General, through consultations, support services, investigations, on-site visits, and training.*

*On 1 August 1994, AEHA was redesignated the U.S. Army Center for Health Promotion and Preventive Medicine with a provisional status and a commanding general officer. On 1 October 1995, the nonprovisional status was approved with a mission of providing preventive medicine and health promotion leadership, direction, and services for America's Army.*

*The organization's quest has always been one of excellence and the provision of quality service. Today, its goal is to be an established world-class center of excellence for achieving and maintaining a fit, healthy, and ready force. To achieve that end, the CHPPM holds firmly to its values which are steeped in rich military heritage:*

- ★ *Integrity is the foundation*
  - ★ *Excellence is the standard*
    - ★ *Customer satisfaction is the focus*
      - ★ *Its people are the most valued resource*
        - ★ *Continuous quality improvement is the pathway*

*This organization stands on the threshold of even greater challenges and responsibilities. It has been reorganized and reengineered to support the Army of the future. The CHPPM now has three direct support activities located in Fort Meade, Maryland; Fort McPherson, Georgia; and Fitzsimons Army Medical Center, Aurora, Colorado; to provide responsive regional health promotion and preventive medicine support across the U.S. There are also two CHPPM overseas commands in Landstuhl, Germany and Camp Zama, Japan who contribute to the success of CHPPM's increasing global mission. As CHPPM moves into the 21st Century, new programs relating to fitness, health promotion, wellness, and disease surveillance are being added. As always, CHPPM stands firm in its commitment to Army readiness. It is an organization proud of its fine history, yet equally excited about its challenging future.*

**REPORT DOCUMENTATION PAGE**

*Form Approved*  
OMB No. 0704-0188

The public reporting burden for this collection of information is estimated to average 1 hour per response, including the time for reviewing instructions, searching existing data sources, gathering and maintaining the data needed, and completing and reviewing the collection of information. Send comments regarding this burden estimate or any other aspect of this collection of information, including suggestions for reducing the burden, to Department of Defense, Washington Headquarters Services, Directorate for Information Operations and Reports (0704-0188), 1215 Jefferson Davis Highway, Suite 1204, Arlington, VA 22202-4302. Respondents should be aware that notwithstanding any other provision of law, no person shall be subject to any penalty for failing to comply with a collection of information if it does not display a currently valid OMB control number.

**PLEASE DO NOT RETURN YOUR FORM TO THE ABOVE ADDRESS.**

<b>1. REPORT DATE (DD-MM-YYYY)</b> 06/15/2001	<b>2. REPORT TYPE</b> Technical Report	<b>3. DATES COVERED (From - To)</b> March 1999-August 2001
--	---	---

<b>4. TITLE AND SUBTITLE</b> Training Munitions Health Risk Assessment No.39-EJ-1485-00 Residential Exposure from Inhalation of the Air Emissions from the M1911 .45 Caliber Ball Cartridge, Department of Defense Identification Code: A475	<b>5a. CONTRACT NUMBER</b>
	<b>5b. GRANT NUMBER</b>
	<b>5c. PROGRAM ELEMENT NUMBER</b>

<b>6. AUTHOR(S)</b> Stafford D.F.R.Coakley, Laura Peters	<b>5d. PROJECT NUMBER</b>
	<b>5e. TASK NUMBER</b>
	<b>5f. WORK UNIT NUMBER</b>

<b>7. PERFORMING ORGANIZATION NAME(S) AND ADDRESS(ES)</b> U.S. Army Center for Health Promotion and Preventive Medicine 5158 Blackhawk Road Aberdeen Proving Ground, Maryland 21010-5422	<b>8. PERFORMING ORGANIZATION REPORT NUMBER</b>  Risk Assessment # 39-EJ-1485-00
---	--

<b>9. SPONSORING/MONITORING AGENCY NAME(S) AND ADDRESS(ES)</b> U.S. Army Environmental Center ATTN: SFIM-AEC-PC Aberdeen Proving Ground, MD 21010-5401	<b>10. SPONSOR/MONITOR'S ACRONYM(S)</b> USAEC
	<b>11. SPONSOR/MONITOR'S REPORT NUMBER(S)</b> SFIM-AEC-PC-CR-200144

**12. DISTRIBUTION/AVAILABILITY STATEMENT**  
Distribution Unlimited

**13. SUPPLEMENTARY NOTES**  
Point of Contact: Tamera Rush 410-436-6849

**14. ABSTRACT**  
This assessment evaluated the potential for human health effects to offsite residents breathing air emissions following use of the M1911 .45 Caliber Ball Cartridge. This document present the evaluation of the potential for adverse human health effects to the offsite residents breathing air emissions following the use of military firing ranges during training exercises. Study results showed no potential for health risks to the hypothetical resident from inhalation of air emissions from the .45 Caliber Cartridge. To conduct this study, air emissions from the .45 Caliber Ball Cartridge were collected in a test chamber ( at Aberdeen Test Center, Aberdeen, MD). This information was then used in an air dispersion model to determine ambient air concentrations at a location downwind from the site where the item was activated. Modeled air concentrations were combined with exposure information to estimate the amount of substances the hypothetical resident breathes. This intake was combined with the substance's health information, to determine if there is a potential for health risks from inhjalation of these substances. The health risk included both long-term and short term exposures to the modeled substance concentrations. Study results showed no potential for helath risks from inhalation of air emissions from the .45 Caliber Ball Cartridge

**15. SUBJECT TERMS**  
emissions, aberdeen test center, characterization, health risk, munitions, firing point,

<b>16. SECURITY CLASSIFICATION OF:</b>			<b>17. LIMITATION OF ABSTRACT</b>  UU	<b>18. NUMBER OF PAGES</b>	<b>19a. NAME OF RESPONSIBLE PERSON</b> Tamera Rush
a. REPORT U	b. ABSTRACT U	c. THIS PAGE U			<b>19b. TELEPHONE NUMBER (Include area code)</b> 410-436-6849



REPLY TO  
ATTENTION OF

DEPARTMENT OF THE ARMY  
U.S. ARMY CENTER FOR HEALTH PROMOTION AND PREVENTIVE MEDICINE  
5158 BLACKHAWK ROAD  
ABERDEEN PROVING GROUND, MARYLAND 21010-5403

MCHB-TS-EHR

TRAINING MUNITIONS HEALTH RISK ASSESSMENT NO. 39-EJ-1485-00  
RESIDENTIAL EXPOSURE FROM INHALATION OF AIR EMISSIONS  
FROM THE M1911 .45 CALIBER BALL CARTRIDGE

**EXECUTIVE SUMMARY**

---

This assessment evaluated the potential for human health effects to offsite residents breathing air emissions following use of the M1911 .45 Caliber Ball Cartridge (M1911) during training exercises.

To conduct this assessment, air emissions from the M1911 were collected in a test chamber at the U.S. Army Aberdeen Test Center, Maryland. The data collected from the Firing Point Emission Study provided the amount and types of substances released from the M1911. This information was then used in an air dispersion model to determine ambient air concentrations at a location 100 meters (328 feet) downwind from a site where the M1911 may be used. Since the training facility in this assessment is hypothetical, the air model used assumptions that provided conservative estimates of air concentrations.

Modeled air concentrations were combined with exposure information (e.g., number of cartridges used per year) to estimate the amount of each substance the hypothetical offsite resident breathes. This estimate was then compared with the substance's health based screening level, which was obtained from agencies such as the U.S. Environmental Protection Agency, to determine if there is a potential for health effects from inhalation of these substances.

The health risk assessment included both long-term (30 years) and short-term (15-minute or 1-hour) exposures to modeled substance concentrations. Assessment results, generated using conservative methods, showed that the hypothetical offsite resident breathing air as close as 100 meters from the M1911 firing location is safe from these emissions. It should be noted that at most training installations, training areas are over 1,000 meters (over half a mile) away from populated areas.

*Readiness thru Health*

# TABLE OF CONTENTS

1. PURPOSE .....	1
2. AUTHORITY .....	1
3. REFERENCES .....	1
4. BACKGROUND .....	1
4.1 CARTRIDGES AND THEIR USE .....	1
4.2 WHAT IS THE M1911? .....	1
4.3 USE OF THE M1911 .....	1
4.4 ASSESSMENT SUMMARY .....	2
5. DATA COLLECTION AND AIR MODELING .....	3
5.1 EMISSION FACTORS .....	3
5.2 BACKGROUND AND DESCRIPTION .....	3
5.3 MODEL ASSUMPTIONS .....	3
5.4 GENERAL METHODOLOGY .....	5
5.5 USE OF MODEL OUTPUT .....	5
5.6 DETERMINATION OF SUBSTANCE-SPECIFIC EMISSION RATES .....	5
6. RISK ASSESSMENT .....	7
6.1 EXPOSURE ASSESSMENT .....	7
6.2 TIME-AVERAGING .....	7
6.3 TOXICITY ASSESSMENT .....	10
7. RISK CHARACTERIZATION .....	14
7.1 CHRONIC HEALTH RISK .....	14
7.2 ACUTE HEALTH RISK .....	14
7.3 FACT SHEET .....	14
8. UNCERTAINTY DISCUSSION .....	14
9. CONCLUSION .....	16
10. RECOMMENDATIONS .....	16
11. POINT OF CONTACT .....	17

## LIST OF APPENDICES

REFERENCES .....	APPENDIX A
AIR DISPERSION MODELING OUTPUT DATA .....	APPENDIX B
HEALTH-BASED SCREENING LEVELS AND ACUTE TOXICITY VALUES .....	APPENDIX C
RISK ASSESSMENT DATA .....	APPENDIX D
FACT SHEET SUBMITTED TO THE U.S. ARMY ENVIRONMENTAL CENTER.....	APPENDIX E

## LIST OF TABLES

TABLE 1 – SOURCE PARAMETERS .....	4
TABLE 2 – WORST-CASE METEOROLOGICAL PARAMETERS.....	5
TABLE 3 – AIR MODEL INPUT PARAMETERS .....	5
TABLE 4 – FREQUENCY OF USE FOR THE M1911.....	7
TABLE 5 – EXPOSURE PARAMETERS USED TO DETERMINE TIME-AVERAGED CHRONIC AIR CONCENTRATIONS .....	8
TABLE 6 – SUMMARY OF RfCs USED FOR PETROLEUM HYDROCARBONS .....	12
TABLE 7– TYPES OF UNCERTAINTY .....	15

## LIST OF ACRONYMS

AEC	U.S. Army Environmental Center
AEGL	Acute Exposure Guideline Levels
AIHA	American Industrial Hygiene Association
ATC	U.S. Army Aberdeen Test Center
ATV	Acute Toxicity Value
DOE	U.S. Department of Energy
DODIC	Department of Defense Identification Code
EPA	U.S. Environmental Protection Agency
ERPG	Emergency Response Planning Guidelines
HBSL	Health-Based Screening Level
INPUFF	Integrated PUFF Model
NAAQS	National Ambient Air Quality Standards
NEW	Net Explosive Weight
OEL	Occupational Exposure Limit
PM <sub>2.5</sub>	Particulate Matter under 2.5 microns in size
PM <sub>10</sub>	Particulate Matter under 10 microns in size
PRG	Preliminary Remediation Goals
RBC	Risk-Based Concentration
RfC	Reference Concentration
TEEL	Temporary Emergency Exposure Limits
TPH	Total Petroleum Hydrocarbons
TSP	Total Suspended Particulates
USACHPPM	U.S. Army Center for Health Promotion and Preventive Medicine

TRAINING MUNITIONS HEALTH RISK ASSESSMENT NO. 39-EJ-1485-00  
RESIDENTIAL EXPOSURE FROM INHALATION OF AIR EMISSIONS FROM THE  
M1911 .45 CALIBER BALL CARTRIDGE

1. PURPOSE

This document presents the assessment of the potential for human health effects to offsite residents breathing air emissions following use of the M1911 .45 Caliber Ball Cartridge (M1911) on firing ranges during training exercises.

2. AUTHORITY

Memorandum, U.S. Army Environmental Center, 4 June 1999, Subject: Pyrotechnics Risk Assessment.

3. REFERENCES

See Appendix A for a list of references.

4. BACKGROUND

4.1 CARTRIDGES AND THEIR USE

Cartridges are cases that contain a primer, propelling charge, and projectile. The primer is needed to activate the propelling charge, which provides the force to send the projectile to a target. Examples of projectiles include bullets, rockets, and missiles. Cartridges are also referred to as "rounds" and are fired from weapons such as pistols or rifles.

4.2 WHAT IS THE M1911?

The M1911 is a ball cartridge is used in training and combat. The M1911 does not have any notable markings and can be identified by its plain bullet tip. The M1911 consists of a cartridge case and bullet. Each M1911 cartridge is a little longer than the diameter of a quarter (Reference 1).

The cartridge case is made of copper alloy and the bullet consists of a copper alloy jacket and a lead-antimony slug. The propelling charge is made primarily of nitrocellulose and nitroglycerin. Nitrocellulose is commonly used in furniture lacquers, printing inks, nail polish, and as a primary ingredient in smokeless propellants for military and commercial use. Nitroglycerin is a component in dynamite and is used for military and industrial purposes such as mining and demolition. Nitroglycerine is also used for medicinal purposes.

4.3 USE OF THE M1911

The M1911 is used with the M1911A1 pistol and the M3A1 submachine gun. The M1911A1 is a semiautomatic, single action pistol with a 7-round magazine. The

M3A1 is a fully-automatic machine gun with a 30-round magazine. Soldiers use the M1911 in training to learn the effective and proper use of weapons in preparation for combat.

#### 4.4 ASSESSMENT SUMMARY

The M1911 was evaluated using an approach consisting of two main parts: air dispersion modeling and exposure assessment, which are briefly discussed in the paragraphs below. Sections 5 through 7 present a discussion of the methodology used for this assessment.

Emissions data used in the air dispersion modeling were obtained from the Firing Point Emission Study, conducted by the U.S. Army Aberdeen Test Center (ATC), at Aberdeen Proving Ground, Maryland (Reference 2). This study was funded by the U.S. Army Environmental Center (AEC) with the purpose of identifying and quantifying emissions from weapons firing. Data from this study were generated by firing munitions in a test chamber using weapons that are representative of those used by the U.S. Army during training. Emissions data for the M1911 were generated by firing it from the M1911A1 pistol.

The emissions data for the M1911 was used with an atmospheric dispersion model to estimate the average concentrations that may be experienced by an offsite resident. Since this assessment is designed to provide results that would be applicable to most Army training facilities, the training area used in this assessment was a hypothetical one. While most training areas are at least 1,000 meters away from populated areas, as a conservative distance, it was initially assumed that a person could reside 100 meters downwind from the firing point (location where the machine gun is positioned). In addition, air-modeling parameters were selected to mimic worst-case conditions.

The exposure assessment included calculations of time-averaged concentrations for both long-term (chronic) and short-term (acute) exposures. For the purpose of this assessment, air concentrations were averaged over 30 years for chronic exposures and 1-hour or 15 minutes for acute exposures. Using a screening approach, a substance's estimated time-averaged air concentration was then compared to chronic health-based screening levels (HBSLs) established by the U.S. Environmental Protection Agency (EPA) or acute toxicity values (ATVs) established by selected agencies depending on the exposure duration (i.e., 30 years versus 1-hour or 15 minutes). The comparison was made using the ratio of the HBSL or ATV to the estimated air concentration for each of the substances evaluated. If this ratio was less than one, no further evaluation was needed. This approach is conservative because the exposure assumptions used by the agencies, to establish HBSLs and ATVs, are likely to overestimate the exposures experienced by offsite residents living near firing ranges. If the chronic or acute averaged concentrations ( $C_{\text{chronic}}$  and  $C_{\text{acute}}$ ) were greater than these screening levels, further analysis would be warranted to determine the potential for health effects. Note that concentrations greater than the screening levels do not indicate an onset of health effects, but rather the potential for such.

## 5. DATA COLLECTION AND AIR MODELING

### 5.1 EMISSION FACTORS

Emission factors, used to derive the air modeling emission rates used in this assessment, were generated from the Firing Point Emission Study conducted by ATC (Reference 2). This study identified and quantified air emissions from the firing of training munitions. The data included the net explosive weight (NEW), the substances sampled, and substance-specific emission factors. Emissions data from the Firing Point Emission Study are included in the first four columns of the table located in Appendix B.

### 5.2 BACKGROUND AND DESCRIPTION

Air dispersion models are available to mathematically simulate plume behavior and to estimate downwind concentrations of substances emitted from various sources. However, specific models are not available to determine the dispersion of emissions from munitions used during training. Estimating the magnitude and location of these concentrations depends on many factors including the amount and type of emissions, the behavior of the source, and meteorological conditions. Since a specific model is not available for modeling the use of munitions during training, the U.S. Army Center for Health Promotion and Preventive Medicine (USACHPPM) evaluated numerous air models to determine which would be suitable for use with munitions used during training. The USACHPPM recommended using the Integrated PUFF (INPUFF) model to estimate the dispersion of emissions from various munitions sources (Reference 3).

The INPUFF Model (Reference 4) was developed to simulate dispersion from instantaneous or semi-continuous point sources. This Gaussian-integrated puff model is capable of addressing a cloud type release over short periods of time, and computations can be performed for a single point source for multiple receptors. The algorithms used to calculate concentrations assume a vertically uniform wind direction (with no chemical reaction) to compute the contribution of each cloud at a receptor for each time step/interval.

### 5.3 MODEL ASSUMPTIONS

Some assumptions were made to best represent the firing of the M1911 cartridges. These assumptions were as follows:

- Typically, with conventional point sources (such as incinerators), the cloud rise and formation are determined by characterizing flue gas exit velocity, temperature, and stack diameter. However, the M1911 are used in conjunction with pistols and submachine guns. For unconventional sources with no real physical stack dimensions, such as pistols, the stack height and diameter were assumed to equal the height of the barrel and the bore diameter, respectively. No exit velocity was used with this source because the emission rates generated from the test data were obtained from sampling a stabilized cloud with no exit velocity. Table 1 includes the source parameters used to model the M1911.

**TABLE 1: SOURCE PARAMETERS**

Parameter	Model Input
Source/Stack Diameter	0.009 meters
Source/Stack Height	1 meter
Source Exit Temperature	298.15 degrees Kelvin (°K) (or 77 °F)
Exit Velocity	0 meters/second
Initial horizontal dispersion coefficient ( $\sigma_y$ )	0.87 meters
Initial vertical dispersion coefficient ( $\sigma_z$ )	1.07 meters

- Initial cloud dimensions are preferred to model the air emissions from these types of releases. Typically, these dimensions are used to define the initial horizontal and vertical dispersion values ( $\sigma_y$  and  $\sigma_z$ ) of the released cloud. However, this information was not measured during the studies at the ATC; therefore, the cloud dimensions were based on the test chamber dimensions and the volume of air sampled. By assuming an elliptical cloud with the prevailing wind direction being perpendicular to the pistol when fired, the test chamber's radius would be equal to the initial vertical dispersion ( $\sigma_z$ ), and the initial horizontal dispersion ( $\sigma_y$ ), would be equal to one half the length of the test chamber. The cloud exit temperature was assumed to be equal to the test chamber temperature.
- For the purposes of this assessment, a hypothetical offsite resident was assumed to be located 100 meters directly downwind from the source. The meander of the cloud is a major factor when estimating concentrations at given locations downwind from the source. Assuming that the resident is directly downwind from the source is the same as assuming that there is no cloud meander and the center of the cloud migrates directly over the hypothetical offsite resident. This assumption provides the most conservative modeled concentrations.
- Since this assessment does not look at a specific training site, generic, worst-case meteorological data were used. To determine the worst-case meteorological conditions that would result in the highest air emission concentrations, the modeling was performed using the U.S. Environmental Protection Agency (EPA) Risk Management Program Guidance (Reference 5). This guidance includes tables for estimating the footprint of chemical releases and is intended to inform emergency responders of potential accidental releases. The EPA has defined most default conditions for meteorological modeling parameters. Table 2 lists the meteorological parameters that were used in the air model.

**TABLE 2: WORST-CASE METEOROLOGICAL PARAMETERS**

Parameter	Input Value
Wind Speed	1 meter/second
Atmospheric Stability	Category F
Wind Direction	270°
Ambient Temperature	293 degrees Kelvin (°K) (or 68 °F)

#### 5.4 GENERAL METHODOLOGY

The model was run for a total calculation time of 200 seconds to ensure that the total mass of the cloud had passed the hypothetical resident location. Concentrations were calculated every 2 seconds. The model results indicated that the initial cloud reached the hypothetical offsite resident within 80 seconds and dissipated below the lowest concentration the model calculated, which in this instance ( $1 \times 10^{-11} \text{ g/m}^3$ ) occurred within 138 seconds. Table 3 contains the air model input parameters used in this assessment.

**TABLE 3: AIR MODEL INPUT PARAMETERS**

Parameter	Input Value
Number of meteorological periods (NTIME)	1
Duration of each meteorological period (ITIME)	200 seconds
Number of updates to the source (NSRCDS)	100
Duration/time step between each source update (ISUPDT)	2 seconds
Total time modeled/Simulation Period (NTIME) (ITIME)= (NSRCDS) (ISUPDT)	200 seconds

#### 5.5 USE OF MODEL OUTPUT

The concentrations provided by the INPUFF model were based on a unit emission rate ( $ER_{\text{unit}}$ ) of 1 gram/second from an emission source, and did not represent any substance-specific concentrations from the use of any weapons system. This unit emission rate is typically used for ease of modeling purposes. The relationship between the emission rate and predicted concentration is linear. Therefore, the ratio of the predicted concentration to the unit emission rate was multiplied by each substance-specific emission rate to provide substance-specific concentrations.

#### 5.6 DETERMINATION OF SUBSTANCE-SPECIFIC EMISSION RATES

The actual substance emission rate for one item ( $ER_1$ ) for each substance was calculated using Equation 1. Example 1 contains a sample calculation using this equation.

$$ER_1 = \frac{EF \cdot CV}{t} \quad \text{Equation 1}$$

Where:

- $ER_1$  = emission rate for one item (g/item)/sec
- $EF$  = average adjusted emission factor (lb/item)
- $CV$  = conversion factor (453.59 g/lb)
- $t$  = release duration obtained from the INPUFF model (sec)

**Example 1**  
**Sample Calculation Using Equation 1:**

$$ER_1 = \frac{(4.21E-08)(453.59)}{(2)}$$

$$= 9.539E-06 \text{ g/sec/item}$$

Calculation provided for acrolein. Appendix B provides the average adjusted emission factor (EF) of acrolein in lb/item.

Substance-specific ambient concentrations for one item (CONC) were calculated using Equation 2. A sample calculation using this equation is provided in Example 2. Appendix B contains the estimated air concentrations.

$$CONC = ER_1 \cdot \frac{UC}{ER_{unit}} \quad \text{Equation 2}$$

Where:

- CONC = substance concentration based on one item (g/m<sup>3</sup>)
- $ER_1$  = emission rate for one item (g/sec)
- $ER_{unit}$  = unit emission rate as used in the model (g/sec)
- UC = concentration based on the unit emission rate (g/m<sup>3</sup>)

**Example 2**  
**Sample Calculation Using Equation 2:**

$$CONC = (9.539E - 06) \frac{(2.061E - 04)}{(1)}$$
$$= 1.966 E-09 \text{ g/m}^3$$

Calculation provided for acrolein.

## 6. RISK ASSESSMENT

### 6.1 EXPOSURE ASSUMPTIONS

Exposure assumptions were selected using a typical use scenario for the M1911. The typical use scenario was provided by the U.S. Army Environmental Center (AEC) and is based on consultation with their senior training advisor (References 6, 7). The frequency of use for the M1911 was required to determine how much substance an offsite resident would be exposed to in the time period of interest (i.e., acute or chronic exposure). Table 4 summarizes the general use scenario for the M1911.

**TABLE 4: FREQUENCY OF USE FOR THE M1911**

Parameter	Value Used
Number of cartridges used per year	1,000
Maximum number of cartridges used in 1-hour	20

### 6.2 TIME-AVERAGING

For the chronic assessment, time-averaged concentrations were calculated by assuming that the hypothetical offsite resident would be exposed for 30 years. This is consistent with the exposure duration used by the EPA, which assumes that the resident spends 30 years at the same residence. By using the same exposure duration, the estimated time-averaged concentrations could be compared with their respective HBSLs, which are derived using standard EPA default assumptions.

Using the default residence time established by the EPA, the assumption was made that someone could be exposed to air emissions from 1,000 cartridges per year for 30 years. Table 5 lists the exposure parameters used to estimate concentrations for the chronic assessment. These parameters are based on the typical use scenario provided by AEC (Table 4) and the assumptions used in the air model run.

**TABLE 5: EXPOSURE PARAMETERS USED TO DETERMINE TIME-AVERAGED CHRONIC AIR CONCENTRATIONS**

Exposure Parameter	Value Used
Exposure Time (ET <sub>ctg</sub> )	3.333 min/cartridge <sup>1</sup>
Exposure Frequency (EF <sub>ctg</sub> )	1,000 cartridges/year
Exposure Duration (ED)	30 years <sup>2</sup>
<sup>1</sup> Based on the total model time of 200 seconds (3.33 minutes) used in the air model run.	
<sup>2</sup> EPA default value.	

Chronic averaged concentrations were calculated using Equation 4. Example 4 shows how this calculation was performed, using the acrolein concentration from the M1911 as an example. Since acrolein is classified as a noncarcinogen, the averaging time (AT) is the same as the exposure duration.

$$C_{chronic} = \frac{CONC \cdot 10^6 \cdot ET_{ctg} \cdot EF_{ctg} \cdot ED}{525,600 \cdot AT} \quad \text{Equation 4}$$

Where:

- $C_{chronic}$  = average chronic concentration ( $\mu\text{g}/\text{m}^3$ )
- CONC = average modeled concentration for one cartridge ( $\text{g}/\text{m}^3$ )
- $10^6$  = unit conversion ( $\mu\text{g}/\text{g}$ )
- $ET_{ctg}$  = exposure time per cartridge (minutes/cartridge)
- $EF_{ctg}$  = exposure frequency (cartridges/year)
- ED = exposure duration (years)
- 525,600 = unit conversion (minutes/year)
- AT = averaging time (years)  
(carcinogenic endpoint: AT = 70 years  
noncarcinogenic endpoint: AT = ED)

**Example 4  
Sample Calculation Using Equation 4:**

$$C_{chronic(acrolein)} = \frac{(1.966E-09)(10^6)(3.333)(1,000)(30)}{(525,600)(30)}$$

$$= 1.25E-05 \mu\text{g}/\text{m}^3$$

The average modeled concentration for one cartridge (CONC) was obtained from Appendix B. The exposure parameters were obtained from Table 5.

Unlike the chronic assessment, only limited guidance for evaluating acute exposures is currently available. Since many cartridges may be fired in a short period of time, acute exposures cannot be overlooked. For the purpose of this assessment, acute exposure is defined as a 1-hour or 15-minute exposure. The 1-hour or 15-minute acute exposure averaging times allow for comparison with guidelines developed specifically for emergency planning purposes (see discussion on acute toxicity below).

The exposure frequency is based on the number of cartridges used per 1-hour or 15 minutes depending on the guideline used for comparison. This information is based on the use scenario provided by the AEC (Table 4). To estimate air concentrations for potential acute health impacts, it was conservatively assumed that 20 M1911 are fired in 1- hour. The average acute concentrations were computed using Equation 5. Example 5 contains a sample calculation of this equation using the M1911. Acrolein is used as the example substance.

$$C_{acute} = \frac{CONC \cdot 10^6 \cdot ET_{ctg} \cdot EF_{ctg}}{60} \quad \text{Equation 5}$$

Where:

- $C_{acute}$  = average acute concentration ( $\mu\text{g}/\text{m}^3$ )
- CONC = average modeled concentration for one cartridge ( $\text{g}/\text{m}^3$ )
- $10^6$  = unit conversion ( $\mu\text{g}/\text{g}$ )
- $ET_{ctg}$  = exposure time per cartridge (minutes/cartridge)
- $EF_{ctg}$  = exposure frequency (cartridges/hour)\*
- 60 = unit conversion (minutes/hour)

\* Based on 1-hour or 15 minute (0.25 hour) ATV

**Example 5**  
**Sample Calculation Using Equation 5:**

$$C_{acute(acrolein)} = \frac{(1.966E-09)(10^6)(3.333)(20)}{60}$$

$$= 2.18E-03 \mu\text{g}/\text{m}^3$$

The average modeled concentration for one cartridge (CONC) for acrolein was obtained from Appendix B. See Appendix C to determine the acute toxicity value used.

## 6.3 TOXICITY ASSESSMENT

The potential for health effects was determined by comparing time-averaged air concentrations to health-based screening levels, which are developed from a substance's known toxicity. These toxicity values typically include different levels of safety factors depending on the level of confidence of the critical study. Appendix C contains a table of screening levels used for the chronic and acute assessments.

### 6.3.1 CHRONIC ASSESSMENT

The chronic assessment was conducted using a screening approach. Using this method, a substance's estimated time-averaged air concentration was compared to its HBSL. If this ratio was less than one, no further analysis was needed. This approach is conservative because the exposure assumptions used by the EPA, to establish HBSLs, assume that the resident is exposed for 350 days per year (assuming 2 weeks vacation per year). In contrast, exposure to air emissions from actual training activities at a firing range is intermittent and is not likely to occur on a daily basis year round.

A hierarchy of sources was developed for selection of the HBSLs to quantitatively evaluate as many of the identified substances as possible. The hierarchy of sources used was as follows:

- Clean Air Act, EPA National Ambient Air Quality Standards (NAAQS) (Reference 10)
- EPA Region 9 Preliminary Remediation Goals (PRGs) (Reference 10)
- EPA Region 3 Risk-Based Concentrations (RBCs) (Reference 9)

Some substances have neither PRGs nor RBCs because they have their own set of regulatory standards. Under the Clean Air Act, the EPA is required to establish NAAQS for several substances considered harmful to public health and the environment. Currently, NAAQS are available for seven substances. The NAAQS for the longer averaging time were used for the chronic assessment. Depending on the substance, this can range from an 8-hour average to an annual average. In addition, since the majority of the measured total suspended particulates (TSP) were PM<sub>10</sub> (particulate matter under 10 microns in size) (Reference 2), the NAAQS for PM<sub>10</sub> was used to evaluate the potential for health effects from exposure to TSP.

Next on the hierarchy, after the NAAQS, are the EPA Region 9 PRGs and the EPA Region 3 RBCs. Since the methodology used by EPA Region 9 to develop the PRGs generally results in lower values than the EPA Region 3 RBCs, the PRGs were first on the hierarchy of sources. RBCs were used when a PRG was not available. To ensure that the most recent information was used, the Internet sites of both EPA Regions were checked. The HBSLs used for this assessment are presented in Appendix C.

Although the general approach used by both EPA Region 3 and Region 9 is the same, the exposure assumptions differ enough so that final recommended values

can vary to a certain degree. In both methods, a substance's screening concentration was selected using the toxicity endpoint that derives a lower concentration. For example, if a substance has a known systemic toxicity and is a carcinogen, the screening concentration was calculated using both toxicity values. To maintain a conservative approach, EPA then selected the lower screening concentration as the recommended PRG or RBC.

Example 6 shows a sample calculation of how a substance's estimated chronic concentration was compared to its HBSL using acrolein concentration.

**Example 6**  
**Sample Calculation Comparing a Substance's Estimated Chronic Concentration to Its HBSL:**

$$\frac{C_{\text{chronic(acrolein)}}}{\text{HBSL}} = \frac{1.25\text{E} - 05}{2.09\text{E} - 02}$$
$$= 5.98\text{E}-04 < 1$$

In this case, the resulting ratio is less than one, indicating further evaluation is not necessary.

Many petroleum hydrocarbons were detected but do not have specific screening levels. Therefore, the approach recommended by the Total Petroleum Hydrocarbon Criteria Working Group (Reference 11) was adopted to evaluate petroleum hydrocarbon mixtures. Based on the working group's assessment of various hydrocarbons, it was recommended that mixtures be separated according to a substance's number of carbons and its chemical class (i.e., aliphatic or aromatic<sup>1</sup>). Generally, as a substance's carbon number increases, its molecular weight increases, and it is, therefore, not a substance of concern via inhalation. The working group also concluded that aromatic hydrocarbons tend to be more toxic than aliphatic hydrocarbons (Reference 11). Table 6 tabulates the inhalation toxicity values used to evaluate exposure to petroleum mixtures. To be consistent with the methodology used in this assessment, the reference concentrations (RfCs) were converted to PRGs using Region 9 exposure assumptions. The resulting PRGs were used as the HBSLs for the petroleum hydrocarbons in this assessment. These values are presented in Appendix D.

<sup>1</sup> Aliphatic hydrocarbons are hydrocarbons in which the carbon atoms are joined by single covalent bonds consisting of two shared electrons (e.g., butane). Aromatic hydrocarbons have ring structures (e.g., benzene) (Reference 12).

**TABLE 6: SUMMARY OF RfCs USED FOR PETROLEUM HYDROCARBONS<sup>1</sup>**

Carbon Range	Aromatic Inhalation RfC (mg/m <sup>3</sup> )	Aliphatic Inhalation RfC (mg/m <sup>3</sup> )
C <sub>5</sub> – C <sub>6</sub> C <sub>&gt;6</sub> – C <sub>8</sub>		18.4
C <sub>&gt;7</sub> – C <sub>8</sub>	0.4	
C <sub>&gt;8</sub> – C <sub>10</sub> C <sub>&gt;10</sub> – C <sub>12</sub> C <sub>&gt;12</sub> – C <sub>16</sub>	0.2	1.0
C <sub>&gt;16</sub> – C <sub>21</sub> C <sub>&gt;21</sub> – C <sub>35</sub>	NA	NA

<sup>1</sup>Reference 11

NA = not applicable for high molecular weight total petroleum hydrocarbons (C<sub>>16</sub>) because substances in this carbon range are not volatile and therefore, inhalation is not a pathway of concern.

### 6.3.2 ACUTE ASSESSMENT

An established method for assessing acute health effects is not currently available. In 1995 the EPA recognized the need for acute exposure guidelines for emergency response purposes and created the National Advisory Committee for Acute Exposure Guideline Levels (AEGLs) for Hazardous Substances. Currently, AEGLs are available for only a few substances.

To overcome the unavailability of acute toxicity data, several state regulatory agencies have suggested that guidelines developed for emergency purposes be used in the interim. Although suggestions have been made to use occupational exposure limits (OELs) by applying additional safety factors (References 13, 14), OELs were not used in this assessment because they introduce even more uncertainty than the use of emergency guidelines. The OELs are designed to protect the workplace environment and assume 8 hours a day, 5 days a week exposures. By definition, these exposures are more chronic than acute.

In comparison, emergency planning guidelines are more appropriate because they are typically developed for exposures of 1-hour or less. In addition, safety factors are included as part of the guideline development so that the values would be protective of the general population.

Emergency Response Planning Guidelines (ERPGs) published by the American Industrial Hygiene Association (AIHA) (Reference 15) and the Temporary Emergency Exposure Limits (TEELs) developed by the U.S. Department of Energy (DOE) (Reference 16) were used for this assessment, specifically the ERPG-1s and the TEEL-1s. Since TEEL-1s are intended for exposures up to 15-minutes, air concentrations compared to TEELs were averaged over a 15-minute period. Air concentrations compared to ERPGs and AEGLs were averaged over 1-hour, as these values are intended for 1-hour exposures.

For this study, the hierarchy of sources for ATV selection was as follows with each ATV defined below:

- EPA AEGL-1. "AEGL-1 is the airborne concentration of a substance above which it is predicted that the general population, including susceptible individuals, could experience notable discomfort, irritation, or certain asymptomatic, nonsensory effects. However, the effects are not disabling and are transient and reversible upon cessation of exposure."
- AIHA ERPG-1. "The maximum concentration in air below which it is believed nearly all individuals could be exposed for up to 1- hour without experiencing other than mild transient adverse health effects or perceiving a clearly defined objectionable odor."
- DOE TEEL-1. "The maximum concentration in air below which it is believed nearly all individuals could be exposed without experiencing other than mild transient adverse health effects or perceiving a clearly defined objectionable odor."

AEGLs were used first when available since they are developed specifically for the purpose of acute exposure assessments. The ERPGs were selected next, prior to a substance's TEEL, because they are vigorously reviewed before they are published whereas the TEELs are not.

Example 7 shows a sample calculation of how a substance's estimated acute concentration was compared to its ATV.

**Example 7**  
**Sample Calculation of Comparing a Substance's Estimated Acute Concentration to Its Acute Toxicity Value:**

$$\frac{C_{acute(acrolein)}}{ATV} = \frac{2.18E - 03}{2.30E + 02}$$
$$= 9.50E-06 < 1$$

In this example with acrolein, the ratio is less than one, indicating that further analysis is not necessary.

## 7. RISK CHARACTERIZATION

As previously described, the exposure assessment included calculations of time-averaged concentrations for both long-term (chronic) and short-term (acute) exposures. Using a screening approach, a substance's estimated time-averaged air concentration was then compared to chronic HBSLs or ATVs. The comparison was made using the ratio of the HBSL or ATV to the estimated concentration. This approach is conservative because the exposure assumptions used by the EPA, to establish HBSLs and ATVs, are likely to overestimate the exposures experienced by offsite residents living near firing ranges.

If this ratio was less than one, no further evaluation was needed. If the chronic or acute averaged concentrations ( $C_{\text{chronic}}$  and  $C_{\text{acute}}$ ) were greater than the screening levels, resulting in a ratio greater than one, further evaluation would be warranted to determine the potential for health effects. Note that concentrations greater than the screening levels do not indicate an onset of health effects, but rather, the potential for such.

The chronic and acute assessments were conducted as outlined in Section 6.3. Appendix D presents results from the M1911 risk characterization.

### 7.1 CHRONIC HEALTH RISK

The outcome of the chronic assessment indicated that no chronic health effects are expected from breathing the air emissions from the M1911. Since the ratios for all substances were below one, further evaluation was not needed.

### 7.2 ACUTE HEALTH RISK

For the acute assessment, all ratios were below one, indicating that no acute health effects are expected from breathing the air emissions from the M1911. The ratios for all substances were less than one, indicating further evaluation was not necessary.

### 7.3 FACT SHEET

Appendix E includes a copy of the fact sheet submitted to the AEC. The fact sheet uses the results from this assessment to address health concerns related to inhalation of M1911 air emissions.

## 8. UNCERTAINTY DISCUSSION

The limitations inherent in modeling and the added conservatism of the assessment contribute to the uncertainty of the assessment results. The risk assessment methodology typically includes safety factors that are embedded in the toxicity data to ensure adequate protection of the general population, particularly, susceptible individuals such as the sick, elderly, and children. Table 7 identifies areas of uncertainty associated with this assessment.

**TABLE 7: TYPES OF UNCERTAINTY**

Issue	Uncertainty	Direction of Effect
<b>Modeling</b>		
Modeled versus real-time sampling	The air concentrations in this assessment were modeled. Actual air concentrations taken from the field may be higher or lower.	Varies
Frequency of use for the M1911	Actual frequency of use for these munitions during training exercises may be different from those stated in this report.	Varies
Hypothetical offsite resident assumed to be located directly downwind	Unless the area around the training facility is populated, the chances that a person living directly downwind is low.	Overestimates
Use of worst-case meteorological conditions	To ensure that this assessment is applicable to most training areas, worst-case meteorological conditions were used in the air model.	Overestimates
<b>Exposure Assessment</b>		
Estimating time-averaged concentrations	Actual exposure from the M1911 is intermittent. If one were to plot a person's exposure profile, the plot would consist of a series of spikes. Since current risk assessment methodology does not allow the evaluation of the potential for health risks as a function of time, a single concentration, averaged over the exposure duration was used. In this assessment, the exposure durations used were 30 years and 1-hour or 15 minutes.	Varies
Comparing estimated concentration to established screening levels	The Region 3 and Region 9 HBSLs were developed using different exposure assumptions than those in this assessment, resulting in more conservative screening levels.	Overestimates
Comparing estimated concentrations to established screening levels	Comparison to screening levels does not account for possible cumulative effects of exposure to more than one substance.	Underestimates

**TABLE 7: TYPES OF UNCERTAINTY**

Issue	Uncertainty	Direction of Effect
Screening assessment versus calculating an average daily intake	Calculating an average daily intake allows the use of scenario-specific assumptions. However, unless the ratio of concentration to screening level approaches one, a screening assessment is useful as a first-cut evaluation.	Varies
Exposure to other munitions	Other munitions are typically used during the same training exercise. These items may contain similar or different substances from those detected in the M1911.	Underestimates
<b>Toxicity Assessment</b>		
Lack of toxicity data	Some substances were not quantitatively evaluated because they have no known toxicity data.	Underestimates
Modifying and uncertainty factors for toxicity data	Modifying factors and uncertainty factors of varying degree are typically applied to toxicological values. These factors are used to conservatively account for extrapolating from animal studies for human health evaluation, and to conservatively account for variation in human populations.	Overestimates

## 9. CONCLUSION

Using conservative assumptions, the assessment indicated that offsite residents who live as close as 100 meters directly downwind from the firing location are safe from breathing air emissions from the M1911. It is believed that the assumptions contained in this analysis are conservative enough to be protective of all the population including the sick, elderly, and children.

## 10. RECOMMENDATIONS


The results from this assessment are intended for a hypothetical training facility, and actual results may vary depending on site-specific conditions. This assessment used conservative assumptions (e.g., worst-case meteorological conditions, receptor located directly downwind, etc.) and it is believed that most site-specific analyses would result in even lower concentrations. Therefore, the results from this assessment should be applicable to most training facilities, unless site-specific conditions vary significantly.

## 10. POINT OF CONTACT


Questions about this report may be directed to Ms. Joleen Mobley at (800) 222-9698 (ext 2953) or (410) 436-2953.

PREPARED BY:

APPROVED BY:

  
for LAURA L. PETERS  
Environmental Engineer  
Environmental Health Risk Assessment

  
DAVID L. DAUGHDRILL  
Program Manager  
Environmental Health Risk Assessment

  
STAFFORD D.F.R. COAKLEY  
Environmental Engineer  
Environmental Health Risk Assessment

APPENDIX A  
REFERENCES

1. U.S. Army (1994). *Technical Manual, Army Ammunition Data Sheets for Small Caliber Ammunition*. TM-43-0001-27.
2. U.S. Army. Email communication between Ms. Tamera Clark-Rush, AEC, and Ms. Hsieng-Ye Chang, USACHPPM. Subject: Electronic copy of Firing Point Emission Study Series 3 Emission Factors, 16 August 2000.
3. USACHPPM (Aug 2000). *Ambient Air Quality Consultation NO. 43-EL-1485-00 Air Dispersion Modeling Evaluation For Military Munitions*, Aberdeen Proving Ground, MD.
4. Bowman Environmental, Inc. (1999). *INPUFF2, Multiple Source Integrated Puff Model*, Version 4.1.
5. Title 40, Code of Federal Regulations, Part 68 (40 CFR 68), Chemical Accident Prevention Provisions, 1 July 1998.
6. U.S. Army. Email communication between Ms. Tamera Clark-Rush, AEC, and Ms. Hsieng-Ye Chang, USACHPPM. Subject: Scenario (Small Caliber Ammunition), 12 September 2000.
7. Army Training Evaluation Protocol (ARTEP) 7-20-MTP, *Mission Training Plan for the Infantry Battalion*.
8. EPA (Oct 1999). *Region 3 Risk Based Concentration (RBC) Tables*. Available online at [www.epa.gov/reghwmd/risk/riskmenu.htm](http://www.epa.gov/reghwmd/risk/riskmenu.htm)
9. EPA (Nov. 2000). *Region 9 Preliminary Remediation Goals (PRG)*. Available online at [www.epa.gov/region09/waste/sfund/prg/index.html](http://www.epa.gov/region09/waste/sfund/prg/index.html)
10. EPA. *National Ambient Air Quality Standards*. Available online at <http://www.epa.gov/airprog/airs/criteria.html>
11. Total Petroleum Hydrocarbon Criteria Working Group (1997). *Development of Fraction Specific Reference Doses (RfDs) and Reference Concentrations (RfCs) for Total Petroleum Hydrocarbons (TPH)*, Volume 4. Amherst Scientific Publishers. Amherst, MA.
12. Manahan, Stanley (1994). *Environmental Chemistry*. Sixth edition. CRC Press, Inc. Boca Raton, FL.
13. U.S. Army (1996). *Final Screening Risk Assessment for the Anniston Chemical Agent Disposal Facility at the Anniston Army Depot, Alabama*. Revision No. 5. Prepared by the U.S. Army Center for Health Promotion and Preventive Medicine for the Program Manager for Chemical Demilitarization. Aberdeen Proving Ground, Maryland.

14. U.S. Army (1997). *Final Screening Risk Assessment for the Pine Bluff Chemical Agent Disposal Facility at the Pine Bluff Arsenal, Arkansas*. Revision No. 1. Prepared by the U.S. Army Center for Health Promotion and Preventive Medicine for the Program Manager for Chemical Demilitarization. Aberdeen Proving Ground, Maryland.

15. American Industrial Hygiene Association (AIHA) (1999). *Emergency Response Planning Guidelines*. AIHA Press, Fairfax, VA.

16. Department of Energy (1998). *Temporary Emergency Exposure Limits*, Revision 15. <http://www.scapa.bnl.gov>.

APPENDIX B

AIR DISPERSION MODELING OUTPUT DATA

Table B-1: Air Modeling Output Data for the Cartridge, .45 Caliber Ball, M1911

Compound	ATC Test Results and Emission Factors for the Cartridge, .45 caliber Ball, M1911 (fired from the M1911A1 Pisto)										No. of rounds (U)		round	
	Cartridge: .45 caliber Ball, M1911 (M1911A1)					Cartridge: .45 caliber Ball, M1911 (M1911A1)					2		seconds	
	Number of Items: Trial #1A =>		Daily Measured Background Concentration (mg/m <sup>3</sup> )		Average Adjusted Emission Factor (lb/ton)		Trial #2A =>		Average Adjusted Emission Factor (lb/ton)		Substance Concentration (grams/m <sup>3</sup> )		Substance Emission Rate (g/ton/sec)	
	Trial #1A Measured Actual Concentration (mg/m <sup>3</sup> )	Trial #2A Measured Actual Concentration (mg/m <sup>3</sup> )	Daily Measured Background Concentration (mg/m <sup>3</sup> )	Average Adjusted Emission Factor (lb/ton)	Trial #1A Measured Actual Concentration (mg/m <sup>3</sup> )	Trial #2A Measured Actual Concentration (mg/m <sup>3</sup> )	Daily Measured Background Concentration (mg/m <sup>3</sup> )	Average Adjusted Emission Factor (lb/ton)	Total Mass of Substance Emitted (grams/ton)	CONC	ER	2.081E-04	g/m <sup>3</sup> /(g/s)	
<b>Acid Gases</b>														
Hydrogen Fluoride	2.60E-01	2.20E-01	2.40E-01	ND	2.40E-01	2.40E-01	ND	ND	ND	ND	ND	ND	ND	
Hydrogen Chloride	2.50E-01	2.10E-01	2.30E-01	ND	2.30E-01	2.30E-01	ND	ND	ND	ND	ND	ND	ND	
Hydrogen Bromide	2.50E-01	2.10E-01	2.30E-01	ND	2.30E-01	2.30E-01	ND	ND	ND	ND	ND	ND	ND	
Nitric Acid	2.50E-01	2.10E-01	2.30E-01	ND	2.30E-01	2.30E-01	ND	ND	ND	ND	ND	ND	ND	
Phosphoric Acid	2.50E-01	2.10E-01	2.30E-01	ND	2.30E-01	2.30E-01	ND	ND	ND	ND	ND	ND	ND	
Sulfuric Acid	2.50E-01	2.10E-01	2.30E-01	ND	2.30E-01	2.30E-01	ND	ND	ND	ND	ND	ND	ND	
<b>Cyanide</b>														
Particulate Cyanide	1.20E-02	1.20E-02	1.20E-02	ND	1.20E-02	1.20E-02	ND	ND	ND	ND	ND	ND	ND	
Hydrogen Cyanide	9.60E-02	5.24E+00	1.30E-02	1.04E-06	1.30E-02	1.30E-02	1.04E-06	1.48E-03	4.708E-04	4.851E-08	2.354E-04			
<b>Particulates</b>														
Total Suspended Particulate	7.45E+01	8.67E+01	8.67E+01	NA	8.67E+01	8.67E+01	NA	3.39E-05	4.67E-02	1.512E-02	1.558E-06	7.360E-03		
Particulate Matter <10 microns	8.04E+01	1.03E+02	1.03E+02	NA	1.03E+02	1.03E+02	NA	3.79E-05	5.30E-02	1.718E-02	1.770E-06	8.589E-03		
Particulate Matter <2.5 microns	6.95E+01	8.67E+01	8.67E+01	NA	8.67E+01	8.67E+01	NA	3.22E-05	4.51E-02	1.461E-02	1.506E-06	7.307E-03		
<b>Metals</b>														
Aluminum	3.39E-01	5.43E-01	8.93E-02	1.47E-07	5.43E-01	8.93E-02	1.47E-07	2.06E-04	6.684E-05	6.887E-09	3.342E-05			
Antimony	6.31E+00	8.56E+00	1.54E-01	3.00E-06	8.56E+00	1.54E-01	3.00E-06	4.20E-03	1.362E-03	1.404E-07	6.811E-04			
Arsenic	1.28E-02	2.00E-02	1.42E-02	6.73E-09	2.00E-02	1.42E-02	6.73E-09	9.42E-06	3.052E-06	3.145E-10	1.526E-06			
Barium	3.31E+00	4.00E+00	5.69E-02	1.51E-06	4.00E+00	5.69E-02	1.51E-06	2.11E-03	6.851E-04	7.060E-08	3.426E-04			
Beryllium	5.13E-02	5.27E-02	5.69E-02	ND	5.27E-02	5.69E-02	ND	ND	ND	ND	ND	ND	ND	
Cadmium	5.13E-02	5.27E-02	5.69E-02	ND	5.27E-02	5.69E-02	ND	ND	ND	ND	ND	ND	ND	
Calcium	1.56E-01	1.93E-01	1.69E-01	9.61E-09	1.93E-01	1.69E-01	9.61E-09	1.35E-05	4.359E-06	4.492E-10	2.180E-06			
Chromium	5.13E-02	5.27E-02	5.69E-02	ND	5.27E-02	5.69E-02	ND	ND	ND	ND	ND	ND	ND	
Cobalt	5.13E-02	5.27E-02	5.69E-02	ND	5.27E-02	5.69E-02	ND	ND	ND	ND	ND	ND	ND	
Copper	3.31E+00	4.58E+00	8.33E-02	1.59E-06	4.58E+00	8.33E-02	1.59E-06	2.23E-03	7.221E-04	7.442E-08	3.611E-04			
Lead	2.64E+01	3.50E+01	5.69E-02	1.27E-05	3.50E+01	5.69E-02	1.27E-05	1.77E-02	5.740E-03	5.915E-07	2.870E-03			
Magnesium	5.13E-02	5.27E-02	5.69E-02	ND	5.27E-02	5.69E-02	ND	ND	ND	ND	ND	ND	ND	
Manganese	5.13E-02	5.27E-02	5.69E-02	ND	5.27E-02	5.69E-02	ND	ND	ND	ND	ND	ND	ND	
Nickel	5.13E-02	5.27E-02	5.69E-02	ND	5.27E-02	5.69E-02	ND	ND	ND	ND	ND	ND	ND	
Selenium	1.28E-02	1.28E-02	1.42E-02	ND	1.28E-02	1.42E-02	ND	ND	ND	ND	ND	ND	ND	
Silver	5.13E-02	5.27E-02	5.69E-02	ND	5.27E-02	5.69E-02	ND	ND	ND	ND	ND	ND	ND	
Thallium	5.13E-02	5.27E-02	5.69E-02	ND	5.27E-02	5.69E-02	ND	ND	ND	ND	ND	ND	ND	
Vanadium	5.13E-02	5.27E-02	5.69E-02	ND	5.27E-02	5.69E-02	ND	ND	ND	ND	ND	ND	ND	
Zinc	4.95E-01	7.03E-01	5.69E-02	2.46E-07	7.03E-01	5.69E-02	2.46E-07	3.45E-04	1.117E-04	1.151E-08	5.564E-05			
<b>TC-11 Carbohydis</b>														

Table B-1: Air Modeling Output Data for the Cartridge, .45 Caliber Ball, M1911

Compound	ATC Test Results and Emission Factors for the Cartridge, .45 caliber Ball, M1911 (fired from the M1911A1 pistol)										1 round	
	Cartridge: .45 caliber Ball, M1911 (M1911A1)										2 seconds	
	Number of Items: Trial #1A =>		35		Trial #2A =>		40		Substance Concentration (grams/m <sup>3</sup> )		Substance Emission Rate (g/item/sec)	
	Trial #1A Measured Actual Concentration (mg/m <sup>3</sup> )	Trial #2A Measured Actual Concentration (mg/m <sup>3</sup> )	Daily Measured Background Concentration (mg/m <sup>3</sup> )	Average Adjusted Emission Factor (lb/item)	Average Adjusted Emission Factor (lb/item)	Net Explosive Weight (NEW) per item (lbs)	Unit Concentration (g/m <sup>3</sup> )	Total Mass of Substance Emitted (grams/item)	Substance Concentration (grams/m <sup>3</sup> )	Substance Emission Rate (g/item/sec)	ER <sub>1</sub>	ER <sub>2</sub>
123789-HXCDD	5.85E-09	5.85E-09	7.27E-09	ND	ND	ND	ND	ND	ND	ND	ND	
1234678-HPCDD	1.20E-08	5.95E-09	6.87E-09	1.28E-15	1.80E-12	1.80E-12	5.823E-13	6.00E-17	2.812E-13	2.812E-13	2.812E-13	
OCDD	1.04E-07	6.71E-08	6.54E-08	1.19E-14	1.67E-11	1.67E-11	5.420E-12	5.685E-16	2.710E-12	2.710E-12	2.710E-12	
2378-TCDF	3.16E-09	3.16E-09	3.59E-09	ND	ND	ND	ND	ND	ND	ND	ND	
12378-PECDF	2.99E-09	3.04E-09	4.02E-09	ND	ND	ND	ND	ND	ND	ND	ND	
23478-PECDF	1.94E-09	2.01E-09	2.23E-09	ND	ND	ND	ND	ND	ND	ND	ND	
123478-HXCDF	2.80E-09	2.65E-09	3.21E-09	1.14E-15	1.59E-12	1.59E-12	5.153E-13	5.310E-17	2.576E-13	2.576E-13	2.576E-13	
123678-HXCDF	2.54E-09	2.75E-09	3.35E-09	ND	ND	ND	ND	ND	ND	ND	ND	
123789-HXGDF	2.11E-09	2.22E-09	2.87E-09	ND	ND	ND	ND	ND	ND	ND	ND	
234678-HXGDF	1.76E-09	1.92E-09	2.33E-09	ND	ND	ND	ND	ND	ND	ND	ND	
1234678-HPCDF	3.12E-09	1.16E-09	2.01E-09	9.17E-16	1.28E-12	1.28E-12	4.158E-13	4.285E-17	2.079E-13	2.079E-13	2.079E-13	
1234789-HPCDF	4.05E-09	5.36E-09	5.27E-09	ND	ND	ND	ND	ND	ND	ND	ND	
OCDF	8.01E-09	3.57E-09	5.43E-09	2.47E-15	3.45E-12	3.45E-12	1.119E-12	1.154E-16	5.597E-13	5.597E-13	5.597E-13	
<b>Permanent Gases</b>												
Ammonia (NH3)	3.50E+00	3.50E+00	NA	1.21E-06	1.69E-03	1.69E-03	5.478E-04	5.645E-08	2.739E-04	2.739E-04	2.739E-04	
Carbon Dioxide (CO2)	5.71E+02	5.92E+02	NA	1.97E-04	2.76E-01	2.76E-01	8.930E-02	9.202E-06	4.465E-02	4.465E-02	4.465E-02	
Carbon Monoxide (CO)	6.97E+02	7.19E+02	NA	2.40E-04	3.37E-01	3.37E-01	1.091E-01	1.124E-05	5.453E-02	5.453E-02	5.453E-02	
Oxides of Nitrogen (NOx)	1.35E+01	1.48E+01	NA	4.67E-08	6.58E-03	6.58E-03	2.117E-03	2.182E-07	1.059E-03	1.059E-03	1.059E-03	
Sulfur Dioxide (SO2)	2.62E-01	2.62E-01	NA	9.04E-08	1.27E-04	1.27E-04	4.100E-05	4.225E-09	2.050E-05	2.050E-05	2.050E-05	
<b>VOCs</b>												
Propene	2.24E-01	2.24E-01	1.72E-03	8.38E-08	1.17E-04	1.17E-04	3.800E-05	3.916E-09	1.900E-05	1.900E-05	1.900E-05	
Dichlorodifluoromethane	2.47E-03	2.47E-03	2.47E-03	7.27E-11	1.02E-07	1.02E-07	3.298E-08	3.399E-12	1.649E-08	1.649E-08	1.649E-08	
Chlorodifluoromethane	3.54E-03	3.54E-03	3.54E-03	ND	ND	ND	ND	ND	ND	ND	ND	
Freon 114	6.99E-03	6.99E-03	6.99E-03	ND	ND	ND	ND	ND	ND	ND	ND	
Chloromethane	1.03E-03	1.24E-03	2.07E-03	4.25E-10	5.96E-07	5.96E-07	1.930E-07	1.989E-11	9.650E-08	9.650E-08	9.650E-08	
Vinyl Chloride	2.56E-03	2.56E-03	2.56E-03	ND	ND	ND	ND	ND	ND	ND	ND	
1,3-Butadiene	6.64E-03	6.64E-03	2.21E-03	2.49E-09	3.48E-06	3.48E-06	1.127E-06	1.162E-10	5.636E-07	5.636E-07	5.636E-07	
Bromomethane	2.84E-03	3.88E-03	2.64E-03	ND	ND	ND	ND	ND	ND	ND	ND	
Chloroethane	2.84E-03	2.84E-03	2.64E-03	ND	ND	ND	ND	ND	ND	ND	ND	
Dichlorofluoromethane	4.21E-03	4.21E-03	4.21E-03	ND	ND	ND	ND	ND	ND	ND	ND	
Trichlorofluoromethane	5.62E-03	1.12E-03	1.12E-03	ND	ND	ND	ND	ND	ND	ND	ND	
Pentane	1.77E-03	1.48E-03	2.95E-03	6.07E-10	8.50E-07	8.50E-07	2.755E-11	2.839E-11	1.378E-07	1.378E-07	1.378E-07	
Acrolein	1.15E-01	2.29E-03	2.29E-03	4.21E-08	5.89E-05	5.89E-05	1.908E-05	1.966E-09	9.539E-06	9.539E-06	9.539E-06	
1,1-Dichloroethene	4.05E-03	4.05E-03	4.05E-03	ND	ND	ND	ND	ND	ND	ND	ND	
Freon 113	7.68E-03	7.68E-03	7.68E-03	ND	ND	ND	ND	ND	ND	ND	ND	

Table B-1: Air Modeling Output Data for the Cartridge, .45 Caliber Ball, M1911

Compound	ATC Test Results and Emission Factors for the Cartridge, .45 caliber Ball M1911 fired from the M1911A1 Pistol										1 round release duration (s)		Substance Emission Rate (g/tem)/sec
	Number of rounds fired		Net Explosive Weight (NEW)		Average Adjusted Emission Factor		Total Mass of Substance Emitted		Substance Concentration		M	GONC	
	Trial #1	Trial #2	Trial #1	Trial #2	Average Adjusted Emission Factor (lb/tem)	Average Adjusted Emission Factor (lb/lb NEW)	g/tem	g/tem	g/m <sup>3</sup>	g/m <sup>3</sup>			
	Measured Concentration (mg/m <sup>3</sup> )	Measured Actual Concentration (mg/m <sup>3</sup> )	Measured Background Concentration (mg/m <sup>3</sup> )	Adjusted Emission Factor (lb/tem)	Adjusted Emission Factor (lb/lb NEW)	g/tem	g/tem	g/m <sup>3</sup>	g/m <sup>3</sup>	g/tem			
Acetone	1.02E+00	9.03E-02	9.74E-01	ND	ND	ND	ND	ND	ND	ND	ND	ND	ND
Methyl Iodide	5.81E-03	5.81E-03	5.81E-03	ND	ND	ND	ND	ND	ND	ND	ND	ND	ND
Carbon Disulfide	1.56E-02	1.87E-02	3.11E-03	6.42E-09	8.98E-05	2.910E-06	2.910E-06	2.910E-06	2.910E-06	2.910E-06	2.910E-06	1.455E-06	1.455E-06
Acetonitrile	4.70E-02	4.37E-02	3.36E-03	1.58E-08	2.21E-05	7.172E-06	7.172E-06	7.172E-06	7.172E-06	7.172E-06	7.172E-06	3.586E-06	3.586E-06
3-Chloropropene	3.13E-03	3.13E-03	3.13E-03	ND	ND	ND	ND	ND	ND	ND	ND	ND	ND
Methylene Chloride	2.29E-01	3.27E-01	1.46E-01	5.38E-08	7.53E-05	2.441E-05	2.441E-05	2.441E-05	2.441E-05	2.441E-05	2.441E-05	1.221E-05	1.221E-05
tert-Butyl Alcohol	3.09E-03	3.03E-03	3.03E-03	ND	ND	ND	ND	ND	ND	ND	ND	ND	ND
Acrylonitrile	2.17E-02	2.60E-02	2.17E-02	8.94E-09	1.25E-05	4.057E-06	4.057E-06	4.057E-06	4.057E-06	4.057E-06	4.057E-06	2.028E-06	2.028E-06
trans-1,2-Dichloroethane	3.98E-03	3.96E-03	3.96E-03	ND	ND	ND	ND	ND	ND	ND	ND	ND	ND
Methyl t-Butyl Ether	3.61E-03	3.61E-03	3.61E-03	ND	ND	ND	ND	ND	ND	ND	ND	ND	ND
Hexane	7.08E-01	9.52E-02	5.29E-01	ND	ND	ND	ND	ND	ND	ND	ND	ND	ND
1,1-Dichloroethane	3.97E-03	3.97E-03	3.97E-03	ND	ND	ND	ND	ND	ND	ND	ND	ND	ND
Vinyl Acetate	3.52E-03	3.52E-03	3.52E-03	ND	ND	ND	ND	ND	ND	ND	ND	ND	ND
cis-1,2-Dichloroethane	3.98E-03	3.96E-03	3.96E-03	ND	ND	ND	ND	ND	ND	ND	ND	ND	ND
2-Butanone	2.65E-03	5.90E-03	2.95E-03	1.60E-09	2.25E-06	7.280E-07	7.280E-07	7.280E-07	7.280E-07	7.280E-07	7.280E-07	3.640E-07	3.640E-07
Ethyl Acetate	3.80E-03	3.60E-03	3.60E-03	ND	ND	ND	ND	ND	ND	ND	ND	ND	ND
Methyl Acrylate	3.52E-03	3.52E-03	3.52E-03	ND	ND	ND	ND	ND	ND	ND	ND	ND	ND
Chloroform	4.88E-03	4.88E-03	4.88E-03	ND	ND	ND	ND	ND	ND	ND	ND	ND	ND
1,1,1-Trichloroethane	2.18E-03	2.18E-03	2.18E-03	ND	ND	ND	ND	ND	ND	ND	ND	ND	ND
Carbon Tetrachloride	6.29E-03	6.29E-03	6.29E-03	ND	ND	ND	ND	ND	ND	ND	ND	ND	ND
1,2-Dichloroethane	8.09E-03	4.05E-03	4.05E-03	6.42E-11	8.98E-08	2.911E-08	2.911E-08	2.911E-08	2.911E-08	2.911E-08	2.911E-08	1.456E-08	1.456E-08
Isocane	3.51E-01	3.16E-01	6.39E-04	2.27E-09	3.18E-06	1.029E-06	1.029E-06	1.029E-06	1.029E-06	1.029E-06	1.029E-06	5.145E-07	5.145E-07
Isocane	4.67E-03	4.67E-03	4.67E-03	1.25E-07	1.75E-04	5.832E-05	5.832E-05	5.832E-05	5.832E-05	5.832E-05	5.832E-05	2.829E-05	2.829E-05
Heptane	4.10E-03	4.10E-03	4.10E-03	ND	ND	ND	ND	ND	ND	ND	ND	ND	ND
Trichloroethane	4.88E-03	4.88E-03	4.88E-03	ND	ND	ND	ND	ND	ND	ND	ND	ND	ND
Ethyl Acrylate	4.09E-03	4.09E-03	4.09E-03	ND	ND	ND	ND	ND	ND	ND	ND	ND	ND
1,2-Dichloropropane	4.62E-03	4.62E-03	4.62E-03	ND	ND	ND	ND	ND	ND	ND	ND	ND	ND
Methyl Methacrylate	4.09E-03	4.09E-03	4.09E-03	ND	ND	ND	ND	ND	ND	ND	ND	ND	ND
Dibromomethane	7.11E-03	7.11E-03	7.11E-03	ND	ND	ND	ND	ND	ND	ND	ND	ND	ND
1,4-Dioxane	3.60E-03	3.60E-03	3.60E-03	ND	ND	ND	ND	ND	ND	ND	ND	ND	ND
Bromodichloromethane	6.70E-03	6.70E-03	6.70E-03	ND	ND	ND	ND	ND	ND	ND	ND	ND	ND
4-Methyl-2-Pentanone	4.10E-03	4.10E-03	4.10E-03	ND	ND	ND	ND	ND	ND	ND	ND	ND	ND
Toluene	6.78E-02	6.41E-02	3.77E-03	2.47E-08	3.46E-05	1.120E-05	1.120E-05	1.120E-05	1.120E-05	1.120E-05	1.120E-05	5.600E-06	5.600E-06
Octane	4.67E-03	4.67E-03	4.67E-03	ND	ND	ND	ND	ND	ND	ND	ND	ND	ND
trans-1,3-Dichloropropene	4.54E-03	4.54E-03	4.54E-03	ND	ND	ND	ND	ND	ND	ND	ND	ND	ND

Table B-1: Air Modeling Output Data for the Cartridge, .45 Caliber Ball, M1911

Compound	ATC Test Results and Emission Factors for the Cartridge, .45 caliber Ball, M1911 fired from the M1911 Pistol										Substance Concentration (g/m <sup>3</sup> )	Substance Emission Rate (g/item)/sec
	Number of Items: Trial # 1A =>		Trial # 2A =>		Trial # 3A =>		Trial # 4A =>		Trial # 5A =>			
	Trial # 1A	Trial # 2A	Trial # 3A	Trial # 4A	Trial # 5A	Trial # 1A	Trial # 2A	Trial # 3A	Trial # 4A	Trial # 5A		
	Measured Actual Concentration (mg/m <sup>3</sup> )	Measured Actual Concentration (mg/m <sup>3</sup> )	Measured Background Concentration (mg/m <sup>3</sup> )	Average Emission Factor (lb/item)	Average Emission Factor (lb/item)	Average Emission Factor (lb/item)	Average Emission Factor (lb/item)	Average Emission Factor (lb/item)	Average Emission Factor (lb/item)	Average Emission Factor (lb/item)		
Ethyl Methacrylate	4.87E-03	4.87E-03	4.67E-03	4.67E-03	4.67E-03	ND	ND	ND	ND	ND	ND	ND
1,1,2-Trichloroethane	5.46E-03	5.46E-03	5.46E-03	5.46E-03	5.46E-03	ND	ND	ND	ND	ND	ND	ND
Tetrachloroethane	6.78E-03	6.78E-03	6.78E-03	6.78E-03	6.78E-03	ND	ND	ND	ND	ND	ND	ND
2-Hexanone	4.10E-03	4.10E-03	4.10E-03	4.10E-03	4.10E-03	ND	ND	ND	ND	ND	ND	ND
Dibromochloromethane	8.52E-03	8.52E-03	8.52E-03	8.52E-03	8.52E-03	ND	ND	ND	ND	ND	ND	ND
1,2-Dibromoethane	7.68E-03	7.68E-03	7.68E-03	7.68E-03	7.68E-03	ND	ND	ND	ND	ND	ND	ND
Chlorobenzene	4.60E-03	4.60E-03	4.60E-03	4.60E-03	4.60E-03	ND	ND	ND	ND	ND	ND	ND
1,1,1,2-Tetrachloroethane	6.87E-03	6.87E-03	6.87E-03	6.87E-03	6.87E-03	ND	ND	ND	ND	ND	ND	ND
Ethylbenzene	3.47E-03	3.47E-03	3.47E-03	3.47E-03	3.47E-03	1.30E-09	1.82E-08	5.900E-07	6.080E-11	2.950E-07	2.950E-07	2.950E-07
m/p-Xylene	8.68E-03	8.68E-03	8.68E-03	8.68E-03	8.68E-03	3.25E-09	4.55E-08	1.475E-06	1.520E-10	7.375E-07	7.375E-07	7.375E-07
o-Xylene	4.34E-03	4.34E-03	4.34E-03	4.34E-03	4.34E-03	1.63E-09	2.28E-08	7.375E-07	7.600E-11	3.687E-07	3.687E-07	3.687E-07
Styrene	8.52E-03	8.52E-03	8.52E-03	8.52E-03	8.52E-03	3.19E-09	4.47E-08	1.447E-06	1.491E-10	7.235E-07	7.235E-07	7.235E-07
Bromoform	1.03E-02	1.03E-02	1.03E-02	1.03E-02	1.03E-02	ND	ND	ND	ND	ND	ND	ND
Cumene	4.92E-03	4.92E-03	4.92E-03	4.92E-03	4.92E-03	ND	ND	ND	ND	ND	ND	ND
1,1,2,2-Tetrachloroethane	6.87E-03	6.87E-03	6.87E-03	6.87E-03	6.87E-03	ND	ND	ND	ND	ND	ND	ND
1,2,3-Trichloropropane	6.03E-03	6.03E-03	6.03E-03	6.03E-03	6.03E-03	ND	ND	ND	ND	ND	ND	ND
Bromobenzene	6.42E-03	6.42E-03	6.42E-03	6.42E-03	6.42E-03	ND	ND	ND	ND	ND	ND	ND
4-Ethyltoluene	9.83E-04	9.83E-04	9.83E-04	9.83E-04	9.83E-04	3.66E-10	5.12E-07	1.860E-07	1.710E-11	8.296E-08	8.296E-08	8.296E-08
1,3,5-Trimethylbenzene	4.92E-03	4.92E-03	4.92E-03	4.92E-03	4.92E-03	ND	ND	ND	ND	ND	ND	ND
Alpha Methyl Styrene	4.83E-03	4.83E-03	4.83E-03	4.83E-03	4.83E-03	ND	ND	ND	ND	ND	ND	ND
1,2,4-Trimethylbenzene	4.92E-03	4.92E-03	4.92E-03	4.92E-03	4.92E-03	5.56E-10	7.78E-07	2.520E-07	2.597E-11	1.260E-07	1.260E-07	1.260E-07
1,3-Dichlorobenzene	6.01E-03	6.01E-03	6.01E-03	6.01E-03	6.01E-03	ND	ND	ND	ND	ND	ND	ND
1,4-Dichlorobenzene	6.01E-03	6.01E-03	6.01E-03	6.01E-03	6.01E-03	ND	ND	ND	ND	ND	ND	ND
Benzyl Chloride	5.18E-03	5.18E-03	5.18E-03	5.18E-03	5.18E-03	ND	ND	ND	ND	ND	ND	ND
1,2-Dichlorobenzene	6.01E-03	6.01E-03	6.01E-03	6.01E-03	6.01E-03	ND	ND	ND	ND	ND	ND	ND
Hexachloroethane	9.68E-03	9.68E-03	9.68E-03	9.68E-03	9.68E-03	ND	ND	ND	ND	ND	ND	ND
1,2,4-Trichlorobenzene	7.42E-03	7.42E-03	7.42E-03	7.42E-03	7.42E-03	ND	ND	ND	ND	ND	ND	ND
Hexachlorocycladiene	1.07E-02	1.07E-02	1.07E-02	1.07E-02	1.07E-02	ND	ND	ND	ND	ND	ND	ND
VOC Tentatively Identified Compounds (TICs)												
SVOCs	1.72E-02	1.72E-02	1.72E-02	1.72E-02	1.72E-02	ND	ND	ND	ND	ND	ND	ND
N-nitrosodimethylamine	1.72E-02	1.72E-02	1.72E-02	1.72E-02	1.72E-02	ND	ND	ND	ND	ND	ND	ND
Bis(2-chloroethyl)ether	1.72E-02	1.72E-02	1.72E-02	1.72E-02	1.72E-02	ND	ND	ND	ND	ND	ND	ND
Phenol	1.72E-02	1.72E-02	1.72E-02	1.72E-02	1.72E-02	ND	ND	ND	ND	ND	ND	ND
2-chlorophenol	1.72E-02	1.72E-02	1.72E-02	1.72E-02	1.72E-02	ND	ND	ND	ND	ND	ND	ND
1,3-dichlorobenzene	1.72E-02	1.72E-02	1.72E-02	1.72E-02	1.72E-02	ND	ND	ND	ND	ND	ND	ND

Table B-1: Air Modeling Output Data for the Cartridge, .45 Caliber Ball, M1911

Compound	ATC Test Results and Emission Factors for the Cartridge, .45 caliber Ball, M1911 (filed from the M1911A1 Pistol)									
	Cartridge, .45 caliber Ball, M1911 (M1911A1)					Cartridge, .45 caliber Ball, M1911 (M1911A1)				
	Number of Tests	Weight (mg)	Weight (mg)	Weight (mg)	Weight (mg)	Number of Tests	Weight (mg)	Weight (mg)	Weight (mg)	Weight (mg)
	1.72E-02	1.74E-02	1.74E-02	1.87E-02	1.87E-02	1.72E-02	1.74E-02	1.74E-02	1.87E-02	1.87E-02
Measured Actual Concentration (mg/m <sup>3</sup> )	Measured Actual Concentration (mg/m <sup>3</sup> )	Measured Actual Concentration (mg/m <sup>3</sup> )	Measured Background Concentration (mg/m <sup>3</sup> )	Daily Measured Background Concentration (mg/m <sup>3</sup> )	Average Adjusted Emission Factor (lb/ftem)	Average Adjusted Emission Factor (lb/ftem)	Average Adjusted Emission Factor (lb/ftem)	Average Adjusted Emission Factor (lb/ftem)	Average Adjusted Emission Factor (lb/ftem)	Average Adjusted Emission Factor (lb/ftem)
1.72E-02	1.74E-02	1.74E-02	1.87E-02	1.87E-02	1.72E-02	1.74E-02	1.74E-02	1.87E-02	1.87E-02	1.87E-02
Substance Concentration (grams/m <sup>3</sup> )	Substance Concentration (grams/m <sup>3</sup> )	Substance Concentration (grams/m <sup>3</sup> )	Substance Concentration (grams/m <sup>3</sup> )	Substance Concentration (grams/m <sup>3</sup> )	Substance Concentration (grams/m <sup>3</sup> )	Substance Concentration (grams/m <sup>3</sup> )	Substance Concentration (grams/m <sup>3</sup> )	Substance Concentration (grams/m <sup>3</sup> )	Substance Concentration (grams/m <sup>3</sup> )	Substance Concentration (grams/m <sup>3</sup> )
2.00E-04	2.00E-04	2.00E-04	2.00E-04	2.00E-04	2.00E-04	2.00E-04	2.00E-04	2.00E-04	2.00E-04	2.00E-04
Substance Emission Rate (g/ftem/Sec)	Substance Emission Rate (g/ftem/Sec)	Substance Emission Rate (g/ftem/Sec)	Substance Emission Rate (g/ftem/Sec)	Substance Emission Rate (g/ftem/Sec)	Substance Emission Rate (g/ftem/Sec)	Substance Emission Rate (g/ftem/Sec)	Substance Emission Rate (g/ftem/Sec)	Substance Emission Rate (g/ftem/Sec)	Substance Emission Rate (g/ftem/Sec)	Substance Emission Rate (g/ftem/Sec)
ER	ER	ER	ER	ER	ER	ER	ER	ER	ER	ER
1,4-dichlorobenzene	1.72E-02	1.74E-02	1.74E-02	1.87E-02	1.87E-02	ND	ND	ND	ND	ND
1,2-dichlorobenzene	1.72E-02	1.74E-02	1.74E-02	1.87E-02	1.87E-02	ND	ND	ND	ND	ND
Benzyl alcohol	1.72E-02	1.74E-02	1.74E-02	1.87E-02	1.87E-02	ND	ND	ND	ND	ND
Bis(2-chloroisopropyl)ether	1.72E-02	1.74E-02	1.74E-02	1.87E-02	1.87E-02	ND	ND	ND	ND	ND
2-methylphenol	1.72E-02	1.74E-02	1.74E-02	1.87E-02	1.87E-02	ND	ND	ND	ND	ND
Hexachloroethane	1.72E-02	1.74E-02	1.74E-02	1.87E-02	1.87E-02	ND	ND	ND	ND	ND
N-nitroso-di-n-propylamine	1.72E-02	1.74E-02	1.74E-02	1.87E-02	1.87E-02	ND	ND	ND	ND	ND
4-methylphenol	1.72E-02	1.74E-02	1.74E-02	1.87E-02	1.87E-02	ND	ND	ND	ND	ND
Nitrobenzene	1.72E-02	1.74E-02	1.74E-02	1.87E-02	1.87E-02	ND	ND	ND	ND	ND
Isophorone	1.72E-02	1.74E-02	1.74E-02	1.87E-02	1.87E-02	ND	ND	ND	ND	ND
2-nitrophenol	1.72E-02	1.74E-02	1.74E-02	1.87E-02	1.87E-02	ND	ND	ND	ND	ND
2,4-dimethylphenol	1.72E-02	1.74E-02	1.74E-02	1.87E-02	1.87E-02	ND	ND	ND	ND	ND
Bis(2-chloroethoxy)methane	1.72E-02	1.74E-02	1.74E-02	1.87E-02	1.87E-02	ND	ND	ND	ND	ND
2,4-dichlorophenol	1.72E-02	1.74E-02	1.74E-02	1.87E-02	1.87E-02	ND	ND	ND	ND	ND
1,2,4-trichlorobenzene	1.72E-02	1.74E-02	1.74E-02	1.87E-02	1.87E-02	ND	ND	ND	ND	ND
Naphthalene	1.72E-02	1.74E-02	1.74E-02	1.87E-02	1.87E-02	ND	ND	ND	ND	ND
4-chloroaniline	1.72E-02	1.74E-02	1.74E-02	1.87E-02	1.87E-02	ND	ND	ND	ND	ND
Hexachlorobutadiene	1.72E-02	1.74E-02	1.74E-02	1.87E-02	1.87E-02	ND	ND	ND	ND	ND
4-chloro-3-methylphenol	1.72E-02	1.74E-02	1.74E-02	1.87E-02	1.87E-02	ND	ND	ND	ND	ND
2-methylnaphthalene	1.72E-02	1.74E-02	1.74E-02	1.87E-02	1.87E-02	ND	ND	ND	ND	ND
Hexachlorocyclopentadiene	1.72E-02	1.74E-02	1.74E-02	1.87E-02	1.87E-02	ND	ND	ND	ND	ND
2,4,6-trichlorophenol	1.72E-02	1.74E-02	1.74E-02	1.87E-02	1.87E-02	ND	ND	ND	ND	ND
2,4,5-trichlorophenol	1.72E-02	1.74E-02	1.74E-02	1.87E-02	1.87E-02	ND	ND	ND	ND	ND
2-chloronaphthalene	1.72E-02	1.74E-02	1.74E-02	1.87E-02	1.87E-02	ND	ND	ND	ND	ND
2-nitroaniline	1.72E-02	1.74E-02	1.74E-02	1.87E-02	1.87E-02	ND	ND	ND	ND	ND
Acenaphthylene	1.72E-02	1.74E-02	1.74E-02	1.87E-02	1.87E-02	ND	ND	ND	ND	ND
Dimethylphthalate	1.72E-02	1.74E-02	1.74E-02	1.87E-02	1.87E-02	ND	ND	ND	ND	ND
2,6-dinitrotoluene	1.72E-02	1.74E-02	1.74E-02	1.87E-02	1.87E-02	ND	ND	ND	ND	ND
Acenaphthene	1.72E-02	1.74E-02	1.74E-02	1.87E-02	1.87E-02	ND	ND	ND	ND	ND
3-nitroaniline	3.43E-02	3.48E-02	3.48E-02	3.73E-02	3.73E-02	ND	ND	ND	ND	ND
2,4-dinitrophenol	3.43E-02	3.48E-02	3.48E-02	3.73E-02	3.73E-02	ND	ND	ND	ND	ND
Dibenzofuran	1.72E-02	1.74E-02	1.74E-02	1.87E-02	1.87E-02	ND	ND	ND	ND	ND
2,4-dinitrotoluene	1.72E-02	1.74E-02	1.74E-02	1.87E-02	1.87E-02	ND	ND	ND	ND	ND
4-nitrophenol	3.43E-02	3.48E-02	3.48E-02	3.73E-02	3.73E-02	ND	ND	ND	ND	ND
Fluorene	1.72E-02	1.74E-02	1.74E-02	1.87E-02	1.87E-02	ND	ND	ND	ND	ND

Table B-1: Air Modeling Output Data for the Cartridge, .45 Caliber Ball, M1911

Compound	ATC Test Results and Emission Factors for the Cartridge 0.45 caliber Ball, M1911 (Fired from the M1911A1 Pistol)										1 round release duration (t)		2 seconds	
	Number of Items: Trial #1A =>		Trial #2A =>		Trial #3A =>		Trial #4A =>		Trial #5A =>		Substance Concentration (g/m <sup>3</sup> )	Substance Emission Rate (g/Item/Sec)		
	Cartridge: 0.45 Caliber Ball, M1911 (M1911A1)		Cartridge: 0.45 Caliber Ball, M1911 (M1911A1)		Cartridge: 0.45 Caliber Ball, M1911 (M1911A1)		Cartridge: 0.45 Caliber Ball, M1911 (M1911A1)		Cartridge: 0.45 Caliber Ball, M1911 (M1911A1)					
	Trial #1A Measured Concentration (mg/m <sup>3</sup> )	Trial #2A Measured Actual Concentration (mg/m <sup>3</sup> )	Daily Measured Background Concentration (mg/m <sup>3</sup> )	Average Adjusted Emission Factor (lb/Item)	Average Adjusted Emission Factor (lb/Item)	Average Adjusted Emission Factor (lb/Item)	Average Adjusted Emission Factor (lb/Item)	Average Adjusted Emission Factor (lb/Item)	COGNC	Unit Concentration (g/m <sup>3</sup> )	Unit Concentration (g/m <sup>3</sup> )			
4-chlorophenyl-phenylether	1.72E-02	1.74E-02	1.87E-02	ND	ND	ND	ND	ND	ND	ND	ND	ND		
Diethylphthalate	1.72E-02	1.74E-02	1.87E-02	ND	ND	ND	ND	ND	ND	ND	ND	ND		
4-nitroaniline	3.43E-02	3.48E-02	3.73E-02	ND	ND	ND	ND	ND	ND	ND	ND	ND		
4,6-dinitro-2-methylphenol	3.43E-02	3.48E-02	3.73E-02	ND	ND	ND	ND	ND	ND	ND	ND	ND		
N-nitrosodiphenylamine(1)	1.72E-02	1.74E-02	1.87E-02	ND	ND	ND	ND	ND	ND	ND	ND	ND		
4-bromophenyl-phenylether	1.72E-02	1.74E-02	1.87E-02	ND	ND	ND	ND	ND	ND	ND	ND	ND		
Hexachlorobenzene	1.72E-02	1.74E-02	1.87E-02	ND	ND	ND	ND	ND	ND	ND	ND	ND		
Pentachlorophenol	3.43E-02	3.48E-02	3.73E-02	ND	ND	ND	ND	ND	ND	ND	ND	ND		
Phenanthrene	1.72E-02	1.74E-02	1.87E-02	ND	ND	ND	ND	ND	ND	ND	ND	ND		
Anthracene	1.72E-02	1.74E-02	1.87E-02	ND	ND	ND	ND	ND	ND	ND	ND	ND		
Di-n-butylphthalate	1.72E-02	1.74E-02	1.87E-02	ND	ND	ND	ND	ND	ND	ND	ND	ND		
Fluoranthene	1.72E-02	1.74E-02	1.87E-02	ND	ND	ND	ND	ND	ND	ND	ND	ND		
Pyrene	1.72E-02	1.74E-02	1.87E-02	ND	ND	ND	ND	ND	ND	ND	ND	ND		
Butylbenzylphthalate	1.72E-02	1.74E-02	1.87E-02	ND	ND	ND	ND	ND	ND	ND	ND	ND		
Benzo(a)anthracene	1.72E-02	1.74E-02	1.87E-02	ND	ND	ND	ND	ND	ND	ND	ND	ND		
Chrysene	1.72E-02	1.74E-02	1.87E-02	ND	ND	ND	ND	ND	ND	ND	ND	ND		
3,3-dichlorobenzidine	1.72E-02	1.74E-02	1.87E-02	ND	ND	ND	ND	ND	ND	ND	ND	ND		
Bis(2-ethylhexyl)phthalate	3.95E-02	2.95E-02	1.18E-01	ND	ND	ND	ND	ND	ND	ND	ND	ND		
Di-n-octylphthalate	1.72E-02	1.74E-02	1.87E-02	ND	ND	ND	ND	ND	ND	ND	ND	ND		
Benzo(k)fluoranthene	1.72E-02	1.74E-02	1.87E-02	ND	ND	ND	ND	ND	ND	ND	ND	ND		
Benzo(a)pyrene	1.72E-02	1.74E-02	1.87E-02	ND	ND	ND	ND	ND	ND	ND	ND	ND		
Indeno(1,2,3-cd)pyrene	1.72E-02	1.74E-02	1.87E-02	ND	ND	ND	ND	ND	ND	ND	ND	ND		
Dibenz(a,h)anthracene	1.72E-02	1.74E-02	1.87E-02	ND	ND	ND	ND	ND	ND	ND	ND	ND		
Benzo(g,h,i)perylene	1.72E-02	1.74E-02	1.87E-02	ND	ND	ND	ND	ND	ND	ND	ND	ND		
SVOC Tentatively Identified Compounds (PICs)														
TC-13 (PAHs)														
Naphthalene	6.35E-03	6.60E-03	2.67E-03	1.52E-09	2.13E-06	6.912E-07	7.123E-11	6.912E-07	7.123E-11	6.912E-07	7.123E-11	3.456E-07		
Acenaphthylene	2.58E-04	8.51E-04	1.87E-05	2.08E-10	2.92E-07	9.447E-08	9.735E-12	9.447E-08	9.735E-12	9.447E-08	9.735E-12	4.724E-08		
Acenaphthene	6.70E-05	5.56E-05	1.87E-05	2.29E-11	3.21E-08	1.040E-08	1.072E-12	1.040E-08	1.072E-12	1.040E-08	1.072E-12	5.201E-09		
Fluorene	2.58E-04	2.95E-04	1.87E-05	1.04E-10	1.45E-07	4.697E-08	4.840E-12	4.697E-08	4.840E-12	4.697E-08	4.840E-12	2.349E-08		
Phenanthrene	2.92E-04	6.95E-04	4.29E-05	1.70E-10	2.39E-07	7.729E-08	7.965E-12	7.729E-08	7.965E-12	7.729E-08	7.965E-12	3.865E-08		
Anthracene	2.75E-05	1.03E-04	1.87E-05	2.44E-11	3.42E-08	1.108E-08	1.141E-12	1.108E-08	1.141E-12	1.108E-08	1.141E-12	5.538E-09		
Fluoranthene	4.64E-04	9.73E-04	1.87E-05	2.70E-10	3.77E-07	1.223E-07	1.260E-11	1.223E-07	1.260E-11	1.223E-07	1.260E-11	6.113E-08		
Pyrene	7.04E-04	1.46E-03	1.87E-05	4.06E-10	5.68E-07	1.841E-07	1.897E-11	1.841E-07	1.897E-11	1.841E-07	1.897E-11	9.205E-08		



**APPENDIX C**

**HEALTH-BASED SCREENING LEVELS AND ACUTE  
TOXICITY VALUES**

Appendix C: Health-Based Screening Levels and Acute Toxicity Values

Compound	CAS #	For the Chronic Evaluation (HBSL)			For the Acute Evaluation (ATV)					
		Region 9 PRG (µg/m <sup>3</sup> )	Toxicity Endpoint (c,om,c)	Region 3 TRBC (µg/m <sup>3</sup> )	Toxicity Endpoint (c,om,c)	Health-based Screening Level (µg/m <sup>3</sup> )	ERPG (µg/m <sup>3</sup> )	TEEL (µg/m <sup>3</sup> )	Source (0,1,0,E)	Acute Toxicity Value (µg/m <sup>3</sup> )
TSP	12789-66-1	5.00E+01		NA		5.00E+01	NA	NA		
PM <sub>10</sub>		5.00E+01		NA		5.00E+01	NA	NA		
HCl	7647-01-0	2.08E+01	nc	2.08E+01	nc	2.08E+01	NA	7.14E+03	T	7.14E+03
Cl <sub>2</sub>	7782-50-5	2.09E-01	nc	3.65E+02	nc	2.09E-01	2.89E+03	2.89E+03	E	2.89E+03
Dioxin TEQ	1746-01-6	4.48E-08	c	4.17E-08	c	4.48E-08	NA	3.50E+00	T	3.50E+00
Carbon Monoxide (CO)	630-08-0	1.57E+02		NA		1.57E+02	2.30E+05	2.28E+05	E	2.30E+05
Nitrogen Oxide (NOx)	10024-97-2	1.00E+02		NA		1.00E+02	NA	2.70E+05	T	2.70E+05
HCl (CEM System)	7647-01-0	2.08E+01	nc	2.08E+01	nc	2.08E+01	NA	7.14E+03	T	7.14E+03
Carbon Dioxide (CO <sub>2</sub> )	124-38-9	NA		NA		NA	NA	5.40E+07	T	5.40E+07
Sulfur Dioxide (SO <sub>2</sub> )	202-58-84	8.00E+01		NA		8.00E+01	7.89E+02	7.86E+02	E	7.89E+02
Aluminum	7429-90-5	NA		3.65E+00	nc	3.65E+00	NA	3.00E+04	T	3.00E+04
Antimony	7440-36-0	NA		1.46E+00	nc	1.46E+00	NA	1.50E+03	T	1.50E+03
Arsenic	7440-38-2	4.47E-04	c	4.15E-04	c	4.47E-04	NA	3.00E+01	T	3.00E+01
Barium	7440-39-3	5.21E-01	nc	5.11E-01	nc	5.21E-01	NA	1.50E+03	T	1.50E+03
Beryllium	7440-41-7	8.00E-04	c	7.45E-04	c	8.00E-04	NA	5.00E+00	T	5.00E+00
Cadmium	7440-43-9	1.07E-03	c	9.94E-04	c	1.07E-03	NA	3.00E+01	T	3.00E+01
Chromium	7440-47-3	NA	c	1.53E-04	c	1.53E-04	NA	1.50E+03	T	1.50E+03
Cobalt	7440-48-4	NA		2.20E+02	nc	2.20E+02	NA	6.00E+01	T	6.00E+01
Copper	7440-50-8	NA		1.46E+02	nc	1.46E+02	NA	3.00E+03	T	3.00E+03
Lead	7439-92-1	1.50E+00		NA		1.50E+00	NA	1.50E+02	T	1.50E+02
Magnesium	7439-95-4	NA		NA		NA	NA	3.00E+04	T	3.00E+04
Manganese	7439-96-5	5.11E-02	nc	5.22E-02	nc	5.11E-02	NA	3.00E+03	T	3.00E+03
Nickel	7440-02-0	NA		7.30E+01	nc	7.30E+01	NA	3.00E+03	T	3.00E+03
Phosphorus	7723-14-0	NA		NA		NA	NA	3.00E+02	T	3.00E+02
Selenium	7782-49-2	NA		1.83E+01	nc	1.83E+01	NA	6.00E+02	T	6.00E+02
Silver	7740-22-4	NA		1.83E+01	nc	1.83E+01	NA	3.00E+02	T	3.00E+02
Thallium	7440-28-0	NA		2.56E-01	nc	2.56E-01	NA	3.00E+02	T	3.00E+02
Zinc	7440-66-6	NA		1.10E+03	nc	1.10E+03	NA	3.00E+04	T	3.00E+04
Mercury	7439-97-6	3.13E-01	nc	3.14E-01	nc	3.13E-01	NA	1.00E+02	T	1.00E+02
TNMHC		NA		NA		NA	NA	NA	NA	
Ethane	74-84-0	NA		NA		NA	NA	NA	NA	
Ethylene	74-85-1	NA		NA		NA	NA	4.60E+05	T	4.60E+05
Acetylene	74-86-2	NA		NA		NA	NA	NA	NA	
Propane	74-98-6	NA		NA		NA	NA	3.78E+06	T	3.78E+06
Propene	115-07-1	NA		NA		NA	NA	NA	NA	
i-Butane	106-97-8	NA		NA		NA	NA	5.71E+06	T	5.71E+06
i-Butene	25167-67-3	NA		NA		NA	NA	NA	NA	
1-Butene	106-98-9	NA		NA		NA	NA	NA	NA	
1,3-Butadiene	106-99-0	3.74E-03	c	3.48E-03	c	3.74E-03	2.20E+04	2.21E+04	E	2.20E+04

Appendix C: Health-Based Screening Levels and Acute Toxicity Values

Compound	CAS #	For the Chronic Evaluation (HBSL)					For the Acute Evaluation (ATV)				
		Region 9 PRG (µg/m³)	Toxicity Endpoint (COPC)	Region 3 RBC (µg/m³)	Toxicity Endpoint (COPC)	Health-Based Screening Level (µg/m³)	ERPG (µg/m³)	TEEL (µg/m³)	Source (T or E)	Acute Toxicity Value (µg/m³)	
n-Butane	106-97-8	NA		NA		NA	5.71E+06	T	5.71E+06		
trans-2-Butene	624-64-6	NA		NA		NA	NA				
2,2-Dimethylpropane	463-82-1	NA		NA		NA	NA				
cis-2-Butene	590-18-1	NA		NA		NA	NA				
3-Methyl-1-butene	563-45-1	NA		NA		NA	NA				
i-Pentane	109-66-0	NA		NA		NA	1.80E+06	T	1.80E+06		
1-Pentene	109-67-1	NA		NA		NA	NA				
2-Methyl-1-butene	563-46-2	NA		NA		NA	1.80E+06	T	1.80E+06		
n-Pentane	109-66-0	NA		NA		NA	NA				
Isoprene	78-79-5	NA		NA		NA	NA				
trans-2-Pentene	646-04-8	NA		NA		NA	NA				
cis-2-Pentene	627-20-3	NA		NA		NA	NA				
2-Methyl-2-butene	513-35-9	NA		NA		NA	NA				
2,2-Dimethylbutane	75-83-2	NA		NA		NA	1.80E+06	T	1.80E+06		
Cyclopentane	142-29-0	NA		NA		NA	NA				
4-Methyl-1-pentene	691-37-2	NA		NA		NA	NA				
Cyclopentane	287-92-3	NA		NA		NA	NA				
2,3-Dimethylbutane	79-29-8	NA		NA		NA	NA				
cis-4-Methyl-2-pentene	691-38-3	NA		NA		NA	NA				
2-Methylpentane	107-83-5	NA		NA		NA	NA				
3-Methylpentane	96-14-0	NA		NA		NA	NA				
2-Methyl-1-pentene	763-29-1	NA		NA		NA	1.80E+06	T	1.80E+06		
1-Hexene	592-41-6	NA		NA		NA	NA				
n-Hexane	110-54-3	2.10E+02	nc	2.08E+02	nc	2.10E+02	1.03E+05	T	1.03E+05		
trans-2-Hexene	4050-45-7	NA		NA		NA	5.28E+05	T	5.28E+05		
2-Methyl-2-pentene	625-27-4	NA		NA		NA	NA				
cis-2-Hexene	7688-21-3	NA		NA		NA	NA				
Methylcyclopentane	96-37-7	NA		NA		NA	NA				
2,4-Dimethylpentane	108-08-7	NA		NA		NA	NA				
Benzene	71-43-2	2.50E-01	c	2.16E-01	c	2.50E-01	1.56E+05	E	1.56E+05		
Cyclohexane	110-82-7	NA		NA		NA	3.10E+06	T	3.10E+06		
2-Methylhexane	591-76-4	NA		NA		NA	NA				
2,3-Dimethylpentane	565-59-3	NA		NA		NA	NA				
3-Methylhexane	589-34-4	NA		NA		NA	NA				
2,2,4-Trimethylpentane	540-84-1	NA		NA		NA	3.50E+05	T	3.50E+05		
n-Heptane	142-82-5	NA		NA		NA	1.80E+06	T	1.80E+06		
2,4,4-Trimethyl-1-pentene	107-39-1	NA		NA		NA	NA				
Methylcyclohexane	108-87-2	3.10E+03	nc	3.14E+03	nc	3.10E+03	4.81E+06	T	4.81E+06		
2,4,4-Trimethyl-2-pentene	107-40-4	NA		NA		NA	NA				

Appendix C: Health-Based Screening Levels and Acute Toxicity Values

Compound	CAS #	For the Chronic Evaluation (HBSL)			For the Acute Evaluation (ATV)						
		Region 9 PRG (µg/m³)	Toxicity Endpoint (c or nc)	Region 3 RBC (µg/m³)	Toxicity Endpoint (c or nc)	Health-based Screening Level (µg/m³)	ERPG (µg/m³)	TEEL (µg/m³)	Source (T or E)	Acute Toxicity Value (µg/m³)	
2,5-Dimethylhexane	592-13-2	NA		NA		NA		NA		NA	
2,4-Dimethylhexane	589-43-5	NA		NA		NA		NA		NA	
2,3,4-Trimethylpentane	565-59-3	NA		NA		NA		NA		NA	
Toluene	108-98-3	4.02E+02	nc	4.16E+02		4.02E+02		1.88E+05	E	1.88E+05	
2,3-Dimethylhexane	584-94-1	NA		NA		NA		NA		NA	
2-Methylheptane	592-27-8	NA		NA		NA		NA		NA	
3-Ethylhexane	619-99-8	NA		NA		NA		NA		NA	
2,2-Dimethylheptane	1071-26-7	NA		NA		NA		NA		NA	
2,2,4-Trimethylhexane	16747-26-5	NA		NA		NA		NA		NA	
n-Octane	111-65-9	NA		NA		NA		NA		NA	
Ethylcyclohexane	1678-91-7	NA		NA		NA		NA		NA	
Ethylbenzene	100-41-4	1.10E+03	nc	1.06E+03		1.10E+03		NA		5.43E+05	
m-Xylene & p-Xylene	108-38-3	NA		NA		NA		NA		6.51E+05	
Styrene	100-42-5	1.10E+03	nc	1.04E+03		1.10E+03		2.13E+05	E	2.13E+05	
o-Xylene	95-47-6	7.30E+02	nc	7.30E+03		7.30E+02		NA		6.51E+05	
n-Nonane	111-84-2	NA		4.02E+02		4.02E+02		NA		1.05E+06	
i-Propylbenzene	98-82-8	4.00E+02	nc	4.02E+02		4.00E+02		NA		NA	
n-Propylbenzene	103-65-1	3.65E+01	nc	1.46E+02		3.65E+01		NA		NA	
p-Ethyltoluene	622-96-8	NA		NA		NA		NA		1.25E+05	
m-Ethyltoluene	620-14-4	NA		NA		NA		NA		NA	
1,3,5-Trimethylbenzene	108-67-8	6.20E+00	nc	6.21E+00		6.20E+00		NA		3.68E+05	
o-Ethyltoluene	611-14-3	NA		NA		NA		NA		7.50E+02	
1,2,4-Trimethylbenzene & sec-Butylbenzene	95-63-6	6.21E+00	nc	6.21E+00		6.21E+00		NA		1.80E+05	
n-Decane	124-18-5	NA		NA		NA		NA		4.37E+03	
alpha-Phene	80-56-8	NA		NA		NA		NA		4.00E+04	
beta-Phene	127-91-3	NA		NA		NA		NA		NA	
delta 3-Carene	13486-78-9	NA		NA		NA		NA		NA	
d-Limonene	5989-27-5	NA		NA		NA		NA		NA	
MTBE	1634-04-4	3.10E+03	nc	3.13E+03		3.10E+03		NA		1.95E+06	
Dichlorodifluoromethane	75-71-8	2.10E+02	nc	1.83E+02		2.10E+02		NA		4.32E+05	
Methylchloride	74-87-33	1.07E+00	c	1.79E+00		1.07E+00		NA		1.48E+07	
Dichlorotetrafluoroethane	374-07-2	NA		NA		NA		NA		NA	
Chloroethene	75-01-4	2.20E-02	c	2.09E-02		2.20E-02		NA		1.28E+04	
1,3-Butadiene	106-99-0	3.74E-03	c	3.48E-03		3.74E-03		2.20E+04	E	2.20E+04	
Methylbromide	74-83-9	5.20E+00	nc	5.11E+00		5.20E+00		NA		5.82E+04	
Ethylchloride	75-00-3	2.30E+00	c	2.16E+00		2.30E+00		NA		7.92E+06	
Trichloromonofluoromethane	75-69-4	7.30E+02	nc	7.30E+02		7.30E+02		NA		2.81E+06	
Vinylidene chloride	75-35-4	3.84E-02	c	3.58E-02		3.84E-02		NA		7.92E+04	
Methylene chloride	75-09-2	4.10E+00	c	3.79E+00		4.10E+00		6.96E+05	E	6.96E+05	

Appendix C: Health-Based Screening Levels and Acute Toxicity Values

Compound	CAS#	For the Chronic Evaluation (HBSL)			For the Acute Evaluation (ATV)					
		Region 9 (PRG) (µg/m³)	Toxicity Endpoint (c/b/m)	Region 3 RBC (µg/m³)	Toxicity Endpoint (c/b/m)	Health-based Screening Level (µg/m³)	ERPC (µg/m³)	TEEL (µg/m³)	Source (c/b/m)	Acute Toxicity Value (µg/m³)
Allyl chloride	107-05-1	1.04E+00	nc	NA		1.04E+00	9.39E+03	9.39E+03	E	9.39E+03
1,1,2-Trichloro-1,2,2-trifluoroethane	76-13-1	3.13E+04	nc	3.14E+04	nc	3.13E+04	NA	9.58E+06	T	9.58E+06
1,1-Dichloroethane	75-34-3	5.21E+02	nc	5.11E+02	nc	5.21E+02	NA	1.21E+06	T	1.21E+06
1,2-Dichloroethene	540-59-0	NA		3.29E+01	nc	3.29E+01	NA	2.38E+06	T	2.38E+06
Chloroform	67-66-3	8.35E-02	c	7.73E-02	c	8.35E-02	NA	9.76E+03	T	9.76E+03
1,2-Dichloroethane	107-06-2	7.39E-02	c	6.88E-02	c	7.39E-02	NA	8.08E+03	T	8.08E+03
Methylchloroform	71-55-6	1.04E+03	nc	2.30E+03	nc	1.04E+03	1.94E+06	1.91E+06	E	1.94E+06
Benzene	71-43-2	2.49E-01	c	2.16E-01	c	2.49E-01	NA	1.60E+05	T	1.60E+05
Carbon tetrachloride	56-23-5	1.28E-01	nc	1.18E-01	nc	1.28E-01	1.28E+05	1.28E+05	E	1.28E+05
1,2-Dichloropropane	78-87-5	9.89E-02	c	9.21E-02	c	9.89E-02	NA	5.08E+05	T	5.08E+05
Trichloroethylene	79-01-6	1.12E+00	c	1.04E+00	c	1.12E+00	NA	5.37E+05	T	5.37E+05
cis 1,3-Dichloro-1-propene	10061-01-5	NA		NA		NA	NA	1.14E+04	T	1.14E+04
trans 1,3-Dichloro-1-propene	10061-02-6	NA		NA		NA	NA	NA		
1,1,2-Trichloroethane	79-00-5	1.20E-01	c	1.12E-01	c	1.20E-01	NA	1.64E+05	T	1.64E+05
Toluene	108-88-3	4.02E+02	nc	4.16E+02	nc	4.02E+02	1.88E+05	1.89E+05	E	1.88E+05
1,2-Dibromoethane	106-93-4	8.73E-03	c	8.24E-03	c	8.73E-03	NA	1.54E+05	T	1.54E+05
Perchloroethylene	127-18-4	3.31E+00	c	3.13E+00	c	3.31E+00	6.89E+05	6.78E+05	E	6.89E+05
Chlorobenzene	108-90-7	6.20E+01	nc	6.21E+01	nc	6.20E+01	NA	1.38E+05	T	1.38E+05
Ethylbenzene	100-41-4	1.06E+03	nc	1.06E+03	nc	1.06E+03	NA	4.34E+03	T	4.34E+03
m&p-Xylene	108-38-3	7.30E+02	nc	7.30E+02	nc	7.30E+02	NA	6.51E+05	T	6.51E+05
Styrene	100-42-5	1.06E+03	nc	1.04E+03	nc	1.06E+03	2.13E+05	2.13E+05	E	2.13E+05
1,1,2,2-Tetrachloroethane	79-34-5	3.31E-02	c	3.13E-02	c	3.31E-02	NA	2.06E+04	T	2.06E+04
o-Xylene	95-47-6	7.30E+02	nc	7.30E+03	nc	7.30E+02	NA	6.51E+05	T	6.51E+05
p-Ethyltoluene	622-96-8	NA		NA		NA	NA	1.25E+05	T	1.25E+05
1,3,5-Trimethylbenzene	108-67-8	6.21E+00	nc	6.21E+00	nc	6.21E+00	NA	3.68E+05	T	3.68E+05
1,2,4-Trimethylbenzene	95-63-6	6.21E+00	nc	6.21E+00	nc	6.21E+00	NA	1.80E+05	T	1.80E+05
Benzylchloride	100-44-7	3.96E-02	nc	3.68E-02	c	3.96E-02	5.20E+03	5.17E+03	E	5.20E+03
m-Dichlorobenzene	541-73-1	3.29E+00	nc	3.29E+00	nc	3.29E+00	NA	3.61E+04	T	3.61E+04
p-Dichlorobenzene	106-46-7	3.06E-01	c	2.89E-01	c	3.06E-01	NA	6.61E+05	T	6.61E+05
o-Dichlorobenzene	95-50-1	2.09E+02	nc	3.29E+01	nc	2.09E+02	NA	3.01E+05	T	3.01E+05
1,2,4-Trichlorobenzene	120-82-1	2.08E+02	nc	2.08E+02	nc	2.08E+02	NA	3.71E+04	T	3.71E+04
Hexachlorobutadiene	87-68-3	8.73E-02	c	8.03E-02	c	8.73E-02	3.21E+04	3.20E+04	E	3.21E+04
trans-1,2-Dichloroethene	156-60-5	7.30E+01	nc	7.30E+01	nc	7.30E+01	NA	4.95E+04	T	4.95E+04
o-Chlorotoluene	95-49-8	7.30E+01	nc	7.30E+01	nc	7.30E+01	NA	3.88E+05	T	3.88E+05
p-Chlorotoluene	106-43-4	NA		NA		NA	NA	NA		
1,3,5-Trichlorobenzene	108-70-3	NA		NA		NA	NA	NA		
1,2,3-Trichlorobenzene	87-61-6	NA		NA		NA	NA	NA		
Methylnitrite	624-91-9	NA		NA		NA	NA	5.00E+04	T	5.00E+04
Acetonitrile	75-05-8	6.20E+01	nc	6.21E+01	nc	6.20E+01	NA	1.01E+05	T	1.01E+05

Appendix C: Health-Based Screening Levels and Acute Toxicity Values

Compound	CAS #	For the Chronic Evaluation (HBSL)				For the Acute Evaluation (ATV)				
		Region 9 PRG (µg/m <sup>3</sup> )	Toxicity Endpoint (Color)	Region 3 RBC (µg/m <sup>3</sup> )	Toxicity Endpoint (Color)	Health-Based Screening Level (µg/m <sup>3</sup> )	FERFC (µg/m <sup>3</sup> )	TEEL (µg/m <sup>3</sup> )	Source (T or E)	Acute Toxicity Value (µg/m <sup>3</sup> )
Acrylonitrile	107-13-1	2.80E-02	c	2.61E-02	c	2.80E-02	2.20E+04	2.17E+04	E	2.20E+04
Nitromethane	75-52-5	NA		NA		NA	NA	1.50E+05	T	1.50E+05
Benzonitrile	100-47-0	NA		NA		NA	NA	1.50E+04	T	1.50E+04
Nitrobenzene	98-95-3	2.09E+00	nc	2.19E+00	nc	2.09E+00	NA	1.51E+04	T	1.51E+04
Carbonyl Sulfide	463-58-1	NA		NA		NA	NA	9.84E+03	T	9.84E+03
Sulfur Dioxide	7446-09-5	NA		NA		NA	7.80E+02	7.86E+02	E	7.80E+02
Carbon Disulfide	75-15-0	7.30E+02	nc	7.30E+02	nc	7.30E+02	NA	3.73E+04	T	3.73E+04
Thiophene	110-02-1	NA		NA		NA	NA	NA		
Dimethyldisulfide	624-92-0	NA		NA		NA	4.00E+01	3.85E+01	E	4.00E+01
2-Methylthiophene	554-14-3	NA		NA		NA	NA	NA		
3-Methylthiophene	616-44-4	NA		NA		NA	NA	NA		
Dimethyltrisulfide	3658-80-8	NA		NA		NA	NA	NA		
Isothiocyanatomethane	556-61-6	NA		NA		NA	NA	NA		
2-Chlorothiophene	96-43-5	NA		NA		NA	NA	NA		
3-Chlorothiophene	17249-80-8	NA		NA		NA	NA	NA		
2-Thiophenecarboxaldehyde	96-03-3	NA		NA		NA	NA	NA		
Naphthalene	91-20-3	3.13E+00	nc	3.29E+00	nc	3.13E+00	NA	7.86E+04	T	7.86E+04
Acetaldehyde	75-07-0	8.73E-01	c	8.13E-01	c	8.73E-01	1.80E+04	1.80E+04	E	1.80E+04
Acrolein	107-02-8	2.09E-02	nc	2.08E-02	nc	2.09E-02	2.30E+02	2.29E+03	E	2.30E+02
Acetone	67-64-1	3.40E+02	nc	3.65E+02	nc	3.40E+02	NA	2.37E+06	T	2.37E+06
Propanal	123-38-6	NA		NA		NA	NA	7.50E+04	T	7.50E+04
Furan	110-00-9	3.70E+00	nc	NA		3.70E+00	NA	1.67E+02	T	1.67E+02
2-Propanol	67-63-0	NA		NA		NA	NA	9.84E+05	T	9.84E+05
2-Methylpropanal	78-84-2	NA		NA		NA	NA	NA		
Methacrolein	78-85-3	NA		NA		NA	NA	NA		
2,3-Butanedione	625-34-3	NA		NA		NA	NA	NA		
Methyl-Vinyl Ketone	78-94-4	NA		NA		NA	NA	NA		
MTBE	1634-04-4	3.10E+03	nc	3.13E+03	nc	3.10E+03	NA	8.61E+01	T	8.61E+01
Butanal	123-72-8	NA		NA		NA	NA	4.32E+05	T	4.32E+05
2-Butanone	78-93-3	1.00E+03	nc	1.04E+03	nc	1.00E+03	NA	7.38E+04	T	7.38E+04
Tetrahydrofuran	109-99-9	9.89E-01	nc	9.21E-01	c	9.89E-01	NA	8.85E+05	T	8.85E+05
2-Methyl-1-propanol	78-83-1	1.10E+03	nc	1.10E+03	nc	1.10E+03	NA	7.38E+05	T	7.38E+05
trans-2-Butenal	123-73-9	3.54E-03	c	3.30E-03	c	3.54E-03	NA	4.55E+05	T	4.55E+05
Acetic Acid	64-19-7	NA		NA		NA	NA	NA		
2-Pentanone	107-87-9	NA		NA		NA	NA	3.68E+04	T	3.68E+04
Pentanal	110-62-3	NA		NA		NA	NA	8.80E+05	T	8.80E+05
4-Methyl-2-pentanone	108-10-1	8.30E+01	nc	7.30E+01	nc	8.30E+01	NA	NA		
trans-2-Pentenal	1567-87-0	NA		NA		NA	NA	3.07E+05	T	3.07E+05
Cyclopentanone	120-92-3	NA		NA		NA	NA	NA		

Appendix C: Health-Based Screening Levels and Acute Toxicity Values

Compound	CAS#	For the Chronic Evaluation (HBSL)				For the Acute Evaluation (ATV)			
		Region 9 ERPG (µg/m)	Toxicity Endpoint (c-ohne)	Region 3 RBC (µg/m)	Toxicity Endpoint (c-ohne)	Health-Based Screening Level (µg/m)	ERPG (µg/m)	TEEL Source (µg/m)	Acute Toxicity Value (µg/m)
2-Hexanone	591-78-6	NA	nc	5.11E+00	nc	5.11E+00	NA	4.09E+04	4.09E+04
Hexenal	66-25-1	NA		NA		NA	NA	NA	
3-Furaldehyde	498-60-2	NA		NA		NA	NA	NA	
Butyl Acetate	123-86-4	NA		NA		NA	NA	NA	
2-Furaldehyde	98-01-1	5.20E+01	nc	3.65E+01	nc	5.20E+01	NA	7.86E+03	7.86E+03
trans-2-Hexenal	6728-26-3	NA		NA		NA	NA	NA	
1-Hexanol	111-27-3	NA		NA		NA	NA	8.36E+03	8.36E+03
3-Heptanone	106-35-4	NA		NA		NA	NA	NA	
2-Heptanone	110-43-0	NA		NA		NA	NA	1.70E+03	1.70E+03
Heptanal	66-25-1	NA		NA		NA	NA	NA	
trans-2-Heptenal	18829-55-5	NA		NA		NA	NA	NA	
5-Methyl-2-furaldehyde	620-02-0	NA		NA		NA	NA	NA	
6-Methyl-2-heptanone	928-68-7	NA		NA		NA	NA	NA	
Benzaldehyde	100-52-7	3.65E+02	nc	3.65E+02	nc	3.65E+02	NA	1.50E+04	1.50E+04
1-Heptanol	111-70-6	NA		NA		NA	NA	NA	
6-Methyl-5-hepten-2-one	110-93-0	NA		NA		NA	NA	NA	
2-Octanone	111-13-7	NA		NA		NA	NA	NA	
Octanal	124-13-0	NA		NA		NA	NA	NA	
Benzofuran	271-89-6	NA		NA		NA	NA	NA	
trans-2-Octenal	2548-87-0	NA		NA		NA	NA	NA	
Acetophenone	98-86-2	2.10E-02	nc	2.08E-02	nc	2.10E-02	NA	3.00E+04	3.00E+04
2-Nonanone	821-55-6	NA		NA		NA	NA	NA	
Nonanal	124-19-6	NA		NA		NA	NA	NA	
trans-2-Nonenal	18829-56-6	NA		NA		NA	NA	NA	
2-Decanone	693-54-9	NA		NA		NA	NA	NA	
Decanal	112-31-2	NA		NA		NA	NA	NA	
N-Nitrosodimethylamine	62-75-9	1.40E-04	c	1.23E-04	c	1.40E-04	NA	2.50E+03	2.50E+03
Pyridine	110-86-1	3.65E+00	nc	3.65E+00	nc	3.65E+00	NA	4.85E+04	4.85E+04
2-Picoline	109-06-8	NA		NA		NA	NA	NA	
Methyl methanesulfonate	66-27-3	NA		NA		NA	NA	NA	
N-Nitrosomethylethylamine	10595-95-6	3.06E-04	c	2.85E-04	c	3.06E-04	NA	NA	
N-Nitrosodiethylamine	55-18-5	4.47E-05	c	4.17E-05	c	4.47E-05	NA	NA	
Ethyl methanesulfonate	62-50-0	NA		NA		NA	NA	NA	
Phenol	108-95-2	2.19E+03	nc	2.19E+03	nc	2.19E+03	3.85E+05	3.85E+05	3.85E+05
Aniline	62-53-3	NA		1.05E+00	nc	1.06E+00	2.29E+04	2.29E+04	2.29E+04
bis(2-Chloroethyl)ether	111-44-4	5.80E-03	c	5.69E-03	c	5.80E-03	5.85E+04	5.85E+04	5.85E+04
Pentachloroethane	76-01-7	NA		NA		NA	NA	NA	
2-Chlorophenol	95-57-8	1.83E+01	nc	1.83E+01	nc	1.83E+01	5.25E+03	5.25E+03	5.25E+03
1,3-Dichlorobenzene	543-73-1	NA		NA		NA	NA	NA	

Appendix C: Health-Based Screening Levels and Acute Toxicity Values

Compound	CAS #	For the Chronic Evaluation (HBSL)			For the Acute Evaluation (ATV)					
		Region 9 PRG (µg/m <sup>3</sup> )	Toxicity Endpoint (c-9) (nc)	Region 3 RBC (µg/m <sup>3</sup> )	Toxicity Endpoint (c-9) (nc)	Health-based Screening Level (µg/m <sup>3</sup> )	ERPG (µg/m <sup>3</sup> )	TEEL (µg/m <sup>3</sup> )	Source (T or E)	Acute Toxicity Value (µg/m <sup>3</sup> )
1,4-Dichlorobenzene	106-46-7	3.06E-01	c	2.85E-01	c	3.08E-01	NA	6.61E+05	T	6.61E+05
Benzyl alcohol	100-51-6	1.10E+03	nc	1.10E+03	nc	1.10E+03	NA	5.53E+04	T	5.53E+04
2-Methylphenol	95-48-7	1.83E+02	nc	1.83E+02	nc	1.83E+02	NA	6.63E+04	T	6.63E+04
1,2-Dichlorobenzene	95-50-1	2.09E+02	nc	3.29E-01	nc	2.09E+02	NA	3.01E+05	T	3.01E+05
bis(2-Chloroisopropyl)ether o-Toluidine	108-60-1	1.92E-01	c	1.79E-01	c	1.92E-01	NA	6.99E+04	T	6.99E+04
4-Methylphenol/3-Methylphenol	95-53-4	2.80E-02	c	2.61E-02	c	2.80E-02	NA	2.63E+04	T	2.63E+04
N-Nitroso-di-n-propylamine	1319-77-3	1.83E+01	nc	1.83E+01	nc	1.83E+01	NA	6.63E+04	T	6.63E+04
N-Nitroso-di-n-propylamine Acetophenone	621-64-7	9.61E-04	c	8.94E-04	c	9.61E-04	NA	5.32E+03	T	5.32E+03
N-Nitrosomorpholine	98-86-2	2.10E-02	nc	2.08E-02	nc	2.10E-02	NA	1.47E+05	T	1.47E+05
N-Nitrosopyrrolidine	59-89-2	NA		NA		NA	NA	3.00E+04	T	3.00E+04
Hexachloroethane	930-55-2	3.15E-03	c	2.98E-03	c	3.15E-03	NA	NA		
Nitrobenzene	67-72-1	4.80E-01	c	4.47E-01	c	4.80E-01	NA	2.90E+04	T	2.90E+04
N-Nitrosopiperidine	98-95-3	2.09E+00	nc	2.19E+00	nc	2.09E+00	NA	1.51E+04	T	1.51E+04
Isophorone	100-75-4	NA		NA		NA	NA	NA		
2,4-Dimethylphenol	78-59-1	7.08E+00	c	6.59E+00	c	7.08E+00	NA	2.83E+04	T	2.83E+04
2-Nitrophenol	105-67-9	7.30E+01	nc	7.30E+01	nc	7.30E+01	NA	NA		
bis(2-Chloroethoxy)methane	88-75-5	NA		NA		NA	NA	NA		
Benzoic acid	111-91-1	NA		NA		NA	NA	NA		
2,4-Dichlorophenol	65-85-0	1.50E+04	nc	1.46E+04	nc	1.50E+04	NA	1.25E+04	T	1.25E+04
1,2,4-Trichlorobenzene	120-83-2	1.10E+01	nc	1.10E+01	nc	1.10E+01	NA	3.00E+04	T	3.00E+04
Naphthalene	120-82-1	2.08E+02	nc	2.08E+02	nc	2.08E+02	NA	3.71E+04	T	3.71E+04
p-Chloroaniline	91-20-3	3.13E+00	nc	3.29E+00	nc	3.13E+00	NA	7.86E+04	T	7.86E+04
2,6-Dichlorophenol	106-47-8	1.46E+01	nc	1.46E+01	nc	1.46E+01	NA	5.21E+03	T	5.21E+03
Hexachloropropene	87-65-0	NA		NA		NA	NA	3.00E+04	T	3.00E+04
Hexachlorobutadiene	1888-71-7	NA		NA		NA	NA	NA		
Dimethylphenethylamine	87-68-3	8.62E-02	c	8.03E-02	c	8.62E-02	3.21E+04	3.20E+04	E	3.21E+04
N-Nitroso-di-n-butylamine	122-09-8	3.65E+00	nc	NA		3.65E+00	NA	NA		
4-Chloro-3-methylphenol	924-16-3	1.20E-03	c	1.12E-03	c	1.20E-03	NA	NA		
Safrole	35421-08-0	NA		NA		NA	NA	NA		
2-Methylnaphthalene	94-59-7	NA		NA		NA	NA	NA		
1,2,4,5-Tetrachlorobenzene	91-57-6	NA		NA		NA	NA	2.00E+04	T	2.00E+04
Hexachlorocyclopentadiene	95-94-3	1.10E+00	nc	1.10E+00	nc	1.10E+00	NA	3.00E+04	T	3.00E+04
2,4,6-Trichlorophenol	77-47-4	7.30E-02	nc	7.30E-02	nc	7.30E-02	NA	2.23E+02	T	2.23E+02
2,4,5-Trichlorophenol	88-06-2	6.20E-01	c	6.26E-01	c	6.20E-01	NA	3.00E+04	T	3.00E+04
Isosafrole	95-95-4	3.65E+02	nc	3.65E+02	nc	3.65E+02	NA	3.00E+04	T	3.00E+04
2-Chloronaphthalene	120-58-1	NA		NA		NA	NA	NA		
2-Nitroaniline	91-58-7	2.92E+02	nc	2.92E+02	nc	2.92E+02	NA	6.00E+02	T	6.00E+02
1,4-Naphthoquinone	88-74-4	2.09E-01	nc	2.08E-01	nc	2.09E-01	NA	NA		
	130-15-4	NA		NA		NA	NA	2.50E+02	T	2.50E+02

Appendix C: Health-Based Screening Levels and Acute Toxicity Values

Compound	CAS #	For the Chronic Evaluation (HBSL)				For the Acute Evaluation (ATV)				
		Region 9 PRG (µg/m <sup>3</sup> )	Toxicity Endpoint (c or nc)	Region 9 RBC (µg/m <sup>3</sup> )	Toxicity Endpoint (c or nc)	Health-based Screening Level (µg/m <sup>3</sup> )	ERPG (µg/m <sup>3</sup> )	TEEL (µg/m <sup>3</sup> )	Source (T or E)	Acute Toxicity Value (µg/m <sup>3</sup> )
Dimethylphthalate	131-11-3	3.65E+04	nc	3.65E+04	nc	3.65E+04	NA	1.50E+04	T	1.50E+04
1,3-Dinitrobenzene	99-65-0	3.65E-01	nc	3.65E-01	nc	3.65E-01	NA	3.00E+03	T	3.00E+03
2,6-Dinitrotoluene	606-20-2	3.65E+00	nc	3.65E+00	nc	3.65E+00	NA	6.00E+02	T	6.00E+02
Acenaphthylene	208-96-8	NA		NA		NA	NA	2.00E+02	T	2.00E+02
3-Nitroaniline	99-09-2	NA		NA		NA	NA	NA		
4-Nitrophenol	100-02-7	2.90E+01	nc	2.92E+01	nc	2.90E+01	NA	3.00E+04	T	3.00E+04
2,4-Dinitrophenol	51-28-5	7.30E+00	nc	7.30E+00	nc	7.30E+00	NA	7.50E+03	T	7.50E+03
Acenaphthene	83-32-9	2.19E+02	nc	2.19E+02	nc	2.19E+02	NA	1.25E+03	T	1.25E+03
2,4-Dinitrotoluene	121-14-2	7.30E+00	nc	7.30E+00	nc	7.30E+00	NA	6.00E+02	T	6.00E+02
Dibenzofuran	132-64-9	1.46E+01	nc	1.46E+01	nc	1.46E+01	NA	1.50E+00	T	1.50E+00
Pentachlorobenzene	608-93-5	2.92E+00	nc	2.92E+00	nc	2.92E+00	NA	3.00E+04	T	3.00E+04
1-Naphthylamine	134-32-7	NA		NA		NA	NA	3.50E+04	T	3.50E+04
2-Naphthylamine	91-59-8	NA		NA		NA	NA	7.50E+03	T	7.50E+03
2,3,4,6-Tetrachlorophenol	58-90-2	1.10E+02	nc	1.10E+02	nc	1.10E+02	NA	NA		
Diethylphthalate	84-66-2	2.92E+03	nc	2.92E+03	nc	2.92E+03	NA	1.50E+04	T	1.50E+04
4-Chlorophenylphenyl ether	7005-72-3	NA		NA		NA	NA	NA		
Fluorene	86-73-7	1.46E+02	nc	1.46E+02	nc	1.46E+02	NA	7.50E+04	T	7.50E+04
5-Nitro-o-toluidine	99-55-8	2.00E-01	c	1.90E-01	c	2.00E-01	NA	NA		
4-Nitroaniline	100-01-6	NA		NA		NA	NA	9.00E+03	T	9.00E+03
4,6-Dinitro-2-methylphenol	534-52-1	NA		3.65E-01	nc	3.65E-01	NA	5.00E+02	T	5.00E+02
Diphenylamine/N-NitrosodPA	62-75-9	1.37E-04	c	1.23E-04	c	1.37E-04	NA	2.50E+03	T	2.50E+03
sym-Trinitrobenzene	99-35-4	1.10E+02	nc	1.10E+02	nc	1.10E+02	NA	3.00E+04	T	3.00E+04
Diallate	2303-16-4	1.10E-01	c	NA		1.10E-01	NA	NA		
Phenacetin	62-44-2	NA		NA		NA	NA	3.00E+04	T	3.00E+04
4-Bromophenylphenyl ether	101-55-3	NA		NA		NA	NA	NA		
Hexachlorobenzene	118-74-1	4.18E-03	c	3.91E-03	c	4.18E-03	NA	7.50E+01	T	7.50E+01
4-Aminobiphenyl	92-67-1	NA		NA		NA	NA	1.50E+03	T	1.50E+03
Prozamide	23950-58-5	2.74E+02	nc	NA		2.74E+02	NA	NA		
Pentachlorophenol	87-86-5	5.60E-02	c	5.22E-02	c	5.60E-02	NA	1.50E+03	T	1.50E+03
Pentachloronitrobenzene	82-68-8	2.59E-02	c	2.41E-02	c	2.59E-02	NA	1.50E+03	T	1.50E+03
Phenanthrene	85-01-8	NA		NA		NA	NA	6.00E+03	T	6.00E+03
Anthracene	120-12-7	1.10E+03	nc	1.10E+03	nc	1.10E+03	NA	2.00E+03	T	2.00E+03
Carbazole	86-74-8	3.36E-01	c	3.13E-01	c	3.36E-01	NA	6.00E+03	T	6.00E+03
Di-n-butylphthalate	84-74-2	3.65E+02	nc	3.65E+02	nc	3.65E+02	NA	NA		
4-Nitroquinoline-1-oxide	56-57-5	NA		NA		NA	NA	1.50E+04	T	1.50E+04
Methapyrene	91-80-5	NA		NA		NA	NA	NA		
Fluoranthene	206-44-0	1.50E+02	nc	1.46E+02	nc	1.50E+02	NA	NA		
Benzidine	92-87-5	2.90E-05	c	2.90E+00	c	2.90E-05	NA	3.00E+01	T	3.00E+01
Pyrene	129-00-0	1.10E+02	nc	1.10E+02	nc	1.10E+02	NA	5.00E+02	T	5.00E+02
								1.50E+04	T	1.50E+04

Appendix C: Health-Based Screening Levels and Acute Toxicity Values

Compound	CAS#	For the Chronic Evaluation (HBSL)				For the Acute Evaluation (ATV)				
		Region 9 PRG (µg/m <sup>3</sup> )	Toxicity Endpoint (C or nc)	Region 3 RBC (µg/m <sup>3</sup> )	Toxicity Endpoint (C or nc)	Health-based Screening Level (µg/m <sup>3</sup> )	ERPG (µg/m <sup>3</sup> )	TEEL (µg/m <sup>3</sup> )	Source (T or E)	Acute Toxicity Value (µg/m <sup>3</sup> )
p-Dimethylaminobenzene	60-11-7	NA		NA		NA	NA	7.50E+04	T	7.50E+04
Chlorobenzilate	510-15-6	2.49E-02	c	2.32E-02	c	2.49E-02	NA	2.50E+02	T	2.50E+02
Keptone	143-50-0	3.74E-04	c	NA		3.74E-04	NA	1.00E+02	T	1.00E+02
Butylbenzylphthalate	85-68-7	7.30E+02	nc	7.30E+02	nc	7.30E+02	NA	5.00E+05	T	5.00E+05
3,3-Dimethylbenzidine	119-93-7	7.30E-04	c	6.81E-04	c	7.30E-04	NA	3.00E+00	T	3.00E+00
2-Acetylaminofluorene	53-96-3	NA		NA		NA	NA	2.50E+03	T	2.50E+03
bis(2-Ethylhexyl)phthalate	117-81-7	4.80E-01	c	4.47E-01	c	4.80E-01	NA	1.00E+04	T	1.00E+04
3,3'-Dichlorobenzidine	91-94-1	1.50E-02	c	1.39E-02	c	1.50E-02	NA	6.21E+03	T	6.21E+03
Benz(a)anthracene	56-55-3	2.17E-02	c	8.58E-03	c	2.17E-02	NA	6.00E+02	T	6.00E+02
Chrysene	218-01-9	2.17E+00	c	8.58E-01	c	2.17E+00	NA	2.00E+02	T	2.00E+02
Di-n-octylphthalate	117-84-0	7.30E+01	nc	7.30E+01	nc	7.30E+01	NA	1.50E+05	T	1.50E+05
7,12-Dimethylbenz(a)anthracene	57-97-6	NA		NA		NA	NA	NA		
Benzo(b)fluoranthene	205-99-2	2.17E-02	c	8.58E-03	c	2.17E-02	NA	NA		
Benzo(k)fluoranthene	207-08-9	2.17E-01	c	8.58E-02	c	2.17E-01	NA	NA		
Benz(a)pyrene	50-32-8	2.17E-03	c	2.02E-03	c	2.17E-03	NA	7.50E+03	T	7.50E+03
3-Methylcholanthrene	56-49-5	NA		NA		NA	NA	1.50E+03	T	1.50E+03
Indeno(1,2,3-cd)pyrene	193-39-5	2.17E-02	c	8.58E-03	c	2.17E-02	NA	NA		
Dibenz(a,h)anthracene	53-70-3	2.17E-03	c	8.58E-04	c	2.17E-03	NA	3.00E+04	T	3.00E+04
Benzo(g,h,i)perylene	191-24-2	NA		NA		NA	NA	3.00E+04	T	3.00E+04

Footnotes:

- PRG: Preliminary Remediation Goals
- c: Cancer
- nc: non-cancer
- RBC: Risk-Based Concentration
- HBSL: Health-based Screening Level
- (E) ERPG: Emergency Response Planning Guidelines
- (T) TEEL: Temporary Emergency Exposure Limits
- ATV: Acute Toxicity Value
- NA: Not available

APPENDIX D  
RISK ASSESSMENT DATA

Table D-1: Comparison of Modeled Air Concentrations With Health-Based Values

Cartridge, 0.45 caliber ball, M1911 (M1911A1 Pistol) DODIC: A475										
Compound	Concentration of Each Pollutant (grams/m <sup>3</sup> )	C <sub>chronic</sub> (µg/m <sup>3</sup> )	Health-Based Screening Level (µg/m <sup>3</sup> )	C <sub>chronic</sub> /HBSL	> 1?	Maximum Concentration (µg/m <sup>3</sup> )	C <sub>acute</sub> (µg/m <sup>3</sup> )	Acute Toxicity Value (µg/m <sup>3</sup> )	C <sub>acute</sub> /ATV	> 1?
<b>Acid Gases</b>										
Hydrogen fluoride	ND	NA	NV		na		NA	1.60E+03		na
Hydrogen chloride	ND	NA	2.08E+01		na		NA	4.50E+03		na
Hydrogen bromide	ND	NA	NV		na		NA	9.93E+03		na
Nitric Acid	ND	NA	NV		na		NA	1.30E+03		na
Phosphoric acid	ND	NA	1.04E+01		na		NA	3.00E+03		na
Sulfuric Acid	ND	NA	NV		na		NA	2.00E+03		na
<b>Cyanide</b>										
Particulate Cyanide	ND	NA	7.30E+01		na		NA	5.00E+03		na
Hydrogen Cyanide	4.85E-08	3.08E-04	3.13E+00	9.84E-05	no	2.16E-01	2.16E-01	5.17E+03	4.17E-05	no
<b>Particulates</b>										
Total Suspended Particulate	1.558E-06	9.88E-03	5.00E+01	1.98E-04	no	1.73E+00	1.73E+00	NA		na
PM10	1.770E-06	1.12E-02	5.00E+01	2.25E-04	no	1.97E+00	1.97E+00	NA		na
PM2.5	1.508E-06	9.55E-03	1.50E+01	6.37E-04	no	1.67E+00	1.67E+00	NA		na
<b>Metals</b>										
Aluminum	6.887E-09	4.37E-05	5.11E+00	8.55E-06	no	3.06E-02	3.06E-02	3.00E+04	1.02E-06	no
Antimony	1.404E-07	8.90E-04	1.46E+00	6.10E-04	no	6.24E-01	6.24E-01	1.50E+03	4.16E-04	no
Arsenic	3.145E-10	8.55E-07	4.47E-04	1.91E-03	no	1.40E-03	1.40E-03	3.00E+01	4.66E-05	no
Barium	7.060E-08	4.48E-04	5.21E-01	8.59E-04	no	3.14E-01	3.14E-01	1.50E+03	2.09E-04	no
Beryllium	ND	NA	8.00E-04		na		NA	5.00E+00		na
Cadmium	ND	NA	1.07E-03		na		NA	3.00E+01		na
Calcium	4.492E-10	2.85E-06	NV		na	2.00E-03	2.00E-03	3.00E+04	6.66E-08	no
Chromium	ND	NA	1.53E-04		na		NA	1.50E+03		na
Cobalt	ND	NA	2.20E+02		na		NA	6.00E+01		na
Copper	7.442E-08	4.72E-04	1.46E+02	3.23E-06	no	3.31E-01	3.31E-01	3.00E+03	1.10E-04	no
Lead	5.915E-07	3.75E-03	1.50E+00	2.50E-03	no	2.63E+00	2.63E+00	1.50E+02	1.75E-02	no
Magnesium	ND	NA	NV		na		NA	3.00E+04		na
Manganese	ND	NA	5.11E-02		na		NA	3.00E+03		na
Nickel	ND	NA	7.30E+01		na		NA	3.00E+03		na
Selenium	ND	NA	1.83E+01		na		NA	6.00E+02		na
Silver	ND	NA	1.83E+01		na		NA	3.00E+02		na
Thallium	ND	NA	2.56E-01		na		NA	3.00E+02		na
Vanadium	ND	NA	2.56E+01		na		NA	1.50E+02		na
Zinc	1.151E-08	7.30E-05	1.10E+03	6.67E-08	no	5.11E-02	5.11E-02	3.00E+04	1.70E-06	no
<b>TO-11 Carbonyls</b>										
Formaldehyde	1.193E-09	3.24E-06	1.48E-01	2.19E-05	no	1.33E-03	1.33E-03	1.23E+03	1.08E-06	no
Acetaldehyde	ND	NA	8.73E-01		na		NA	1.80E+04		na
Acetone	ND	NA	3.65E+02		na		NA	2.37E+06		na
Acrolein	ND	NA	2.09E-02		na		NA	2.30E+02		na

Table D-1: Comparison of Modeled Air Concentrations With Health-Based Values

Cartridge 0.45 caliber ball M1911 (M1911/A1 Pistol) DODIC-A475										
Compound	Concentration of Each Pollutant (grams/m <sup>3</sup> )	C <sub>chronic</sub> (µg/m <sup>3</sup> )	Health-Based Screening Level (µg/m <sup>3</sup> )	C <sub>chronic</sub> /HBSL	> 1?	Maximum Concentration (µg/m <sup>3</sup> )	C <sub>acute</sub> (µg/m <sup>3</sup> )	Acute Toxicity Value (µg/m <sup>3</sup> )	C <sub>acute</sub> /ATV	> 1?
Propionaldehyde	ND	NA	NV		na		NA	7.50E+04		na
Crotonaldehyde	ND	NA	3.54E-03		na		NA	5.72E+03		na
Butyraldehyde	ND	NA	NV		na		NA	7.38E+04		na
Benzaldehyde	ND	NA	3.65E+02		na		NA	1.50E+04		na
Isovaleraldehyde	ND	NA	NV		na		NA	NA		na
Valeraldehyde	ND	NA	NV		na		NA	NA		na
o,m,p-Toluialdehyde	ND	NA	NV		na		NA	NA		na
Hexaldehyde	ND	NA	NV		na		NA	NA		na
2,5-Dimethylbenzaldehyde	ND	NA	NV		na		NA	NA		na
<b>Hydrocarbons</b>										
Methane	3.668E-08	2.45E-04	NV		na	1.72E-01	1.72E-01	3.30E+06	5.21E-08	no
Ethylene	1.797E-08	1.14E-04	NV		na	7.99E-02	7.99E-02	4.60E+05	1.74E-07	no
Acetylene	1.132E-08	7.18E-05	NV		na	1.26E-02	1.26E-02	NA		na
Ethane	2.868E-09	1.82E-05	NV		na	3.18E-03	3.18E-03	NA		na
Propylene	5.623E-09	3.57E-05	NV		na	6.25E-03	6.25E-03	NA		na
Propane	ND	NA	NV		na		NA	3.78E+06		na
Propyne (methyl acetylene)	1.042E-09	6.61E-06	NV		na	4.63E-03	4.63E-03	2.79E+06	1.66E-09	no
Isobutane	ND	NA	NV		na		NA	9.52E+05		na
1-Butene/isobutylene (115-11-7)	1.789E-09	1.13E-05	NV		na	7.93E-03	7.93E-03	6.87E+06	1.15E-09	no
1,3-Butadiene/butane	ND	NA	3.74E-03		na		NA	2.20E+04		na
cis-butene	ND	NA	NV		na		NA	1.72E+04		na
1-Butyne	ND	NA	NV		na		NA	NA		na
trans-Butene	ND	NA	NV		na		NA	NA		na
2-Butyne (crotonylene)	ND	NA	NV		na		NA	1.72E+04		na
n-Pentane	ND	NA	NV		na		NA	NA		na
n-Hexane	2.881E-09	1.83E-05	2.10E+02		na	1.28E-02	1.28E-02	1.80E+06		na
<b>Dioxins/Furans</b>										
2378-Tetrachlorodibenzo-p-dioxin	ND	NA	4.48E-08		na		NA	3.50E+00		na
12378-Pentachlorodibenzo-p-dioxin	ND	NA	NV		na		NA	2.50E+00		na
123478-Hexachlorodibenzo-p-dioxin	ND	NA	NV		na		NA	NA		na
123678-Hexachlorodibenzo-p-dioxin	ND	NA	NV		na		NA	1.50E+01		na
123789-Hexachlorodibenzo-p-dioxin	ND	NA	1.48E-06		na		NA	NA		na
1234678-Heptachlorodibenzo-p-dioxin	6.001E-17	3.81E-13	NV		na	6.67E-11	6.67E-11	NA		na
OCDD	5.585E-16	3.54E-12	NV		na	2.48E-09	2.48E-09	1.50E+02	1.65E-11	no
2378-Tetrachlorodibenzo-p-furan	ND	NA	NV		na		NA	2.00E+00		na
12378-Pentachlorodibenzo-p-furan	ND	NA	NV		na		NA	NA		na
23478-Pentachlorodibenzo-o-furan	ND	NA	NV		na		NA	7.50E-02		na
123478-Hexachlorodibenzo-p-furan	5.310E-17	3.37E-13	NV		na	2.36E-10	2.36E-10	7.50E+00	3.15E-11	no
123678-Hexachlorodibenzo-p-furan	ND	NA	NV		na		NA	2.50E+00		na

Table D-1: Comparison of Modeled Air Concentrations With Health-Based Values

Cartridge, 0.45 caliber ball, M1911 (M1911A1 Pistol) DODIC: A475										
Compound	Concentration of Each Pollutant (grams/m <sup>3</sup> )	C <sub>chronic</sub> (µg/m <sup>3</sup> )	Health-Based Screening Level (µg/m <sup>3</sup> )	C <sub>chronic</sub> /HBSL	> 1?	Maximum Concentration (µg/m <sup>3</sup> )	C <sub>acute</sub> (µg/m <sup>3</sup> )	Acute Toxicity Value (µg/m <sup>3</sup> )	C <sub>acute</sub> /ATV	> 1?
123789-Hexachlorodibenzo-p-furan	ND	NA	NV		na		NA	NA		na
234678-Hexachlorodibenzo-p-furan	ND	NA	NV		na		NA	1.50E+00		na
1234678-Heptachlorodibenzo-p-furan	4.285E-17	2.72E-13	NV		na	4.76E-11	4.76E-11	NA		na
1234789-Heptachlorodibenzo-p-furan	ND	NA	NV		na		NA	NA		na
OCDF	1.154E-16	7.32E-13	NV		na	5.13E-10	5.13E-10	3.00E+02	1.71E-12	no
<b>Permanent Gases</b>										
Ammonia (NH3)	5.645E-08	3.58E-04	1.04E+02	3.43E-06	no	6.27E-02	6.27E-02	1.75E+04	3.58E-06	no
Carbon Dioxide (CO2)	9.202E-06	5.84E-02	NV		na	4.09E+01	4.09E+01	5.40E+07	7.57E-07	no
Carbon Monoxide (CO)	1.124E-05	7.13E-02	1.00E+04	7.13E-06	no	1.25E+01	1.25E+01	2.30E+05	5.43E-05	no
Oxides of Nitrogen (as NO)	2.182E-07	1.38E-03	1.00E+02	1.38E-05	no	9.70E-01	9.70E-01	3.08E+04	3.15E-05	no
Sulfur Dioxide (SO2)	4.225E-09	2.68E-05	8.00E+01	3.35E-07	no	4.69E-03	4.69E-03	7.89E+02	5.95E-06	no
<b>VOCs</b>										
Propene	3.916E-09	2.48E-05	NV		na	4.35E-03	4.35E-03	NA		na
Dichlorodifluoromethane	3.399E-12	2.16E-08	2.09E+02	1.03E-10	no	1.51E-05	1.51E-05	1.48E+07	1.02E-12	no
Chlorodifluoromethane	ND	NA	5.11E+04		na		NA	4.41E+06		na
Freon 114	ND	NA	NV		na		NA	2.10E+07		na
Chloromethane	1.989E-11	5.41E-08	1.07E+00	5.07E-08	no	8.84E-05	8.84E-05	2.09E+05	4.29E-10	no
Vinyl Chloride	ND	NA	2.20E-02		na		NA	1.28E+04		na
1,3-Butadiene	1.162E-10	3.16E-07	3.74E-03	8.45E-05	no	1.29E-04	1.29E-04	2.20E+04	5.87E-09	no
Bromomethane	ND	NA	5.21E+00		na		NA	5.82E+04		na
Chloroethane	ND	NA	2.32E+00		na		NA	2.64E+06		na
Dichlorofluoromethane	ND	NA	2.09E+02		na		NA	1.48E+07		na
Trichlorofluoromethane	ND	NA	7.30E+02		na		NA	2.81E+06		na
Pentane	2.839E-11	1.80E-07	NV		na	1.26E-04	1.26E-04	1.80E+06	7.01E-11	no
Acrolein	1.966E-09	1.25E-05	2.09E-02	5.98E-04	no	2.18E-03	2.18E-03	2.30E+02	9.50E-06	no
1,1-Dichloroethene	ND	NA	5.21E+02		na		NA	7.92E+04		na
Freon 113	ND	NA	3.13E+04		na		NA	9.58E+06		na
Acetone	ND	NA	3.65E+02		na		NA	2.37E+06		na
Methyl iodide	ND	NA	NV		na		NA	1.45E+05		na
Carbon Disulfide	2.999E-10	1.90E-06	7.30E+02	2.61E-09	no	1.33E-03	1.33E-03	3.11E+04	4.29E-08	no
Acetonitrile	7.391E-10	4.69E-06	6.20E+01	7.56E-08	no	3.28E-03	3.28E-03	1.01E+05	3.26E-08	no
3-Chloropropene	ND	NA	1.04E+00		na		NA	9.39E+03		na
Methylene Chloride	2.516E-09	6.84E-06	4.09E+00	1.67E-06	no	2.80E-03	2.80E-03	6.96E+05	4.02E-09	no
tert-Butyl Alcohol	ND	NA	NV		na		NA	4.55E+05		na
Acrylonitrile	4.180E-10	1.14E-06	2.83E-02	4.02E-05	no	4.64E-04	4.64E-04	2.17E+04	2.14E-08	no
trans-1,2-Dichloroethene	ND	NA	7.30E+01		na		NA	4.95E+04		na
Methyl t-Butyl Ether	ND	NA	3.13E+03		na		NA	4.32E+05		na
Hexane	ND	NA	2.09E+02		na		NA	5.28E+05		na
1,1-Dichloroethene	ND	NA	5.21E+02		na		NA	7.92E+04		na

Table D-1: Comparison of Modeled Air Concentrations With Health-Based Values

Cartridge, 0.45-caliber ball, M1911 (M1911A1 Pistol) DODIG A475										
Compound	Concentration of Each Pollutant (grams/m <sup>3</sup> )	C <sub>chronic</sub> (µg/m <sup>3</sup> )	Health-Based Screening Level (µg/m <sup>3</sup> )	C <sub>chronic</sub> /HBSL	> 1?	Maximum Concentration (µg/m <sup>3</sup> )	C <sub>acute</sub> (µg/m <sup>3</sup> )	Acute Toxicity Value (µg/m <sup>3</sup> )	C <sub>acute</sub> /ATV	> 1?
Vinyl Acetate	ND	NA	2.09E+02		na		NA	1.92E+04		na
cis-1,2-Dichloroethene	ND	NA	3.65E+01		na		NA	7.92E+05		na
2-Butanone	7.502E-11	4.76E-07	1.04E+03	4.56E-10	no	3.33E-04	3.33E-04	8.85E+05	3.77E-10	no
Ethyl Acetate	ND	NA	3.29E+03		na		NA	1.44E+06		na
Methyl Acrylate	ND	NA	1.10E+02		na		NA	NA		na
Chloroform	ND	NA	8.35E-02		na		NA	9.76E+03		na
1,1,1-Trichloroethane	3.000E-12	1.90E-08	1.04E+03	1.82E-11	no	3.33E-06	3.33E-06	1.94E+06	1.72E-12	no
Carbon Tetrachloride	ND	NA	1.28E-01		na		NA	1.28E+05		na
1,2-Dichloroethane	1.060E-10	2.88E-07	7.39E-02	3.90E-06	no	4.71E-04	4.71E-04	8.08E+03	5.83E-08	no
Benzene	5.832E-09	1.59E-05	2.49E-01	6.36E-05	no	6.48E-03	6.48E-03	1.56E+05	4.15E-08	no
Isocyclane (2,2,4-trimethylpentane)	ND	NA	NV		na		NA	3.50E+05		na
Heptane	ND	NA	NV		na		NA	1.80E+06		na
Trichloroethane	ND	NA	1.04E+03		na		NA	1.94E+06		na
Ethyl Acrylate	ND	NA	1.40E-01		na		NA	6.14E+04		na
1,2-Dichloropropane	ND	NA	9.89E-02		na		NA	5.08E+05		na
Methyl Methacrylate	ND	NA	7.30E+02		na		NA	4.09E+05		na
Dibromomethane	ND	NA	3.65E+01		na		NA	2.50E+05		na
1,4-Dioxane	ND	NA	6.11E-01		na		NA	9.00E+04		na
Bromodichloromethane	ND	NA	1.08E-01		na		NA	3.07E+03		na
4-Methyl-2-Pentanone	ND	NA	8.34E+01		na		NA	3.07E+03		na
Toluene	1.154E-09	7.32E-06	4.02E+02	1.82E-08	no	1.28E-03	1.28E-03	1.88E+05	6.84E-09	no
Octane	ND	NA	NV		na		NA	NA		na
trans-1,3-Dichloropropene	ND	NA	5.17E-02		na		NA	NA		na
Ethyl Methacrylate	ND	NA	3.29E+02		na		NA	NA		na
1,1,2-Trichloroethane	ND	NA	1.20E-01		na		NA	1.64E+05		na
Tetrachloroethene	ND	NA	3.31E+00		na		NA	6.78E+05		na
2-Hexanone	ND	NA	5.11E+00		na		NA	4.09E+04		na
Dibromochloromethane	ND	NA	8.00E-02		na		NA	6.00E+03		na
1,2-Dibromoethane	ND	NA	8.73E-03		na		NA	1.54E+05		na
Chlorobenzene	ND	NA	6.21E+01		na		NA	1.38E+05		na
1,1,1,2-Tetrachloroethane	ND	NA	2.60E-01		na		NA	5.15E+04		na
Ethylbenzene	6.080E-11	3.86E-07	1.06E+03	3.64E-10	no	2.70E-04	2.70E-04	5.43E+05	4.98E-10	no
m&p-Xylene	1.520E-10	9.64E-07	7.30E+02	1.32E-09	no	6.76E-04	6.76E-04	6.51E+05	1.04E-09	no
o-Xylene	7.600E-11	4.82E-07	7.30E+02	6.60E-10	no	3.38E-04	3.38E-04	6.51E+05	5.19E-10	no
Styrene	1.491E-10	9.46E-07	1.06E+03	8.93E-10	no	1.66E-04	1.66E-04	2.13E+05	7.78E-10	no
Bromoform	ND	NA	1.75E+00		na		NA	6.20E+03		na
Cumene	ND	NA	4.02E+02		na		NA	2.46E+05		na
1,1,2,2-Tetrachloroethane	ND	NA	3.31E-02		na		NA	2.06E+04		na
1,2,3-Trichloropropane	ND	NA	9.61E-04		na		NA	6.03E+04		na

Table D-1: Comparison of Modeled Air Concentrations With Health-Based Values

Cartridge, 0.45 caliber ball, M1911A1 Pistol DODIC: A475										
Compound	Concentration of Each Pollutant (grams/m <sup>3</sup> )	C <sub>chronic</sub> (µg/m <sup>3</sup> )	Health-Based Screening Level (µg/m <sup>3</sup> )	C <sub>chronic</sub> /HBSL	> 1?	Maximum Concentration (µg/m <sup>3</sup> )	C <sub>acute</sub> (µg/m <sup>3</sup> )	Acute Toxicity Value (µg/m <sup>3</sup> )	C <sub>acute</sub> /ATV	> 1?
Bromobenzene	ND	NA	1.04E+01		na		NA	4.82E+04		na
4-Ethyltoluene	1.710E-11	1.08E-07	NV		na	7.60E-05	7.60E-05	1.25E+05	6.08E-10	no
1,3,5-Trimethylbenzene	ND	NA	6.21E+00		na		NA	3.68E+05		na
Alpha Methyl Styrene	ND	NA	2.56E+02		na		NA	NA		na
1,2,4-Trimethylbenzene	2.597E-11	1.65E-07	6.21E+00	2.65E-08	no	1.15E-04	1.15E-04	1.80E+05	6.41E-10	no
1,3-Dichlorobenzene	ND	NA	3.29E+00		na		NA	3.61E+04		na
1,4-Dichlorobenzene	ND	NA	3.06E-01		na		NA	6.61E+05		na
Benzyl Chloride	ND	NA	3.96E-02		na		NA	5.20E+03		na
1,2-Dichlorobenzene	ND	NA	2.09E+02		na		NA	3.01E+05		na
Hexachloroethane	ND	NA	4.80E-01		na		NA	2.90E+04		na
1,2,4-Trichlorobenzene	ND	NA	2.08E+02		na		NA	3.71E+04		na
Hexachlorobutadiene	ND	NA	8.73E-02		na		NA	3.21E+04		na
<b>SVOCs</b>										
n-nitrosodimethylamine	ND	NA	1.37E-04		na		NA	2.50E+03		na
bis(2-chloroethyl)ether	ND	NA	5.82E-03		na		NA	5.85E+04		na
phenol	ND	NA	2.19E+03		na		NA	3.89E+04		na
2-chlorophenol	ND	NA	1.83E+01		na		NA	5.25E+03		na
1,3-Dichlorobenzene	ND	NA	3.29E+00		na		NA	3.61E+04		na
1,4-dichlorobenzene	ND	NA	3.06E-01		na		NA	6.61E+05		na
1,2-dichlorobenzene	ND	NA	2.09E+02		na		NA	3.01E+05		na
benzyl alcohol	ND	NA	1.10E+03		na		NA	5.83E+04		na
bis(2-chloroisopropyl)ether	ND	NA	1.92E-01		na		NA	6.99E+04		na
2-methylphenol	ND	NA	1.83E+02		na		NA	NA		na
hexachloroethane	ND	NA	4.80E-01		na		NA	2.90E+04		na
n-nitroso-di-n-propylamine	ND	NA	9.61E-04		na		NA	2.00E+02		na
4-methylphenol	ND	NA	1.83E+02		na		NA	NA		na
nitrobenzene	ND	NA	2.09E+00		na		NA	1.51E+04		na
isophorone	ND	NA	7.08E+00		na		NA	2.83E+04		na
2-nitrophenol	ND	NA	NV		na		NA	NA		na
2,4-dimethylphenol	ND	NA	7.30E+01		na		NA	NA		na
bis(2-chloroethoxy)methane	ND	NA	NV		na		NA	NA		na
2,4-dichlorophenol	ND	NA	1.10E+01		na		NA	3.00E+04		na
1,2,4-Trichlorobenzene	ND	NA	2.08E+02		na		NA	3.71E+04		na
naphthalene	ND	NA	3.13E+00		na		NA	7.86E+04		na
4-chloroaniline	ND	NA	1.46E+01		na		NA	3.00E+04		na
hexachlorobutadiene	ND	NA	8.62E-02		na		NA	3.21E+04		na
4-chloro-3-methylphenol	ND	NA	NV		na		NA	2.00E+04		na
2-methylnaphthalene	ND	NA	7.30E+01		na		NA	2.00E+04		na

Table D-1: Comparison of Modeled Air Concentrations With Health-Based Values

Cartridge, 0.45 caliber ball, M1911 (M1911A1 Pistol) DOBIC A475										
Compound	Concentration of Each Pollutant (grams/m <sup>3</sup> )	C <sub>chronic</sub> (µg/m <sup>3</sup> )	Health-Based Screening Level (µg/m <sup>3</sup> )	C <sub>chronic</sub> /HBSL	> 1?	Maximum Concentration (µg/m <sup>3</sup> )	C <sub>acute</sub> (µg/m <sup>3</sup> )	Acute Toxicity Value (µg/m <sup>3</sup> )	C <sub>acute</sub> /ATV	> 1?
hexachlorocyclopentadiene	ND	NA	7.30E-02		na		NA	2.23E+02		na
2,4,6-trichlorophenol	ND	NA	1.10E+02		na		NA	3.00E+04		na
2,4,5-trichlorophenol	ND	NA	3.65E+02		na		NA	3.00E+04		na
2-chloronaphthalene	ND	NA	2.92E+02		na		NA	6.00E+02		na
2-nitroaniline	ND	NA	2.09E-01		na		NA	NA		na
Acenaphthylene	ND	NA	NV		na		NA	2.00E+02		na
dimethylphthalate	ND	NA	3.65E+04		na		NA	1.50E+04		na
2,6-dinitrotoluene	ND	NA	3.65E+00		na		NA	6.00E+02		na
acenaphthene	ND	NA	2.19E+02		na		NA	1.25E+03		na
3-nitroaniline	ND	NA	NV		na		NA	NA		na
2,4-dinitrophenol	ND	NA	7.30E+00		na		NA	7.50E+03		na
dibenzofuran	ND	NA	1.46E+01		na		NA	NA		na
2,4-dinitrotoluene	ND	NA	7.30E+00		na		NA	6.00E+02		na
4-nitrophenol	ND	NA	2.92E+01		na		NA	3.00E+04		na
Fluorene	ND	NA	1.46E+02		na		NA	7.50E+04		na
4-chlorophenyl-phenylether	ND	NA	NV		na		NA	NA		na
diethylphthalate	ND	NA	2.92E+03		na		NA	1.50E+04		na
4-nitroaniline	ND	NA	NV		na		NA	9.00E+03		na
4,6-dinitro-2-methylphenol	ND	NA	3.65E-01		na		NA	5.00E+02		na
n-nitrosodiphenylamine(1)	ND	NA	1.37E+00		na		NA	NA		na
4-bromophenyl-phenylether	ND	NA	NV		na		NA	NA		na
hexachlorobenzene	ND	NA	4.18E-03		na		NA	7.50E+01		na
pentachlorophenol	ND	NA	5.60E-02		na		NA	1.50E+03		na
phenanthrene	ND	NA	NV		na		NA	2.00E+03		na
anthracene	ND	NA	1.10E+03		na		NA	6.00E+03		na
di-n-butylphthalate	ND	NA	3.65E+02		na		NA	1.50E+04		na
fluoranthene	ND	NA	1.46E+02		na		NA	3.00E+01		na
pyrene	ND	NA	1.10E+02		na		NA	1.50E+04		na
butylbenzylphthalate	ND	NA	7.30E+02		na		NA	5.00E+05		na
benzo(a)anthracene	ND	NA	2.17E-02		na		NA	6.00E+02		na
chrysene	ND	NA	2.17E+00		na		NA	2.00E+02		na
3,3-dichlorobenzidine	ND	NA	1.50E-02		na		NA	6.21E+03		na
bis(2-ethylhexyl)phthalate	ND	NA	4.80E-01		na		NA	1.00E+04		na
di-n-octylphthalate	ND	NA	7.30E+01		na		NA	1.50E+05		na
benzo(b)fluoranthene	ND	NA	2.17E-02		na		NA	NA		na
benzo(k)fluoranthene	ND	NA	2.17E-01		na		NA	NA		na
benzo(a)pyrene	ND	NA	2.17E-03		na		NA	7.50E+03		na
indeno(1,2,3-cd)pyrene	ND	NA	2.17E-02		na		NA	NA		na
dibenz(a,h)anthracene	ND	NA	2.17E-03		na		NA	3.00E+04		na

Table D-1: Comparison of Modeled Air Concentrations With Health-Based Values

Cartridge, 0.45 caliber ball, M1911 (M1911A1 Pistol) DODIC: A475										
Compound	Concentration of Each Pollutant (grams/m <sup>3</sup> )	C <sub>chronic</sub> (µg/m <sup>3</sup> )	Health-Based Screening Level (µg/m <sup>3</sup> )	C <sub>chronic</sub> /HBSL	> 1?	Maximum Concentration (µg/m <sup>3</sup> )	C <sub>acute</sub> (µg/m <sup>3</sup> )	Acute Toxicity Value (µg/m <sup>3</sup> )	C <sub>acute</sub> /ATV	> 1?
benzo(g,h,i)perylene	ND	NA	NV		na		NA	3.00E+04		na
<b>TO-13 (PAHs)</b>										
naphthalene	7.123E-11	4.52E-07	3.13E+00	1.44E-07	no	3.17E-04	3.17E-04	7.86E+04	4.03E-09	no
acenaphthylene	9.735E-12	6.17E-08	NV		na	4.33E-05	4.33E-05	2.00E+02	2.16E-07	no
Acenaphthene	1.072E-12	6.80E-09	2.19E+02	3.10E-11	no	4.76E-06	4.76E-06	1.25E+03	3.81E-09	no
fluorene	4.840E-12	3.07E-08	1.46E+02	2.10E-10	no	2.15E-05	2.15E-05	7.50E+04	2.87E-10	no
phenanthrene	7.965E-12	5.05E-08	NV		na	3.54E-05	3.54E-05	2.00E+03	1.77E-08	no
anthracene	1.141E-12	7.24E-09	1.10E+03	6.61E-12	no	5.07E-06	5.07E-06	6.00E+03	8.46E-10	no
fluoranthene	1.260E-11	7.99E-08	1.46E+02	5.47E-10	no	5.60E-05	5.60E-05	3.00E+01	1.87E-06	no
pyrene	1.897E-11	1.20E-07	1.10E+02	1.10E-09	no	8.43E-05	8.43E-05	1.50E+04	5.62E-09	no
benzo(a)anthracene	5.616E-12	1.53E-08	2.17E-02	7.04E-07	no	2.50E-05	2.50E-05	6.00E+02	4.16E-08	no
chrysene	6.825E-12	1.86E-08	2.17E+00	8.55E-09	no	3.03E-05	3.03E-05	2.00E+02	1.52E-07	no
benzo(b)fluoranthene	6.672E-12	1.81E-08	2.17E-02	8.36E-07	no	7.41E-06	7.41E-06	NA		na
benzo(k)fluoranthene	4.549E-12	1.24E-08	2.17E-01	5.70E-08	no	5.05E-06	5.05E-06	NA		na
Benzo(e)pyrene	5.613E-12	3.56E-08	NV		na	6.24E-06	6.24E-06	NA		na
benzo(a)pyrene	1.326E-12	3.60E-09	2.17E-03	1.66E-06	no	5.89E-06	5.89E-06	7.50E+03	7.86E-10	no
indeno(1,2,3-cd)pyrene	5.765E-12	1.57E-08	2.17E-02	7.22E-07	no	6.41E-06	6.41E-06	NA		na
dibenz(a,h)anthracene	7.740E-13	2.10E-09	2.17E-03	9.70E-07	no	3.44E-06	3.44E-06	3.00E+04	1.15E-10	no
benzo(g,h,i)perylene	7.889E-12	5.00E-08	NV		na	3.51E-05	3.51E-05	3.00E+04	1.17E-09	no
<b>Energetics</b>										
Nitrobenzene	ND	NA	2.09E+00		na		NA	1.51E+04		na
2-Nitrotoluene	ND	NA	3.65E+01		na		NA	NA		na
3-Nitrotoluene	ND	NA	3.65E+01		na		NA	NA		na
4-Nitrotoluene	ND	NA	3.65E+01		na		NA	3.37E+04		na
Nitroglycerine	ND	NA	4.80E-01		na		NA	NA		na
1,3-Dinitrobenzene	ND	NA	3.65E-01		na		NA	3.00E+03		na
2,6-Dinitrotoluene	ND	NA	3.65E+00		na		NA	6.00E+02		na
2,4-Dinitrotoluene	ND	NA	7.30E+00		na		NA	6.00E+02		na
1,3,5-Trinitrobenzene	ND	NA	1.10E+02		na		NA	3.00E+04		na
2,4,6-Trinitrotoluene	ND	NA	2.24E-01		na		NA	2.50E+04		na
RDX	ND	NA	6.11E-02		na		NA	NA		na
4-Amino-2,6-Dinitrotoluene	ND	NA	NV		na		NA	NA		na
2-Amino-2,6-Dinitrotoluene	ND	NA	NV		na		NA	1.50E+04		na
Teiry	ND	NA	3.65E+01		na		NA	NA		na
HMX	ND	NA	1.83E+02		na		NA	NA		na
Pentaerythritol tetranitrate	ND	NA	NV		na		NA	5.00E+01		na
Dibutyl Phthalate	ND	NA	3.65E+02		na		NA	1.50E+04		na
Diocyl Phthalate	ND	NA	4.80E-01		na		NA	1.00E+04		na

Table D-1: Comparison of Modeled Air Concentrations With Health-Based Values

Cartridge, 0.45-caliber ball, M1911 (M1911A1 Pistol) DODIC A475										
Compound	Concentration of Each Pollutant (grams/m <sup>3</sup> )	C <sub>chronic</sub> (µg/m <sup>3</sup> )	Health-Based Screening Level (µg/m <sup>3</sup> )	C <sub>chronic</sub> /HBSL	> 1?	Maximum Concentration (µg/m <sup>3</sup> )	C <sub>acute</sub> (µg/m <sup>3</sup> )	Acute Toxicity Value (µg/m <sup>3</sup> )	C <sub>acute</sub> /ATV	> 1?
Diphenylamine	ND	NA	9.13E+01		na		NA	3.00E+04		na

APPENDIX E

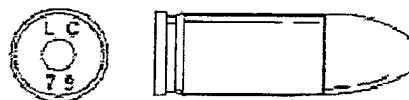
FACT SHEET SUBMITTED TO THE  
U.S. ARMY ENVIRONMENTAL CENTER

# U.S. Army Environmental Center Training Munitions Fact Sheet

## **M1911 .45 Caliber Ball Cartridge**

Department of Defense Identification Code: A475

***Breathing air emissions from the M1911 .45 caliber ball cartridge will not impact the health of residents who live near Army training facilities.***



To be fully prepared to protect our country, U.S. soldiers must train with many different weapons and munitions, including the M1911 .45 caliber ball cartridge. This training is important because it helps prepare our soldiers for a variety of combat situations. While the Army recognizes the value of such comprehensive training on our installations, we also work hard to ensure the safety and health of surrounding communities.

### **WILL BREATHING AIR EMISSIONS FROM THE M1911 .45 CALIBER BALL CARTRIDGE AFFECT MY HEALTH?**

To answer this question, the U.S. Army tested the air emissions that are released when the M1911 is fired. The information gathered during these tests was then analyzed to determine if there would be a potential for health effects from inhalation to residents who live near training areas. Study results, generated using conservative methods, showed that offsite residents breathing air as close as 100 meters (328 feet or about the length of a football field) from the firing location are safe from these emissions. At most locations, training areas are at least 1,000 meters (over half a mile) away from populated areas and the distance to firing locations may be even farther.

### **HOW WAS THE STUDY CONDUCTED?**

To gather data for this study, the M1911 was fired from the M1911A1 pistol in a test chamber. The air in the chamber was then tested to identify the types and amounts of substances released. About 300 different substances were looked for during this part of the study.

This information was then used in an U.S. Environmental Protection Agency (USEPA) approved air model (a computer program that allows estimation of air concentrations) to determine the amount of each substance to which someone living near a training site might be exposed. Downwind concentrations were estimated based on a typical use scenario for the M1911 during training

exercises. Since this study did not look at any one specific training area, the assumptions used in the model would, in most cases, predict higher downwind air concentrations than those expected at an actual training site.

These estimated air concentrations were then compared to screening levels established by the USEPA and other federal agencies. If the air concentrations are less than these screening levels, they are considered safe for the general population, including sensitive people such as the sick, elderly, and children.

### **WHAT ARE THE STUDY LIMITATIONS?**

Many steps were taken to ensure that the results of this study are protective of residents who live near training facilities. However, as with any study, this study has limitations. For example, the study does not consider exposure to other types of munitions that could also be used during the same training event. Due to these limitations, conservative model conditions were used to ensure the protection of public health from breathing M1911 air emissions.

### **WHAT EXACTLY IS THE M1911 .45 CALIBER BALL CARTRIDGE?**

The M1911 is a type of ball ammunition, which means it is intended for use against unarmored targets. The M1911 is used on firing ranges during training and is also used during combat. The M1911 consists of a cartridge case made of copper alloy and a bullet consisting of a copper alloy jacket and a lead antimony slug. The propelling charge is made primarily of nitrocellulose and nitroglycerin. Nitrocellulose is commonly used in furniture lacquers, printing inks, nail polish, and as a primary ingredient in smokeless propellants for military and commercial use. Nitroglycerin is a component in dynamite and is used for military and industrial purposes such as mining and demolition. The M1911 does not have any notable markings and can be identified by its plain bullet tip.

### **WHERE CAN I GET MORE INFORMATION?**

For more information on the M1911 or other military munitions, please call the Army Environmental Hotline at 1-800-USA-3845, visit our Web site at [www.aec.army.mil](http://www.aec.army.mil), or e-mail [t2hotline@aec.apgea.army.mil](mailto:t2hotline@aec.apgea.army.mil).