

The **RESEARCH LABORATORY of ELECTRONICS**
MASSACHUSETTS INSTITUTE OF TECHNOLOGY
77 MASSACHUSETTS AVENUE
CAMBRIDGE, MASSACHUSETTS 02139-4307

27 December 2001

Dr. Peter J. Reynolds
Program Officer, ONR 331
Office of Naval Research
Ballston Centre Tower One
800 North Quincy Street
Arlington, VA 22217-5660

In accordance with the terms of the Office of Naval Research Grant No. N00014-96-1-0432, I am sending you the following material:

Type of Material: Annual Technical Report
Title: Atom Interferometry
Submitted by: Prof. David E. Pritchard
Period Covered: December 1, 2000 - November 30, 2001
Number of Copies: Three plus Form 298
Distribution: Navy Distribution List (3)

Thank you. Please contact me if you have any questions or comments.

Mary S. Greene
RLE Financial Assistant, Room 36-437

cc: Prof. Pritchard (1)
Alex Cronin, 26-229
ACO, Boston, MA
A.F. Favaloro, E19-750
File (1)

OSP 6431200

Enclosures

6431200

REPORT DOCUMENTATION PAGE			Form Approved OMB No. 0704-0188	
Public reporting burden for this collection of information is estimated to average 1 hour per response, including the time for reviewing instructions, searching existing data sources, gathering and maintaining the data needed, and completing and reviewing the collection of information. Send comments regarding this burden estimate or any other aspect of this collection of information, including suggestions for reducing this burden, to Washington Headquarters Services, Directorate for Information Operations and Reports, 1215 Jefferson Davis Highway, Suite 1204, Arlington, VA 22202-4302, and to the Office of Management and Budget, Paperwork Reduction Project (0704-0188), Washington, DC 20503.				
1. AGENCY USE ONLY (Leave blank)	2. REPORT DATE 12/27/01	3. REPORT TYPE AND DATES COVERED Annual Technical 12/1/00 - 11/30/01		
4. TITLE AND SUBTITLE Atom Interferometry			5. FUNDING NUMBERS N00014-96-1-0432	
6. AUTHOR(S) Prof. David E. Pritchard				
7. PERFORMING ORGANIZATION NAME(S) AND ADDRESS(ES) Research Laboratory of Electronics Massachusetts Institute of Technology 77 Massachusetts Avenue Cambridge, MA 02139			8. PERFORMING ORGANIZATION REPORT NUMBER	
9. SPONSORING/MONITORING AGENCY NAME(S) AND ADDRESS(ES) Office of Naval Research Ballston Tower One 800 North Quincy Street Arlington, VA 22217-5660			10. SPONSORING/MONITORING AGENCY REPORT NUMBER 99PR01097-00	
11. SUPPLEMENTARY NOTES The view, opinions and/or findings contained in this report are those of the author(s) and should not be construed as an official Department of the Army position, policy, or decision, unless so designated by other documentation.				
12a. DISTRIBUTION/AVAILABILITY STATEMENT Approved for public release; distribution unlimited.			12b. DISTRIBUTION CODE	
13. ABSTRACT (Maximum 200 words) We are developing new measurement techniques using coherent atom optics (such as beam-splitters, mirrors and lenses) to manipulate matter waves. We operate an atom interferometer, which splits deBroglie waves of matter into two physically separate paths and then recombines the waves to make interference fringes of matter. By measuring the contrast and phase of these interference fringes, our experiments are extremely sensitive to any interactions affecting the atoms.				
14. SUBJECT TERMS			16. PRICE CODE	
17. SECURITY CLASSIFICATION OF REPORT UNCLASSIFIED	18. SECURITY CLASSIFICATION OF THIS PAGE UNCLASSIFIED	19. SECURITY CLASSIFICATION OF ABSTRACT UNCLASSIFIED	20. LIMITATION OF ABSTRACT UL	

20020103 114

Annual Technical Report to ONR:

ONR Grant: #N00014-96-1-0432 "Atom Interferometry"

Period Covered: Dec. 1, 2000 to November 30, 2001

Today's Date: December 26, 2001. Author: Alex Cronin

Principle Investigator: David E. Pritchard

Forward

We are developing new measurement techniques using coherent atom optics (such as beam-splitters, mirrors and lenses) to manipulate matter waves. We operate an atom interferometer, which splits deBroglie waves of matter into two physically separate paths and then recombines the waves to make interference fringes of matter. By measuring the contrast and phase of these interference fringes, our experiments are extremely sensitive to any interactions affecting the atoms.

List of Figures

Figure 1: Improved atom interferometer apparatus

Figure 2: Decoherence experiment diagram

Figure 3: Decoherence due to multiple photon scattering

Figure 4: Index of refraction experiment

Figure 5: Matter wave index of refraction measurements at different velocities

Figure 6: Dispersion compensators

Figure 7: Contrast revival at large electric field

During this grant period we completed experiments on quantum decoherence, we have nearly finished an experiment on the matter-wave index of refraction, and we invented an improved measurement technique for atomic polarizability. These three research topics and a summary of the most important results are each explained in a sub-section below.

Decoherence

Decoherence is of fundamental theoretical importance for any quantum system interacting with its environment, and it is the major practical obstacle for large scale quantum computing. Our three recent experiments on decoherence test various scaling laws and provide new insight on wave-particle duality.

We studied decoherence in a system which is simple enough that the measured decoherence rate constant can be compared with ab initio calculations [KRC01] for the first time. This offers a benchmark measurement supporting several quite general theories of decoherence (many of which are directly relevant to quantum computation efforts). This recent experiment broadens the scope of our earlier, pioneering work on decoherence due to spontaneous photon emission [CHL95] by exploring decoherence as a function of the number, n , of photons scattered from each atom. Scattering multiple photons causes the same time-evolution of decoherence as interaction with a thermal bath, and is theoretically similar to any situation where the quantum system undergoes multiple independent scattering events.

The heart of this experiment is the principle of complementarity, which forbids simultaneous observation of wave and particle behavior. Our results confirm that the atomic interference (a manifestly wave-like behavior) is destroyed when the separation of the interfering paths, d , exceeds the wavelength of the probe, λ , (i.e. when it is possible to identify which path the atom traversed). Building upon the simple framework of the single-photon which-way experiment, we can easily derive the effect of continuous atom-light interaction involving many independent scattered photons. Figure 1 summarizes our results.

In the photon scattering experiment, decoherence depends on quantum entanglement between an atom (which is referred to as the "system") and the final momentum of the scattered photons (which collectively constitute the "environment"). In a second experiment, we replaced the random process of photon scattering with a deterministic momentum transfer caused by a diffraction grating. In this case, loss of contrast still occurs, but less abruptly as a function of separation, and this de-phasing arises from a qualitatively different reason. The atom's own longitudinal momentum plays the role of the environment. This mechanism may not qualify as quantum decoherence, because entanglement between two degrees of freedom of a single particle can never demonstrate what Einstein referred to as "spooky action at a distance".

Finally, we studied how an atom's internal state controls its own decoherence rate. Because the same environment that causes decoherence can also optically pump atoms into an internal state which will no longer scatter laser light, the atom's internal (electronic) state can determine the rate of external (spatial) decoherence.

Matter-wave index of refraction

We measured the matter-wave index of refraction for Na waves passing through targets of Ar, N₂, Kr, and Xe gasses. In analogy to the transmission of light through materials, atom-waves passing through a dilute gas suffer a dispersive phase shift. We measure the ratio, $\rho = \text{Re}(n)/\text{Im}(n)$, of phase shift to amplitude attenuation.

We have observed oscillations in ρ as a function of Na velocity. Much theoretical work has been stimulated by our earlier measurements of ρ [SCE95], and there are conflicting predictions on the dependence of ρ on velocity [ADV95, FYK97]. The variance in the predictions arises because ρ is very sensitive to both long-range (>5 Angstrom) and medium-range (0.5 to 5 Angstrom) atom-atom interactions. By studying oscillations in ρ (which have never before been observed) we hope to constrain the theoretical models of van der Waals molecular potentials.

Electronic velocity multiplexing

We have prototyped a novel atom optic, which we are using for dispersion compensation. Velocity multiplexing using a pair of slotted wheels was previously proposed for improving experiments on dispersive interactions [HPC95]. While this could improve

absolute measurements of atomic polarizability [ESC95], spinning mechanical disks have disadvantages such as: vibrations, reliability, mechanical timing alignment, and a reduction of atom flux to $\frac{1}{4}$. Our new dispersion compensation method uses two compact electric-field gradients, which can be electronically pulsed to give a variable phase shift to atoms with different velocity. This technology should retain 100% of the atom flux, be widely tunable, and ultimately improve measurement accuracy for any dispersive phase shift. We have used two gradient regions to compensate for the dispersion caused by an electric field applied to one arm of the interferometer. This causes a contrast revival at an electric field which normally reduces contrast to an unusable level.

References

[FYK97] R.C. Forrey, L You, V. Kharchenko, and A. Dalgarno, "Refining Molecular Potentials Using Atom Interferometry", Phys. Rev. A 55, p R3311 (1997)

[ADV95] E.Audouard, P. Duplaa, and J. Vigue, "Glory and Resonance Effects in the Index of Refraction for Atomic Waves", Europhys. Lett. 32 pg 397 (1995)

[SCE95] J. Schmiedmayer, M.S. Chapman, C.R. Ekstrom, T.D.Hammond, S.Weinger, and D.E. Pritchard, "Index of Refraction of Various Gases for Sodium Matter Waves", Phys. Rev. Lett. 74 pg 1043 February (1995)

[CHL95] M.S. Chapman, T.D. Hammond, A.L. Lenef, J.Schmiedmayer, R.A.Rubenstein, E.Smith, and D.E.Pritchard, "Photon Scattering from Atoms in an Atom Interferometer: Coherence Lost and Regained" Phys. Rev. Lett. 75 pg. 3783 (1995)

[ESC95] C.R.Ekstrom, J.Schmiedmayer, M.S. Chapman, T.D.Hammond, and D.E.Pritchard, "Measurement of the Electric Polarizability of Sodium with an Atom Interferometer" Phys. Rev. A 51 pg. 3883 (1995)

[HPC95] T.D. Hammond, D.E. Pritchard, M.S. Chapman, A. Lenef, and J. Schmiedmayer, "Multiple Velocity Selection for Precision Matter Wave Interferometry", Appl. Phys. B 60, 193 (1995)

Publications in Peer-Reviewed Journals in the past year

D.A. Kokorowski, A.D. Cronin, T.D. Roberts, and D.E. Pritchard, "From Single to Multiple-Photon Decoherence in an Atom Interferometer" PRL 86 2191, (2001), quant-ph/0009044

D. E. Pritchard, A. D. Cronin, S. Gupta, D.A.Kokorowski, "Atom Optics: Old Ideas, Current Technology, and New Results" Ann. Phys. 10 35, (2001)

S. Gupta, A.E. Leanhardt, A.D. Cronin, and D.E. Pritchard, "Coherent Manipulation of Atoms with Standing Light Waves" C.R. Acad.Sci. IV 479, (2001)

Recent Conference Presentations with Abstracts:

Colloquium, University of Connecticut, Storrs CT, November 20, 2000
Colloquium, University of Puget Sound, Tacoma, WA November 27, 2000
Coherent Spectroscopy Seminar, University of Washington, Seattle, WA, Nov. 29, 00
Physics Colloquium, Whitman College, Walla Walla, WA, December 1, 2000
100 Years of Quantum Theory Conference, Vienna, Germany, December 2000
Physics of Quantum Electronics Conference, Snowbird, UT, January 8, 2001
DAMOP 2001: APS meeting, London, Ontario May 2001
Colloquium, University of Rochester, November 2001

Popular Press on Our Research:

Articles on recent work performed by our interferometer group have appeared in
AIP Physics Bulletin on Physics News, P.F. Schewe, B. Stein, Jan. 4, 1996;
T. Sudbery, Nature **379** (1996) 403;
J. Hecht, Laser Focus World **32** (1996) 20 ;
D. H. Freedman, Discover **17** (1996) 58;
Physics Today **50** (1997) 9;
C. Seife, Science **275** (1997) 931;
P. Yam, Scientific American, June 1997, 124.
R. Pool, Discover, December 1997, 103.,
M. Browne, NY Times (Science Section) August 15, 1995. *It's a Molecule. No, it's
more like a wave.*

Scientific personell supported by this project in the past year:

GRADUATE (Ph.D.): Tony Roberts (PhD expected early 2002), David Kokorowski 2001
UNDERGRADUATE (B.S.): Peter Finin 2001, Martin Tiberg 2001
POSTDOCTORAL ASSOCIATIONS: Alex Cronin

FIGURES:

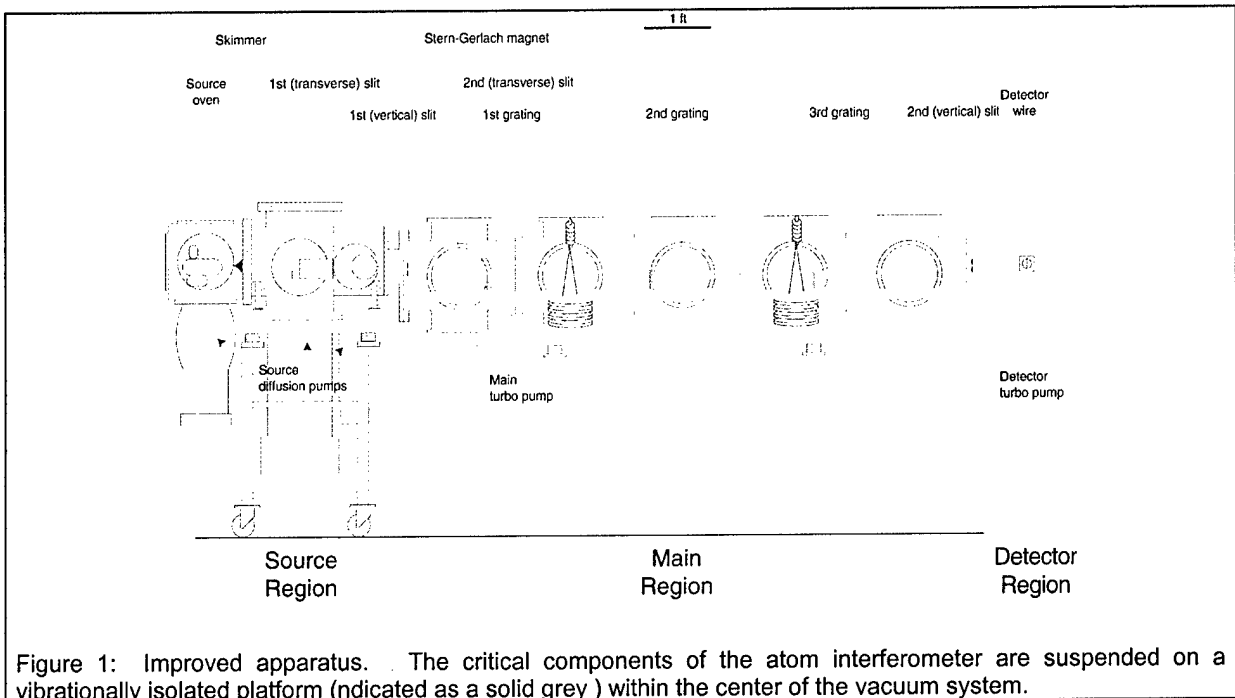


Figure 1: Improved apparatus. The critical components of the atom interferometer are suspended on a vibrationally isolated platform (indicated as a solid grey) within the center of the vacuum system.

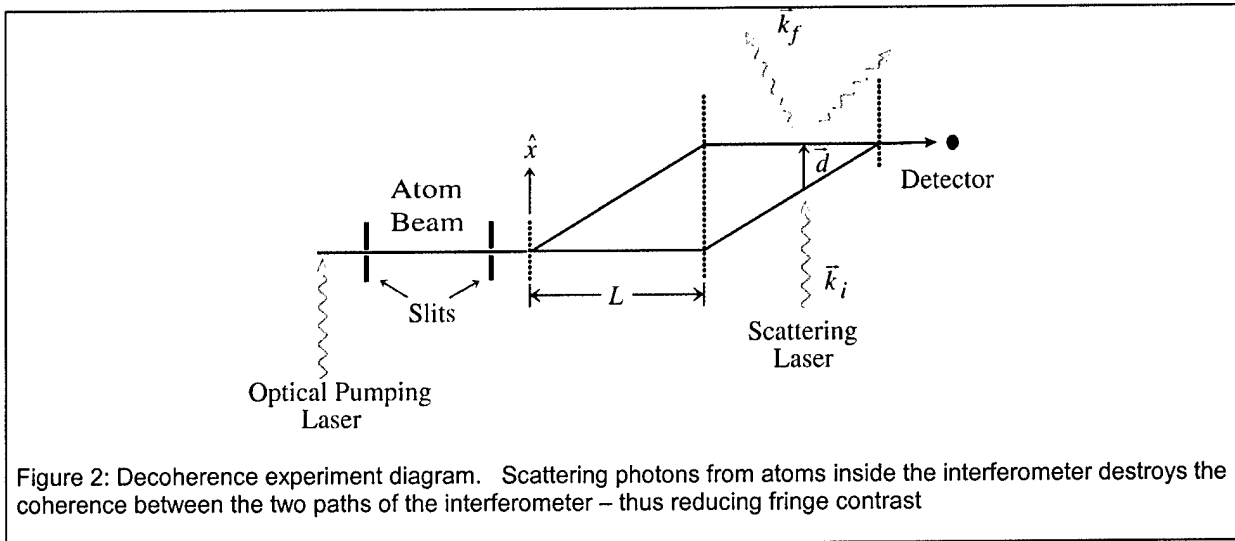
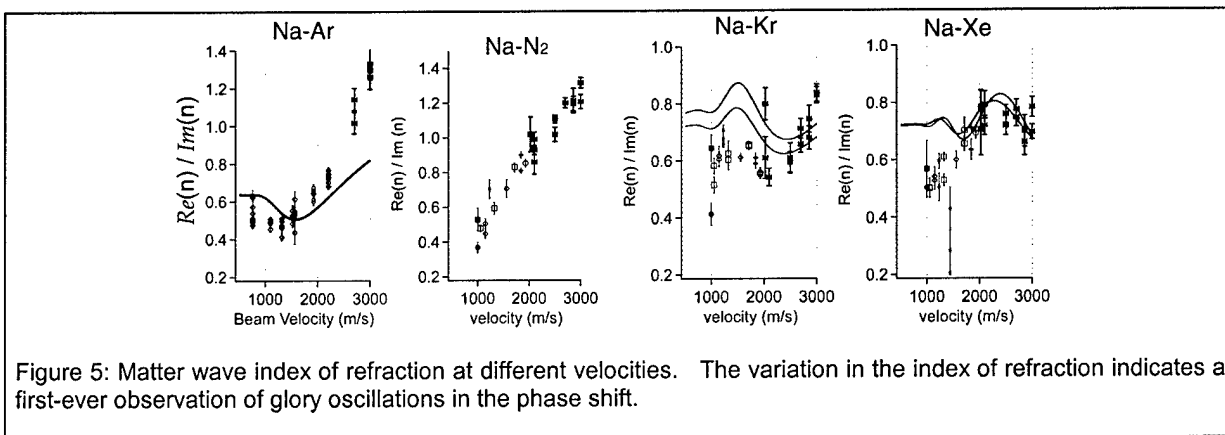
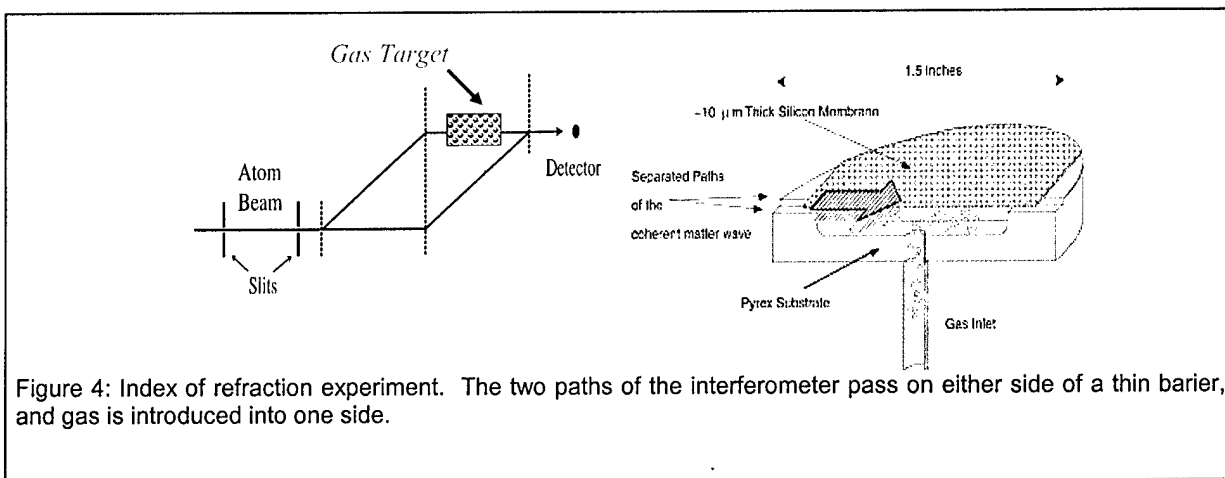
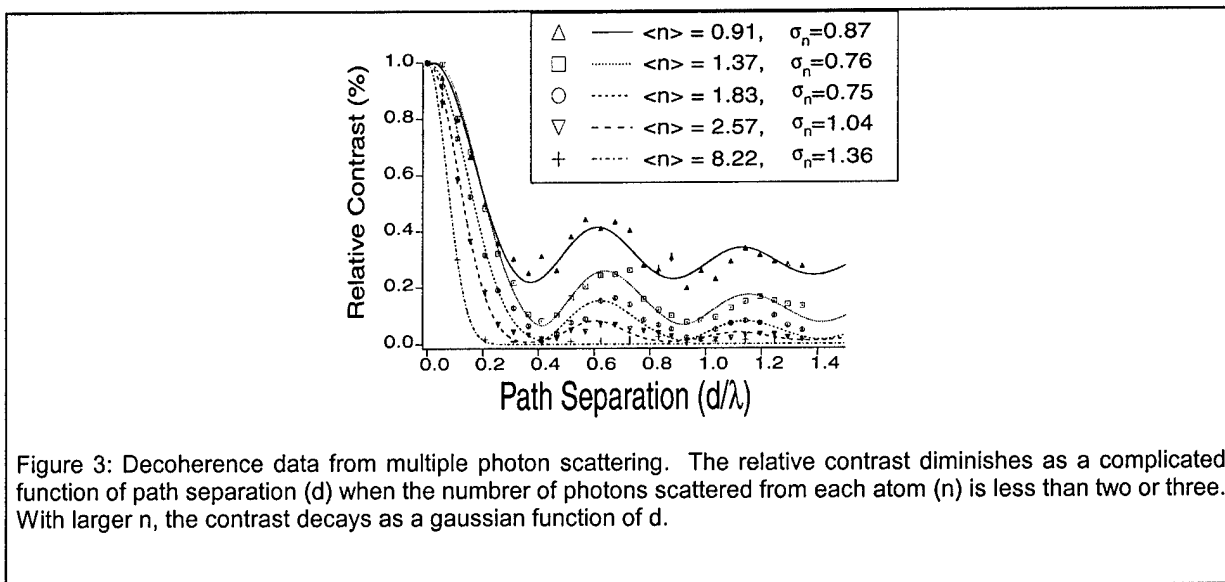


Figure 2: Decoherence experiment diagram. Scattering photons from atoms inside the interferometer destroys the coherence between the two paths of the interferometer – thus reducing fringe contrast



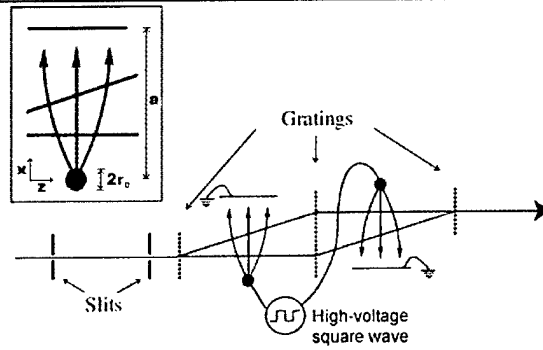
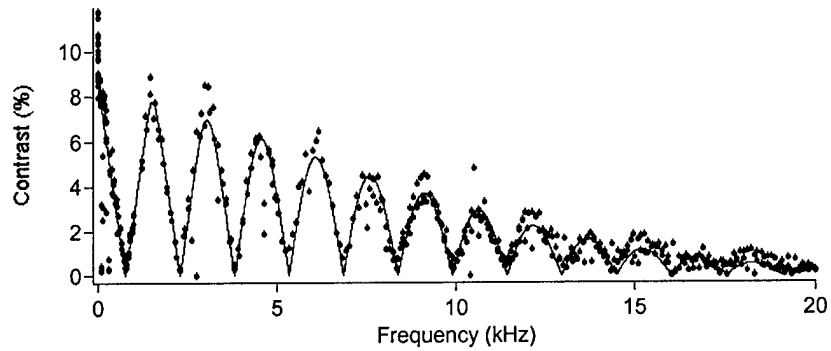


Figure 6: Dispersion compensators. Two regions of electric field gradient each can produce a 180 degree phase change in the interference fringes. By pulsing the voltage on and off in time, we create a situation where contrast revivals can occur. Soon we will use this to improve precision measurements with atom interferometers.

A:



B:

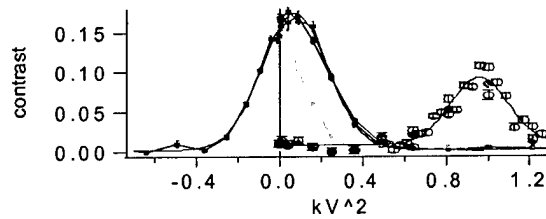


Figure 7A: Contrast revivals as a function of frequency indicate the dispersion compensators are working properly in the absence of an applied electric field. 7B: The single contrast revival as a function of applied electric field will allow us to measure atomic polarizability with higher accuracy than ever before.

ATTACHMENT NUMBER 1

REPORTS AND REPORT DISTRIBUTION

REPORT TYPES

- (a) Performance (Technical) Report(s) (Include letter report(s)) Frequency: Annual
- (b) Final Technical Report, issued at completion of Grant.
NOTE: Technical Reports must have a SF-298 accompanying them.
- (c) Final Financial Status Report (SF 269)
- (d) Final Patent Report (DD 882)

REPORTS DISTRIBUTION		
ADDRESSEES	REPORT TYPES	NUMBER OF COPIES
Office of Naval Research Program Officer Herschel S. Pilloff ONR 331 Ballston Centre Tower One 800 North Quincy Street Arlington, VA 22217-5660	(a) & (b) w/(SF-298's)	3
Administrative Grants Officer OFFICE OF NAVAL RESEARCH REGIONAL OFFICE BOSTON 495 SUMMER STREET ROOM 103 BOSTON, MA 02210-2109	(c), (d) & SF-298's only for (a) & (b)	1
Director, Naval Research Laboratory Attn: Code 5227 4555 Overlook Drive Washington, DC 20375-5326	(a) & (b) w/(SF-298's)	1
Defense Technical Information Center 8725 John J. Kingman Road STE 0944 Ft. Belvoir, VA 22060-6218	(a) & (b) w/(SF-298's)	2
Office of Naval Research Attn: ONR 00CC1 Ballston Centre Tower One 800 North Quincy Street Arlington, VA 22217-5660	(d)	1

If the Program Officer directs, the Grantee shall make additional distribution of technical reports in accordance with a supplemental distribution list provided by the Program Officer. The supplemental distribution list shall not exceed 250 addresses.