

U.S. Army Center for Health Promotion
and Preventive Medicine

U

S



C

H

P

P

M

**TRAINING MUNITIONS HEALTH RISK
ASSESSMENT**

NO. 39-EJ-1485-00

**RESIDENTIAL EXPOSURE FROM INHALATION OF
AIR EMISSIONS FROM FIRING OF THE
M72A3 66-MM HEAT ROCKET**

DEPARTMENT OF DEFENSE IDENTIFICATION CODE: H568

Prepared by:

Environmental Health Risk Assessment Program

Prepared for:

U.S. Army Environmental Center

Published date:

28 September 2001

Approved for public release; distribution unlimited

20020528 090

U.S. Army Center for Health Promotion and Preventive Medicine

The lineage of the U.S. Army Center for Health Promotion and Preventive Medicine (USACHPPM) can be traced back over 50 years. This organization began as the U.S. Army Industrial Hygiene Laboratory, established during the industrial buildup for World War II, under the direct supervision of the Army Surgeon General. Its original location was at the Johns Hopkins School of Hygiene and Public Health. Its mission was to conduct occupational health surveys and investigations within the Department of Defense's (DOD's) industrial production base. It was staffed with three personnel and had a limited annual operating budget of three thousand dollars.

Most recently, it became internationally known as the U.S. Army Environmental Hygiene Agency (AEHA). Its mission expanded to support worldwide preventive medicine programs of the Army, DOD, and other Federal agencies as directed by the Army Medical Command or the Office of The Surgeon General, through consultations, support services, investigations, on-site visits, and training.

On 1 August 1994, AEHA was redesignated the U.S. Army Center for Health Promotion and Preventive Medicine with a provisional status and a commanding general officer. On 1 October 1995, the nonprovisional status was approved with a mission of providing preventive medicine and health promotion leadership, direction, and services for America's Army.

The organization's quest has always been one of excellence and the provision of quality service. Today, its goal is to be an established world-class center of excellence for achieving and maintaining a fit, healthy, and ready force. To achieve that end, the CHPPM holds firmly to its values which are steeped in rich military heritage:

- ★ *Integrity is the foundation*
 - ★ *Excellence is the standard*
 - ★ *Customer satisfaction is the focus*
 - ★ *Its people are the most valued resource*
 - ★ *Continuous quality improvement is the pathway*

This organization stands on the threshold of even greater challenges and responsibilities. It has been reorganized and reengineered to support the Army of the future. The CHPPM now has three direct support activities located in Fort Meade, Maryland; Fort McPherson, Georgia; and Fitzsimons Army Medical Center, Aurora, Colorado; to provide responsive regional health promotion and preventive medicine support across the U.S. There are also two CHPPM overseas commands in Landstuhl, Germany and Camp Zama, Japan who contribute to the success of CHPPM's increasing global mission. As CHPPM moves into the 21st Century, new programs relating to fitness, health promotion, wellness, and disease surveillance are being added. As always, CHPPM stands firm in its commitment to Army readiness. It is an organization proud of its fine history, yet equally excited about its challenging future.

172005 7

REPORT DOCUMENTATION PAGE			Form Approved OMB No. 0704-0188		
<p>The public reporting burden for this collection of information is estimated to average 1 hour per response, including the time for reviewing instructions, searching existing data sources, gathering and maintaining the data needed, and completing and reviewing the collection of information. Send comments regarding this burden estimate or any other aspect of this collection of information, including suggestions for reducing the burden, to Department of Defense, Washington Headquarters Services, Directorate for Information Operations and Reports (0704-0188), 1215 Jefferson Davis Highway, Suite 1204, Arlington, VA 22202-4302. Respondents should be aware that notwithstanding any other provision of law, no person shall be subject to any penalty for failing to comply with a collection of information if it does not display a currently valid OMB control number.</p> <p>PLEASE DO NOT RETURN YOUR FORM TO THE ABOVE ADDRESS.</p>					
1. REPORT DATE (DD-MM-YYYY) 28/09/2001		2. REPORT TYPE Technical Report		3. DATES COVERED (From - To) March 1999-August 2001	
4. TITLE AND SUBTITLE Training Munitions Health Risk Assessment No.39-EJ-1485-00 Residential Exposure from Inhalation of the Air Emissions from firing of the M72A3 66-m Heat Rocket, Department of Defense Identification Code: H568				5a. CONTRACT NUMBER	
				5b. GRANT NUMBER	
				5c. PROGRAM ELEMENT NUMBER	
				5d. PROJECT NUMBER	
				5e. TASK NUMBER	
				5f. WORK UNIT NUMBER	
6. AUTHOR(S) Stafford D.F.R.Coakley, Ronie Shackelford					
7. PERFORMING ORGANIZATION NAME(S) AND ADDRESS(ES) U.S. Army Center for Health Promotion and Preventive Medicine 5158 Blackhawk Road Aberdeen Proving Ground, Maryland 21010-5422				8. PERFORMING ORGANIZATION REPORT NUMBER Risk Assessment # 39-EJ-1485-00	
9. SPONSORING/MONITORING AGENCY NAME(S) AND ADDRESS(ES) U.S. Army Environmental Center ATTN: SFIM-AEC-PC Aberdeen Proving Ground, MD 21010-5401				10. SPONSOR/MONITOR'S ACRONYM(S) USAEC	
				11. SPONSOR/MONITOR'S REPORT NUMBER(S) SFIM-AEC-PC-CR-2002026	
12. DISTRIBUTION/AVAILABILITY STATEMENT Distribution Unlimited					
13. SUPPLEMENTARY NOTES Point of Contact: Tamera Rush 410-436-6849					
14. ABSTRACT This assessment evaluated the potential for human health effects to offsite residents breathing air emissions following use of the M72A3 66-m Heat Rocket. This document presents the evaluation of the potential for adverse human health effects to the offsite residents breathing air emissions following the use of military firing ranges during training exercises. Study results showed no potential for health risks to the hypothetical resident from inhalation of air emissions from the .66 Heat Rocket. To conduct this study, air emissions from the .66 Heat Rocket were collected in a test chamber (at Aberdeen Test Center, Aberdeen, MD). This information was then used in an air dispersion model to determine ambient air concentrations at a location downwind from the site where the item was activated. Modeled air concentrations were combined with exposure information to estimate the amount of substances the hypothetical resident breathes. This intake was combined with the substance's health information, to determine if there is a potential for health risks from inhalation of these substances. The health risk included both long-term and short term exposures to the modeled substance concentrations. Study results showed no potential for health risks from inhalation of air emissions from the .66 Heat Rocket.					
15. SUBJECT TERMS emissions, aberdeen test center, characterization, health risk, munitions, firing point,					
16. SECURITY CLASSIFICATION OF:			17. LIMITATION OF ABSTRACT	18. NUMBER OF PAGES	19a. NAME OF RESPONSIBLE PERSON
a. REPORT	b. ABSTRACT	c. THIS PAGE			Tamera Rush
U	U	U	UU		19b. TELEPHONE NUMBER (Include area code) 410-436-6849



DEPARTMENT OF THE ARMY
U.S. ARMY CENTER FOR HEALTH PROMOTION AND PREVENTIVE MEDICINE
5158 BLACKHAWK ROAD
ABERDEEN PROVING GROUND, MARYLAND 21010-5403

REPLY TO
ATTENTION OF

MCHB-TS-EHR

TRAINING MUNITIONS HEALTH RISK ASSESSMENT NO. 39-EJ-1485-00
RESIDENTIAL EXPOSURE FROM INHALATION OF AIR EMISSIONS
FROM FIRING OF THE M72A3 66-MM HEAT ROCKET

EXECUTIVE SUMMARY

This assessment evaluated the potential for human health effects to offsite residents breathing air emissions following firing of the M72A3 66-mm High-Explosive Anti-Tank (HEAT) Rocket (M72A3) during training exercises.

To conduct this assessment, air emissions from the M72A3 were collected in a test chamber at the U.S. Army Aberdeen Test Center, Maryland. The data collected from the Firing Point Emission Study provided the amount and types of substances released from the M72A3 when it is fired. This information was then used in an air dispersion model to determine ambient air concentrations at a location 100 meters (328 feet) downwind from the M72A3 firing location. Since the training facility in this assessment is hypothetical, the air model used assumptions that provided conservative estimates of air concentrations.

Modeled air concentrations were combined with exposure information (e.g., number of rockets used per year) to estimate the amount of each substance the hypothetical offsite resident breathes. This estimate was then compared with the substance's health information, which was obtained from agencies such as the U.S. Environmental Protection Agency, to determine if there is a potential for health risks from inhalation of these substances.

The health risk assessment included both long-term and short-term exposures to modeled substance concentrations. Assessment results, generated using conservative methods, showed that the hypothetical offsite resident breathing air as close as 100 meters (328 feet) from the M72A3 firing location is safe from these emissions. It should be noted that at most training installations, training areas are over 1,000 meters (over half a mile) away from populated areas.

TABLE OF CONTENTS

1. PURPOSE.....	1
2. AUTHORITY.....	1
3. REFERENCES.....	1
4. BACKGROUND.....	1
4.1 ROCKETS AND THEIR USE.....	1
4.2 WHAT IS THE M72A3 66-MM HEAT ROCKET?.....	1
4.3 ASSESSMENT SUMMARY.....	1
5. DATA COLLECTION AND AIR MODELING.....	2
5.1 EMISSION FACTORS.....	2
5.2 BACKGROUND AND DESCRIPTION.....	3
5.3 MODEL ASSUMPTIONS.....	3
5.4 GENERAL METHODOLOGY.....	5
5.5 USE OF MODEL OUTPUT.....	6
5.6 DETERMINATION OF SUBSTANCE-SPECIFIC EMISSION RATES.....	6
6. RISK ASSESSMENT.....	7
6.1 EXPOSURE ASSUMPTIONS.....	7
6.2 TIME-AVERAGING.....	8
6.3 TOXICITY ASSESSMENT.....	10
7. RISK CHARACTERIZATION.....	14
7.1 CHRONIC HEALTH RISK.....	14
7.2 ACUTE HEALTH RISK.....	14
7.3 FACT SHEET.....	15
8. UNCERTAINTY DISCUSSION.....	15
9. CONCLUSION.....	17
10. RECOMMENDATIONS.....	17
11. POINT OF CONTACT.....	18

LIST OF APPENDICES

REFERENCES	APPENDIX A
AIR DISPERSION MODELING OUTPUT DATA	APPENDIX B
HEALTH-BASED SCREENING LEVELS AND ACUTE TOXICITY VALUES	APPENDIX C
RISK ASSESSMENT DATA	APPENDIX D
FACT SHEET SUBMITTED TO THE U.S. ARMY ENVIRONMENTAL CENTER.....	APPENDIX E

LIST OF TABLES

TABLE 1 – SOURCE PARAMETERS	4
TABLE 2 – WORST-CASE METEOROLOGICAL PARAMETERS.....	5
TABLE 3 – AIR MODEL INPUT PARAMETERS	5
TABLE 4 – FREQUENCY OF USE FOR THE M72A3 66-MM HEAT ROCKET	7
TABLE 5 – EXPOSURE PARAMETERS USED TO DETERMINE TIME-AVERAGED CHRONIC AIR CONCENTRATIONS	8
TABLE 6 – SUMMARY OF RfCs USED FOR PETROLEUM HYDROCARBONS	12
TABLE 7– TYPES OF UNCERTAINTY	15

LIST OF ACRONYMS

AEC	U.S. Army Environmental Center
AEGL	Acute Exposure Guideline Levels
AIHA	American Industrial Hygiene Association
ATC	U.S. Army Aberdeen Test Center
ATSDR	Agency for Toxic Substances and Disease Registry
ATV	Acute Toxicity Value
DODIC	Department of Defense Identification Code
DOE	U.S. Department of Energy
EPA	U.S. Environmental Protection Agency
ERPG	Emergency Response Planning Guidelines
HEAT	High-Explosive Anti-Tank
HBSL	Health-Based Screening Level
INPUFF	Integrated PUFF Model
LAW	Light Anti-tank Weapon
NAAQS	National Ambient Air Quality Standards
NEW	Net Explosive Weight
OEL	Occupational Exposure Limit
PM ₁₀	Particulate Matter under 10 microns in size
PRG	Preliminary Remediation Goals
RBC	Risk-Based Concentration
RfC	Reference Concentration
TEEL	Temporary Emergency Exposure Limits
TPH	Total Petroleum Hydrocarbons
TSP	Total Suspended Particulates
USACHPPM	U.S. Army Center for Health Promotion and Preventive Medicine

TRAINING MUNITIONS HEALTH RISK ASSESSMENT NO. 39-EJ-1485-00
RESIDENTIAL EXPOSURE FROM INHALATION OF AIR EMISSIONS FROM FIRING
OF THE M72A3 66-MM HEAT ROCKET

1. PURPOSE

This document presents the assessment of the potential for human health effects to offsite residents breathing air emissions following firing of the M72A3 66-mm HEAT Rocket (M72A3) during training exercises.

2. AUTHORITY

Statement of Work, 30 November 2000, Training Munitions Inhalation Health Risk Evaluations.

3. REFERENCES

See Appendix A for a list of references.

4. BACKGROUND

4.1 ROCKETS AND THEIR USE

Rockets are used by the military as projectiles for weapons systems. They may be of varying sizes and are used in conjunction with propellants, which provide the force to send the rocket to the target. Rockets are fired from launchers and can penetrate material at varying distances. Use of rockets in weapons systems during training is very important in preparing our soldiers for combat.

4.2 WHAT IS THE M72A3 66-MM HEAT ROCKET?

The M72A3 is a High-Explosive Anti-Tank (HEAT) rocket primarily used for penetrating armored targets. It is part of the M72 Light Anti-tank Weapon (LAW) system consisting of the rocket, launcher and sling assembly. The LAW system was designed to be lightweight, self-contained, portable anti-armor weapon carried over the shoulder. The M72A3 is capable of penetrating a foot of armor with an effective range of 170 to 220 meters but may also be used against secondary targets such as buildings and light vehicles. The complete M72A3 rocket consists of a 66-mm HEAT warhead, a point-initiating base-detonating fuze, and a fin-stabilized rocket motor (References 1, 2).

4.3 ASSESSMENT SUMMARY

The general assessment approach consisted of two main parts: air dispersion modeling and exposure assessment, which are briefly discussed in the paragraphs

below. Sections 5 through 7 present a discussion of the methodology used for this assessment.

Emissions data used in the air dispersion modeling was obtained from the Firing Point Emission Study, conducted by the U.S. Army Aberdeen Test Center (ATC), at Aberdeen Proving Ground, Maryland (Reference 3). This study was funded by the U.S. Army Environmental Center (AEC) with the purpose of identifying and quantifying emissions from weapons firing. Data for this study were generated by firing munitions with weapons that are representative of those used by the U.S. Army during training operations. Emissions data for the M72A3 was generated by using a modified Light Anti-tank Weapon (LAW) system. This modification was made to facilitate the measurement of the emissions from the rocket motor within the test chamber. The warhead was removed from the rocket motor for safety purposes and replaced with a pipe threaded to the rocket motor. The pipe functioned to hold the rocket launcher in place, allowing for the remote ignition of the rocket motor using the actual firing train of the weapon, but preventing the rocket from leaving the launcher during the motor burn (Reference 4).

The emissions data for the M72A3 was used with an atmospheric dispersion model to estimate the average concentrations that may be experienced by an offsite resident. Since this assessment is designed to provide results that would be applicable to most Army training facilities, the training area used in this assessment was a hypothetical one. While most training areas are at least 1,000 meters away from populated areas, as a conservative distance, it was assumed that a person could reside 100 meters downwind from the firing location. In addition, air-modeling parameters were selected to mimic worst-case conditions.

The exposure assessment included calculations of time-averaged concentrations for both long-term (chronic) and short-term (acute) exposures. Using a screening approach, a substance's estimated time-averaged air concentration was then compared to a chronic health-based screening level (HBSL) selected from sources established by the U.S. Environmental Protection Agency (EPA) and an acute toxicity value (ATV) selected from levels established by selected agencies (depending on the exposure duration). The terms HBSL and ATV are used for the purposes of this assessment. The comparison was made using the ratio of the HBSL or ATV to the estimated air concentration for each of the substances evaluated. If this ratio was less than one, no further evaluation was needed. This approach is conservative because the exposure assumptions used by the agencies to establish HBSLs and ATVs are likely to overestimate the exposures experienced by offsite residents living near firing ranges. If the chronic or acute averaged concentrations (C_{chronic} or C_{acute}) were greater than these screening levels, further analysis would be warranted to determine the potential for health effects. Note that concentrations greater than the screening levels do not indicate an onset of health effects, but rather the potential for such.

5. DATA COLLECTION AND AIR MODELING

5.1 EMISSION FACTORS

Emission factors, used to derive the air modeling emission rates used in this assessment, were generated from the Firing Point Emission Study conducted by the ATC (Reference 3). This study identified and quantified air emissions from the firing of the M72A3. The data provided by the ATC included the net explosive weight (NEW), the substances sampled, and substance-specific emission factors. Emissions data from Firing Point Emission Study are included in the first six columns of the table located in Appendix B.

5.2 BACKGROUND AND DESCRIPTION

Air dispersion models are available to mathematically simulate plume behavior and to estimate downwind concentrations of substances emitted from various sources. However, specific models are not available to determine the dispersion of emissions from munitions used during training. Estimating the magnitude and location of these concentrations depends on many factors including the amount and type of emissions, the behavior of the source, and meteorological conditions. Since a specific model is not available for modeling the use of munitions during training, the U.S. Army Center for Health Promotion and Preventive Medicine (USACHPPM) evaluated numerous air models to determine which would be suitable for use with munitions used during training. The USACHPPM recommended using the Integrated PUFF (INPUFF) model to estimate the dispersion of emissions from various munitions sources (Reference 5).

The INPUFF Model (Reference 6) was developed to simulate dispersion from instantaneous or semi-continuous mobile sources. This Gaussian-integrated puff model is capable of addressing a cloud type release over short periods of time, and computations can be performed for a single mobile source for multiple receptors. The algorithms used to calculate concentrations assume a vertically uniform wind direction (with no chemical reaction) to compute the contribution of each cloud at a receptor for each time step/interval.

5.3 MODEL ASSUMPTIONS

Some assumptions were made to best represent the firing of the M72A3 and are presented below. The emissions factors and modeling are based on the firing of the M72A3 and do not consider potential emissions generated from the down functioning of the item.

- Typically, with conventional point sources (such as incinerators), the cloud rise and formation are determined by characterizing flue gas exit velocity, temperature, and stack diameter. However, the M72A3 is used with the M72 LAW system. For unconventional sources with no real physical stack dimensions, the stack height and diameter were assumed to equal the approximate height of the launch tube when fired and the diameter, respectively. No exit velocity was used with this source because the emission rates generated from the test data were obtained from sampling a stabilized

cloud with no exit velocity. Table 1 includes the source parameters used to model the M72A3.

- For mobile sources, INPUFF has the unique capability that allows the source to move at a constant speed and direction over time. This allows the user to model mobile sources like the 66mm HE when fired from a kneeling or standing position. The M72A3 is equipped with an expelling charge and a secondary propulsion system that delivers the explosive round to a target with a muzzle velocity of 144 m/s and maximum range of approximately 1,000 meters. For modeling purposes, it was assumed that the rocket maintained a constant height and velocity as it travels to the target. The velocity was assumed equal to the muzzle velocity and the direction of the rocket and exhaust plume was perpendicular to the prevailing wind direction.

TABLE 1: SOURCE PARAMETERS

Parameter	Model Input
Source/Stack Diameter	0.066 meters
Source/Stack Height	2 meter
Source Exit Temperature	1033.15 °K (1400 °F)
Source Speed	144 m/s
Source Direction	0° degrees (North)
Emission rate	1 g/s
Emission duration	6 s
Exit Velocity	0 meters/second
Initial horizontal dispersion coefficient (σ_y)	0.13 meters
Initial vertical dispersion coefficient (σ_z)	0.13 meters

- Initial plume dimensions are preferred to model the air emissions from these types of releases. Typically, these dimensions are used to define the initial horizontal and vertical dispersion values (σ_y and σ_z) of the released plume trail. This information was not measured during the studies at the ATC; therefore, the plume dimensions were based on the test chamber dimensions. By assuming ($\sigma_y = \sigma_z$), a circular cloud with the prevailing wind direction being perpendicular to the plume as the rocket travels to a target. The test chamber's radius would be equal to the initial vertical dispersion (σ_z), and the initial horizontal dispersion (σ_y). The exhaust gas exit temperature was obtained from the data sheets for rocket systems in the Technical Manual (Reference 1).
- For the purposes of this assessment, a 1-kilometer (km) by 1 km receptor grid with 100 meter spacing was used to evaluate the effect of downwind concentrations from a mobile source that emits an exhaust plume over a

longitudinal area. A hypothetical offsite resident was assumed to be located at the receptor with highest predicted concentration. Assuming that the resident is directly downwind from the source is the same as assuming that there is no cloud meander and the center of the cloud migrates directly over the hypothetical offsite resident. This assumption provides the most conservative modeled concentrations.

- Since this assessment does not look at a specific training site, generic, worst-case meteorological data were used. To determine the worst-case meteorological conditions that would result in the highest air emission concentrations, the modeling was performed using the EPA Risk Management Program Guidance (Reference 7). This guidance includes tables for estimating the footprint of chemical releases and is intended to inform emergency responders of potential accidental releases. The EPA has defined most default conditions for meteorological modeling parameters. Table 2 lists the meteorological parameters that were used in the air model

TABLE 2: WORST-CASE METEOROLOGICAL PARAMETERS

Parameter	Input Value
Wind Speed	1 meter/second
Atmospheric Stability	Category F
Wind Direction	270°
Ambient Temperature	293 degrees Kelvin (°K) (or 68 °F)

5.4 GENERAL METHODOLOGY

A series of model runs were performed with calculation times of 200, 500, 1000 seconds to ensure that the total mass of the cloud had passed a hypothetical resident location at various distances downwind from the plume trail. Concentrations were calculated every time step. Table 3 contains the air model input parameters used in this assessment. The highest concentrations were predicted at the 100-meter receptor grid location and gradually decreased over time and distance.

TABLE 3: AIR MODEL INPUT PARAMETERS

Parameter	100-meter location	500-meter location	1,000-meter location
Number of meteorological periods	1	1	1
Duration of each meteorological period	200 seconds	600 seconds	1,000 seconds
Number of updates to the source	100	100	100
Duration/time step between each source update	2 seconds	6 seconds	10 seconds
Total time modeled/Simulation Period	200 seconds	600 seconds	1,000 seconds

5.5 USE OF MODEL OUTPUT

The concentrations provided by the INPUFF model were based on a unit emission rate (ER_{unit}) of 1 gram/second from an emission source, and did not represent any substance-specific concentrations from the use of any weapons system. This unit emission rate is typically used for ease of modeling purposes. The relationship between the emission rate and predicted concentration is linear. Therefore, the ratio of the predicted concentration to the unit emission rate was multiplied by each substance-specific emission rate to provide substance-specific concentrations.

5.6 DETERMINATION OF SUBSTANCE-SPECIFIC EMISSION RATES

The actual substance emission rate for one item (ER_1) for each substance was calculated using Equation 1. Example 1 contains a sample calculation using this equation.

$$ER_1 = \frac{EF \cdot CV}{t} \quad \text{Equation 1}$$

Where:

ER_1 = emission rate for one item (g/item)/sec

EF = average adjusted emission factor (lb/item)

CV = conversion factor (453.59 g/lb)

t = release duration as obtained from the INPUFF model (sec)

Example 1
Sample Calculation Using Equation 1:

$$ER_1 = \frac{(2.10E-06)(453.59)}{(2)}$$

$$= 4.77 E-04 \text{ g/sec}$$

Calculation provided for benzene. Appendix B provides the average adjusted emission factor of benzene in lb/item.

Substance-specific ambient concentrations for one item (CONC) were calculated using Equation 2. A sample calculation using this equation is provided in Example 2. Appendix B contains the estimated air concentrations.

$$CONC = ER_1 \cdot \frac{UC}{ER_{unit}} \quad \text{Equation 2}$$

Where:

CONC = substance concentration based on one item (g/m³)
ER₁ = emission rate for one item (g/sec)
ER_{unit} = unit emission rate as used in the model (g/sec)
UC = concentration based on the unit emission rate (g/m³)

Example 2
Sample Calculation Using Equation 2:

$$CONC = (4.77E-04) \frac{(2.150E-06)}{(1)}$$

$$= 1.026E-09 \text{ g/m}^3$$

Calculation provided for benzene.

6. RISK ASSESSMENT

6.1 EXPOSURE ASSUMPTIONS

Exposure assumptions were selected using a typical use scenario for the M72A3 during training exercises. The typical use scenario was provided by the AEC and is based on consultation with their senior training advisor (References 8, 9). The frequency of use for the M72A3 was required to determine how much substance an offsite resident would be exposed to in the time period of interest (i.e., acute or chronic exposure). Table 4 summarizes the general use scenario for the M72A3.

TABLE 4: FREQUENCY OF USE FOR THE M72A3 66-MM HEAT ROCKET

Parameter	Value Used
Number of rockets used per year	300
Maximum number of rockets used in 1-hour	3

6.2 TIME-AVERAGING

For the chronic assessment, time-averaged concentrations were calculated by assuming that the hypothetical offsite resident would be exposed for 30 years. This is consistent with the exposure duration used by the EPA, which assumes that the resident spends 30 years at the same residence. By using the same exposure duration, the estimated time-averaged concentrations were compared with the selected HBSLs, which were derived using standard EPA default assumptions.

Using the default residence time established by the EPA, the assumption was made that someone could be exposed to air emissions from 300 rockets per year for 30 years. Table 5 lists the exposure parameters used to estimate concentrations for the chronic assessment. These parameters are based on the typical use scenario provided by the AEC (Table 4) and the assumptions used in the air model run.

TABLE 5: EXPOSURE PARAMETERS USED TO DETERMINE TIME-AVERAGED CHRONIC AIR CONCENTRATIONS

Exposure Parameter	Value Used
Exposure Time (ET_{ctg})	3.333 min/rocket ¹
Exposure Frequency (EF_{ctg})	300 rockets/year
Exposure Duration (ED)	30 years ²
¹ Based on the total model time of 200 seconds (3.33 minutes) used in the air model run.	
² EPA default value.	

Chronic averaged concentrations were calculated using Equation 3. Example 3 shows how this calculation was performed. Since benzene is classified as a carcinogen, as indicated in Appendix C, the averaging time (AT) is 70 years.

$$C_{chronic} = \frac{CONC \cdot 10^6 \cdot ET_{ctg} \cdot EF_{ctg} \cdot ED}{525,600 \cdot AT} \quad \text{Equation 3}$$

Where:

- $C_{chronic}$ = average chronic concentration ($\mu\text{g}/\text{m}^3$)
- CONC = average modeled concentration for one rocket (g/m^3)
- 10^6 = unit conversion ($\mu\text{g}/\text{g}$)
- ET_{ctg} = exposure time per rocket (minutes/rocket)
- EF_{ctg} = exposure frequency (rockets/year)
- ED = exposure duration (years)
- 525,600 = unit conversion (minutes/year)

AT = averaging time (years)
(carcinogenic endpoint: *AT* = 70 years
noncarcinogenic endpoint: *AT* = ED)

Example 3
Sample Calculation Using Equation 3:

$$C_{\text{chronic}(\text{benzene})} = \frac{(1.03\text{E} - 09)(10^6)(3.333)(300)(30)}{(525,600)(70)}$$

$$= 8.36\text{E}-07 \mu\text{g}/\text{m}^3$$

Appendix B provides the average modeled concentration for one rocket (CONC). Table 5 includes the exposure parameters.

Since multiple rockets may be fired in a short period of time acute exposures cannot be overlooked. Unlike the chronic assessment, only limited guidance for evaluating acute exposures is currently available. For the purpose of this assessment, acute exposure is defined as a 1-hour or 15-minute exposure. The 1-hour or 15-minute acute exposure averaging times allow for comparison with guidelines developed specifically for emergency planning purposes (see discussion on acute toxicity below).

The exposure frequency is based on the number of rockets used per 1-hour or 15 minutes depending on the guideline used for comparison. This information is based on the use scenario provided in Table 4. To estimate air concentrations for potential acute health effects, it was conservatively assumed that three M72A3s are fired in 1-hour. The average acute concentrations were computed using Equation 4. Example 4 contains a sample calculation using this equation. Benzene is used as the example substance.

$$C_{\text{acute}} = \frac{\text{CONC} \cdot 10^6 \cdot \text{ET}_{\text{ctg}} \cdot \text{EF}_{\text{ctg}}}{60} \quad \text{Equation 4}$$

Where:

- C_{acute} = average acute concentration ($\mu\text{g}/\text{m}^3$)
- CONC = average modeled concentration for one rocket (g/m^3)
- 10^6 = unit conversion ($\mu\text{g}/\text{g}$)
- ET_{ctg} = exposure time per rocket (minutes/rocket)
- EF_{ctg} = exposure frequency (rockets/hour)*
- 60 = unit conversion (minutes/hour)

* Based on 1-hour or 15 minute (0.25 hour) ATV

Example 4
Sample Calculation Using Equation 4:

$$C_{acute(benzene)} = \frac{(1.03E-09)(10^6)(3.333)(3)}{60}$$
$$= 1.71E-04 \mu\text{g}/\text{m}^3$$

Appendix B provides the average modeled concentration for one rocket (CONC) for benzene. See Appendix C to determine the ATV used.

6.3 TOXICITY ASSESSMENT

The potential for health effects was determined by comparing time-averaged air concentrations to HBSLs and ATVs, which are developed from a substance's known toxicity. These toxicity values typically include different levels of safety factors depending on the level of confidence of the critical study. Appendix C contains a table of screening toxicity values used for the chronic and acute assessments.

6.3.1 CHRONIC ASSESSMENT

The chronic assessment was conducted using a screening approach. Using this method, a substance's estimated time-averaged air concentration was compared to its HBSL by using the ratio of the HBSL to the estimated concentration. If this ratio was less than one, no further evaluation was necessary. This approach is conservative because the exposure assumptions used by the EPA, to establish HBSLs, assume that the resident is continuously exposed for 350 days per year (assuming 2 weeks vacation per year). In contrast, exposure to air emissions from actual training activities at a firing range is intermittent and is not likely to occur on a daily basis year round.

A hierarchy of sources was developed for selection of the HBSLs to quantitatively evaluate as many of the identified substances as possible. The hierarchy of sources used was as follows:

- Clean Air Act, EPA National Ambient Air Quality Standards (NAAQS) (Reference 10)
- EPA Region 9 Preliminary Remediation Goals (PRGs) (Reference 11)
- EPA Region 3 Risk-Based Concentrations (RBCs) (Reference 12)

Some substances have neither PRGs nor RBCs because they have their own set of regulatory standards. Under the Clean Air Act, the EPA is required to establish NAAQS for several substances considered harmful to public health and the environment. Currently, NAAQS are available for seven substances. Different averaging times are available for some substances. The NAAQS for the longer

averaging time were used for the chronic assessment. Depending on the substance, this can range from an 8-hour average to an annual average. In addition, since the majority of the measured total suspended particulates (TSP) were PM₁₀ (particulate matter under 10 microns in size) (Reference 3), the NAAQS for PM₁₀ was used to evaluate the potential for health effects from exposure to TSP.

Next on the hierarchy, after the NAAQS, are the EPA Region 9 PRGs and the EPA Region 3 RBCs. The methodology used by EPA Region 9 to develop the PRGs generally results in lower values than the EPA Region 3 RBCs. However, there were occasions when the RBCs were lower than the PRGs. To maintain a conservative approach for this study, the lower of the two values from these sources was selected as the HBSL for each substance evaluated. If only one value was available from these sources then it was selected as the HBSL. To ensure that the most recent information was used, the Internet sites of both EPA Regions were checked. Appendix C presents the HBSLs used for this assessment.

Although the general approach used by both EPA Region 3 and Region 9 is the same, the exposure assumptions differ enough so that final recommended values can vary to a certain degree. In both methods, a substance's screening concentration was selected using the toxicity endpoint that derives a lower concentration. For example, if a substance has a known systemic toxicity and is a carcinogen, the screening concentration was calculated using both toxicity values. To maintain a conservative approach, EPA then selected the lower screening concentration as the recommended PRG or RBC.

Example 5 shows a sample calculation of how a substance's estimated chronic concentration was compared to its HBSL using benzene concentration.

Example 5
Sample Calculation Comparing a Substance's Estimated Chronic Concentration to Its HBSL:

$$\frac{C_{\text{chronic}(\text{benzene})}}{HBSL} = \frac{8.36E-07}{2.16E-01}$$
$$= 3.87E-06 < 1$$

In this case, the resulting ratio is less than one, indicating that further evaluation is not necessary.

Many petroleum hydrocarbons were detected but do not have specific screening levels. Therefore, the approach recommended by the Total Petroleum Hydrocarbon Criteria Working Group (Reference 13) was adopted to evaluate petroleum hydrocarbon mixtures. Based on the working group's assessment of various hydrocarbons, it was recommended that mixtures be separated according to a

substance's number of carbons and its chemical class (i.e., aliphatic or aromatic¹). Generally, as a substance's carbon number increases, its molecular weight increases, and it is, therefore, not a substance of concern via inhalation. The working group also concluded that aromatic hydrocarbons tend to be more toxic than aliphatic hydrocarbons (Reference 13). Table 6 presents the inhalation toxicity values used to evaluate exposure to petroleum mixtures. To be consistent with the methodology used in this assessment, the reference concentrations (RfCs) were converted to PRGs using EPA Region 9 exposure assumptions. The resulting PRGs were used as the HBSLs for the petroleum hydrocarbons in this assessment. Appendix D presents these values.

TABLE 6: SUMMARY OF RfCs USED FOR PETROLEUM HYDROCARBONS¹

Carbon Range	Aromatic Inhalation RfC (mg/m ³)	Aliphatic Inhalation RfC (mg/m ³)
C ₅ – C ₆ C _{>6} – C ₈		18.4
C _{>7} – C ₈	0.4	
C _{>8} – C ₁₀ C _{>10} – C ₁₂ C _{>12} – C ₁₆	0.2	1.0
C _{>16} – C ₂₁ C _{>21} – C ₃₅	NA	NA

¹Reference 13
NA = not applicable for high molecular weight TPHs (Total Petroleum Hydrocarbons) (C_{>16}) because substances in this carbon range are not volatile and therefore, inhalation is not a pathway of concern.

6.3.2 ACUTE ASSESSMENT

An established method for assessing acute health effects is not currently available. In 1995 the EPA recognized the need for acute exposure guidelines for emergency response purposes and created the National Advisory Committee for Acute Exposure Guideline Levels (AEGs) for Hazardous Substances. Currently, AEGs are available for only a few substances.

To overcome the absence of acute toxicity data for the purposes of human health risk assessment, several state regulatory agencies have suggested that guidelines developed for emergency purposes be used in the interim. Although suggestions have been made to use occupational exposure limits (OELs) by applying additional safety factors (References 15, 16). OELs were not used in this assessment because they introduce even more uncertainty than the use of emergency guidelines. The OELs are designed to protect the workplace environment, and assume 8 hours per

¹ Aliphatic hydrocarbons are hydrocarbons in which the carbon atoms are joined by single covalent bonds consisting of two shared electrons (e.g., butane). Aromatic hydrocarbons have ring structures (e.g., benzene) (Reference 14).

day, 5 days per week exposures. By definition, these exposures are more chronic than acute. In comparison, emergency planning guidelines are more appropriate because they are typically developed for exposures of 1-hour or less. In addition, safety factors are included as part of the guideline development, so that the values are protective of the general population.

For this assessment, the hierarchy of sources for ATV selection was as follows with each ATV defined below:

- EPA AEGL-1. "AEGL-1 is the airborne concentration of a substance above which it is predicted that the general population, including susceptible individuals, could experience notable discomfort, irritation, or certain asymptomatic, nonsensory effects. However, the effects are not disabling and are transient and reversible upon cessation of exposure."
- AIHA ERPG-1. "The maximum concentration in air below which it is believed nearly all individuals could be exposed for up to 1- hour without experiencing other than mild transient adverse health effects or perceiving a clearly defined objectionable odor."
- DOE TEEL-1. "The maximum concentration in air below which it is believed nearly all individuals could be exposed without experiencing other than mild transient adverse health effects or perceiving a clearly defined objectionable odor."

AEGLs were used first when available since they are developed specifically for the purpose of acute exposure assessments. The Emergency Response Planning Guidelines (ERPGs) published by the American Industrial Hygiene Association (AIHA) (Reference 17) were selected next prior to a substance's Temporary Emergency Exposure Limit (TEEL), developed by the U.S. Department of Energy (DOE) (Reference 18). ERPGs were selected before a substance's TEEL because they are vigorously reviewed before they are published, whereas the TEELs are not. Specifically the ERPG-1s and the TEEL-1s were used in this assessment as defined above. Since TEEL-1s are intended for exposures up to 15-minutes, air concentrations compared to TEELs were averaged over a 15-minute period. Air concentrations compared to ERPGs and AEGLs were averaged over 1-hour, as these values are intended for 1-hour exposures.

Example 6 shows a sample calculation of how a substance's estimated acute concentration was compared to its ATV.

Example 6
Sample Calculation Comparing a Substance's Estimated Acute Concentration to Its ATV:

$$\frac{C_{acute(benzene)}}{ATV} = \frac{1.71E-04}{1.56E+05}$$
$$= 1.10E-09 < 1$$

In this example with benzene, the ratio is less than one, indicating that further evaluation is not necessary.

7. RISK CHARACTERIZATION

As previously described, the exposure assessment included calculations of time-averaged concentrations for both long-term (chronic) and short-term (acute) exposures. Using a screening approach, a substance's estimated time-averaged air concentration was then compared to chronic HBSLs or ATVs. The comparison was made using the ratio of the HBSL or ATV to the estimated concentration. This approach is conservative because the exposure assumptions used by the EPA and other agencies, to establish HBSLs and ATVs, are likely to overestimate the exposures experienced by offsite residents living near firing ranges.

If this ratio was less than one, no further evaluation was needed. If the chronic or acute averaged concentrations ($C_{chronic}$ or C_{acute}) were greater than the screening levels, resulting in a ratio greater than one, further evaluation would be warranted to determine the potential for health effects. Note that concentrations greater than the screening levels do not indicate an onset of health effects, but rather, the potential for such.

The chronic and acute assessments were conducted as outlined in Section 6.3. Appendix D presents results from the M72A3 risk characterization.

7.1 CHRONIC HEALTH RISK

The outcome of the chronic assessment indicated that no chronic health effects are expected from breathing the air emissions from the M72A3. Since the ratios for all substances were below one at the 100-meter location, further evaluation was not needed.

7.2 ACUTE HEALTH RISK

For the acute assessment, all ratios were below one at the 100-meter location indicating that no acute health effects are expected from breathing the air emissions from the M72A3. Therefore, further evaluation was not necessary.

7.3 FACT SHEET

Appendix E includes a copy of the fact sheet submitted to the AEC. The fact sheet used results from this assessment to communicate information related to inhalation of M72A3 air emissions.

8. UNCERTAINTY DISCUSSION

The limitations inherent in modeling and the added conservatism of the assessment contribute to the uncertainty of the assessment results. The risk assessment methodology typically includes safety factors that are embedded in the toxicity data to ensure adequate protection of the general population, particularly, susceptible individuals such as the sick, elderly, and children. Table 7 identifies areas of uncertainty associated with this assessment.

TABLE 7: TYPES OF UNCERTAINTY

Issue	Uncertainty	Direction of Effect
Emissions Modeling		
Modeled versus real-time sampling	The air concentrations in this assessment were modeled. Actual air concentrations taken from the field may be higher or lower.	Varies
Frequency of use for the M72A3	Actual frequency of use for these munitions during training exercises may be different from those stated in this report.	Varies
Hypothetical offsite resident assumed to be located directly downwind	Unless the area around the training facility is populated, the chances that a person living directly downwind is low.	Overestimates
Use of worst-case meteorological conditions	To ensure that this assessment is applicable to most training areas, worst-case meteorological conditions were used in the air model.	Overestimates
Emissions data for the M72A3	The modeled concentrations used in this assessment are based on emissions data collected from the firing of the M72A3 and do not consider potential emissions resulting from the down range functioning of the item.	Underestimates

TABLE 7: TYPES OF UNCERTAINTY

Issue	Uncertainty	Direction of Effect
Exposure Assessment		
Estimating time-averaged concentrations	Actual exposure from the M72A3 is intermittent. If one were to plot a person's exposure profile, the plot would consist of a series of spikes. Since current risk assessment methodology does not allow the evaluation of the potential for health risks as a function of time, a single concentration, averaged over the exposure duration was used. In this assessment, the exposure durations used were 30 years and 1-hour or 15 minutes.	Varies
Comparing estimated concentration to established screening levels	The Region 3 and Region 9 HBSLs were developed assuming that the resident is exposed 350 days per year. It is unlikely for training with the M72A3 to occur for 350 days per year at a particular firing range.	Overestimates
Comparing estimated concentrations to established screening levels	Comparison to screening levels does not account for possible cumulative effects of exposure to more than one substance.	Underestimates
Screening assessment versus calculating an average daily intake	Calculating an average daily intake allows the use of scenario-specific assumptions. However, unless the ratio of concentration to screening level approaches one, a screening assessment is useful as a first-cut evaluation.	Varies
Exposure to substances from other munitions	Other munitions may be used during the same training exercise. These items may contain similar or different substances from those detected in firing of the M72A3.	Underestimates
Toxicity Assessment		
Lack of toxicity data	Some substances were not quantitatively evaluated because they have no known toxicity data.	Underestimates
Modifying and uncertainty factors for toxicity data	Modifying factors and uncertainty factors of varying degree are typically applied to toxicological values. These factors are used to conservatively account for	Overestimates

TABLE 7: TYPES OF UNCERTAINTY

Issue	Uncertainty	Direction of Effect
	extrapolating from animal studies for human health evaluation, and to conservatively account for variation in human populations.	

9. CONCLUSION

Using conservative assumptions, the assessment indicated that offsite residents who live as close as 100 meters directly downwind from training areas are safe from breathing air emissions from firing of the M72A3. It is believed that the assumptions contained in this assessment are conservative enough to be protective of all the population including the sick, elderly, and children.


10. RECOMMENDATIONS

The results from this assessment are intended for a hypothetical training facility, and actual results may vary depending on site-specific conditions. This assessment used conservative assumptions (e.g., worst-case meteorological conditions, receptor located directly downwind, etc.) and it is believed that most site-specific analyses would result in even lower concentrations. Therefore, the results from this assessment should be applicable to most training facilities unless site-specific conditions vary significantly.


11. POINT OF CONTACT


Questions about this report may be directed to Ms. Ronie Shackelford at (800) 222-9698 (ext 2953) or (410) 436-2953.

PREPARED BY:


for RONIE SHACKELFORD
Environmental Scientist
Environmental Health Risk Assessment
Program

APPROVED BY:


for DAVID L. DAUGHDRILL
Program Manager
Environmental Health Risk Assessment


STAFFORD D.F.R. COAKLEY
Environmental Engineer
Environmental Health Risk Assessment
Program

APPENDIX A
REFERENCES

1. U.S. Army (Dec. 1981). *Technical Manual, Army Ammunition Data Sheets for Rockets, Rocket Systems, Rocket Fuzes, Rocket Motors*. TM-43-0001-30.
2. FAS Military Analysis Network. *M-72 Light Anti-tank Weapon (LAW)*. Available online at <http://www.fas.org>. Accessed 29 August 2001.
3. U.S. Army. Email communication between Mr. Bill Bolt, ATC, and Ms. Joleen Mobley, USACHPPM. Subject: Electronic copy of Firing Point Emission Study Series 4 Emission Factors, 16 April 2001.
4. U.S. Army Aberdeen Test Center (May 2000). *Draft Detailed Test Plan No. 4 for the Firing Point Emission Study Phase II*, Aberdeen Proving Ground, MD.
5. USACHPPM (Aug. 2000). *Ambient Air Quality Consultation NO. 43-EL-1485-00 Air Dispersion Modeling Evaluation For Military Munitions*, Aberdeen Proving Ground, MD.
6. Bowman Environmental, Inc. (1999). *INPUFF2, Multiple Source Integrated Puff Model*, Version 4.1.
7. Title 40, Code of Federal Regulations, Part 68 (40 CFR 68), Chemical Accident Prevention Provisions, 1 July 1998.
8. U.S. Army. Email communication between Ms. Tamera Rush, AEC, and Ms. Joleen Mobley, USACHPPM. Subject: Scenario Information – Small Caliber Ammunition, 3 July 2001.
9. Army Training Evaluation Protocol (ARTEP) 7-20-MTP, *Mission Training Plan for the Infantry Battalion*.
10. EPA. *National Ambient Air Quality Standards*. Available online at <http://www.epa.gov/airprogm/airs/criteria.html>
11. EPA (Nov. 2000). *Region 9 Preliminary Remediation Goals (PRG)*. Available online at www.epa.gov/region09/waste/sfund/prg/index.html
12. EPA (April 2000). *Region 3 Risk Based Concentration (RBC) Tables*. Available online at www.epa.gov/reghwmd/risk/riskmenu.htm
13. Total Petroleum Hydrocarbon Criteria Working Group (1997). *Development of Fraction Specific Reference Doses (RfDs) and Reference Concentrations (RfCs) for Total Petroleum Hydrocarbons (TPH)*, Volume 4. Amherst Scientific Publishers. Amherst, MA.
14. Manahan, Stanley (1994). *Environmental Chemistry*. Sixth edition. CRC Press, Inc. Boca Raton, FL.

15. U.S. Army (1996). *Final Screening Risk Assessment for the Anniston Chemical Agent Disposal Facility at the Anniston Army Depot, Alabama*. Revision No. 5. Prepared by the U.S. Army Center for Health Promotion and Preventive Medicine for the Program Manager for Chemical Demilitarization. Aberdeen Proving Ground, Maryland.

16. U.S. Army (1997). *Final Screening Risk Assessment for the Pine Bluff Chemical Agent Disposal Facility at the Pine Bluff Arsenal, Arkansas*. Revision No. 1. Prepared by the U.S. Army Center for Health Promotion and Preventive Medicine for the Program Manager for Chemical Demilitarization. Aberdeen Proving Ground, Maryland.

17. American Industrial Hygiene Association (AIHA) (1999). *Emergency Response Planning Guidelines*. AIHA Press, Fairfax, VA.

18. Department of Energy (1998). *Temporary Emergency Exposure Limits*, Revision 15. <http://www.scapa.bnl.gov>.

APPENDIX B

AIR DISPERSION MODELING OUTPUT DATA

Table B-1: Air Modeling Output Data for the M72A3 66-mm HEAT Rocket

Rocket, 66-mm High Explosive Anti-Tank, M72A3										
Substance	Number of items:			ATC Firing Test Results			No. of rounds (l)		1 round	
	Trial #1 Actual Measured Concentration (mg/m ³)	Trial #2 Actual Measured Concentration (mg/m ³)	Daily Measured Background Concentration (mg/m ³)	Average Adjusted Emission Factor (EF) (lb./item)	Average Adjusted Emission Factor (lb./lb.(NEW))	Total Mass Of Substance Emitted (grams/item) M	Substance Concentration (grams/m ³) CONC	Substance Emission Rate (g/item)/sec ER _i	release duration (t):	seconds
Net Explosive Weight - N.E.W. per item (lbs.) =>										
Unit Concentration (UC):										
1.05E-01										
2.150E-06 g/m ³ /(g/s)										
Permanent Gases										
Ammonia (NH ₃)	7.00E+00	7.00E+00	NA	ND	ND	ND	ND	ND	ND	ND
Carbon Dioxide (CO ₂)	2.63E+03	2.53E+03	NA	8.37E-02	7.97E-01	3.796E+01	4.081E-05	1.898E+01	1.898E+01	1.898E+01
Carbon Monoxide (CO)	1.90E+02	1.90E+02	NA	6.16E-03	5.87E-02	2.793E+00	3.002E-06	1.396E+00	1.396E+00	1.396E+00
Methane (CH ₄)	9.90E+00	9.90E+00	NA	ND	ND	ND	ND	ND	ND	ND
Oxides of Nitrogen (NO _x)	3.94E+01	4.18E+01	NA	1.32E-03	1.25E-02	5.974E-01	6.422E-07	2.987E-01	2.987E-01	2.987E-01
Sulfur Dioxide (SO ₂)	6.03E-01	6.55E-01	NA	2.04E-05	1.94E-04	9.255E-03	9.949E-09	4.627E-03	4.627E-03	4.627E-03
Acid Gases										
Hydrogen Fluoride	2.30E-01	2.20E-01	2.50E-01	ND	ND	ND	ND	ND	ND	ND
Hydrogen Chloride	1.13E+00	8.60E-01	2.50E-01	1.57E-05	1.49E-04	7.104E-03	7.637E-09	3.552E-03	3.552E-03	3.552E-03
Hydrogen Bromide	2.20E-01	2.10E-01	2.40E-01	ND	ND	ND	ND	ND	ND	ND
Nitric Acid	1.06E+00	1.07E+00	2.40E-01	1.68E-05	1.60E-04	7.598E-03	8.168E-09	3.799E-03	3.799E-03	3.799E-03
Phosphoric Acid	2.20E-01	2.10E-01	2.40E-01	ND	ND	ND	ND	ND	ND	ND
Sulfuric Acid	6.40E-01	4.80E-01	2.40E-01	8.82E-06	8.40E-05	3.999E-03	4.298E-09	1.999E-03	1.999E-03	1.999E-03
Cyanide										
Particulate Cyanide	1.30E-02	1.30E-02	1.30E-02	ND	ND	ND	ND	ND	ND	ND
Hydrogen Cyanide	4.19E-01	4.99E-01	1.40E-02	1.59E-05	1.51E-04	7.207E-03	7.747E-09	3.603E-03	3.603E-03	3.603E-03
Particulate										
Total Suspended Particulate	VOID	2.17E+02	NA	3.73E-03	3.55E-02	1.692E+00	1.819E-06	8.459E-01	8.459E-01	8.459E-01
Particulate Matter <10 microns	2.52E+02	2.51E+02	NA	8.71E-03	8.30E-02	3.950E+00	4.246E-06	1.975E+00	1.975E+00	1.975E+00
Particulate Matter <2.5 microns	2.29E+02	2.22E+02	NA	7.82E-03	7.45E-02	3.546E+00	3.812E-06	1.773E+00	1.773E+00	1.773E+00
Metals										
Aluminum	7.265E-01	9.177E-01	9.942E-02	2.52E-05	2.40E-04	1.144E-02	1.230E-08	5.721E-03	5.721E-03	5.721E-03
Antimony	2.607E-01	3.209E-01	1.151E-02	1.01E-05	9.59E-05	4.865E-03	4.908E-09	2.283E-03	2.283E-03	2.283E-03
Arsenic	2.505E-02	2.798E-02	1.151E-02	ND	ND	ND	ND	ND	ND	ND
Barium	2.556E-01	3.051E-01	1.704E-02	9.15E-06	8.72E-05	4.151E-03	4.462E-09	2.075E-03	2.075E-03	2.075E-03
Beryllium	2.505E-02	2.798E-02	1.151E-02	ND	ND	ND	ND	ND	ND	ND
Cadmium	4.238E-02	5.193E-02	1.151E-02	1.63E-06	1.56E-05	7.404E-04	7.959E-10	3.702E-04	3.702E-04	3.702E-04
Calcium	9.719E-01	1.125E+00	5.293E-02	3.46E-05	3.29E-04	1.568E-02	1.686E-08	7.841E-03	7.841E-03	7.841E-03
Chromium	2.505E-02	2.798E-02	1.151E-02	ND	ND	ND	ND	ND	ND	ND

Table B-1: Air Modeling Output Data for the M72A3 66-mm HEAT Rocket

Substance	Rocket, 66-mm High Explosive Anti-Tank, M72A3											
	Number of items: Trial #1 =>		Trial #2 =>		Trial #3 =>		No. of rounds (l)		1 round			
	Net Explosive Weight (N.E.W.) per item (lbs.) =>		Net Explosive Weight (N.E.W.) per item (lbs.) =>		Net Explosive Weight (N.E.W.) per item (lbs.) =>		release duration (t):		2 seconds			
	Trial #1 Actual Measured Concentration (mg/m ³)	Trial #2 Actual Measured Concentration (mg/m ³)	Daily Measured Background Concentration (mg/m ³)	Average Adjusted Emission Factor (EF) (lb./item)	Average Adjusted Emission Factor (lb./lb. NEW)	Total Mass Of Substance Emitted (grams/item)	Substance Concentration (grams/m ³)	Substance Emission Rate (g/item)/sec ER ₁	1.05E-01	2.150E-06 (g/m ³ /g/s)		
ATC Firing Test Results												
Cobalt	2.505E-02	2.798E-02	1.151E-02	ND	ND	1.151E-02	8.66E-05	8.25E-04	ND	ND	ND	ND
Copper	2.316E+00	2.710E+00	1.230E-02	8.66E-05	8.25E-04	1.230E-02	2.49E-05	2.37E-04	3.928E-02	4.223E-08	1.964E-02	1.964E-02
Lead	6.613E-01	7.778E-01	1.151E-02	2.49E-05	2.37E-04	1.151E-02	2.74E-05	2.61E-04	1.130E-02	1.215E-08	5.649E-03	5.649E-03
Magnesium	7.766E-01	8.058E-01	1.151E-02	2.74E-05	2.61E-04	1.151E-02	1.01E-06	9.62E-06	1.243E-02	1.336E-08	6.214E-03	6.214E-03
Manganese	2.866E-02	2.966E-02	1.151E-02	1.01E-06	9.62E-06	1.151E-02	ND	ND	4.580E-04	4.923E-10	2.290E-04	2.290E-04
Nickel	2.505E-02	2.798E-02	1.151E-02	ND	ND	1.151E-02	ND	ND	ND	ND	ND	ND
Selenium	2.505E-02	2.798E-02	1.151E-02	ND	ND	1.151E-02	ND	ND	ND	ND	ND	ND
Silver	2.505E-02	2.798E-02	1.151E-02	ND	ND	1.151E-02	ND	ND	ND	ND	ND	ND
Thallium	2.505E-02	2.798E-02	1.151E-02	ND	ND	1.151E-02	ND	ND	ND	ND	ND	ND
Vanadium	2.505E-02	2.798E-02	1.151E-02	ND	ND	1.151E-02	ND	ND	ND	ND	ND	ND
Zinc	7.011E-01	7.383E-01	1.151E-02	2.49E-05	2.37E-04	1.151E-02	2.49E-05	2.37E-04	1.130E-02	1.215E-08	5.652E-03	5.652E-03
<u>TO-11 Carbonyls</u>												
Formaldehyde	7.70E-01	9.20E-01	3.10E-01	1.92E-05	1.83E-04	3.10E-01	1.92E-05	1.83E-04	8.705E-03	9.358E-09	4.352E-03	4.352E-03
Acetaldehyde	9.00E-02	6.00E-02	2.00E-01	ND	ND	2.00E-01	ND	ND	ND	ND	ND	ND
Acetone	4.46E+00	5.08E+00	4.81E+00	9.06E-06	8.63E-05	4.81E+00	9.06E-06	8.63E-05	4.108E-03	4.416E-09	2.054E-03	2.054E-03
Acrolein	2.00E-01	2.00E-01	2.00E-01	ND	ND	2.00E-01	ND	ND	ND	ND	ND	ND
Propionaldehyde	2.00E-01	2.00E-01	2.00E-01	ND	ND	2.00E-01	ND	ND	ND	ND	ND	ND
Crotonaldehyde	2.00E-01	2.00E-01	2.00E-01	ND	ND	2.00E-01	ND	ND	ND	ND	ND	ND
Butyraldehyde	2.00E-01	2.00E-01	2.00E-01	ND	ND	2.00E-01	ND	ND	ND	ND	ND	ND
Benzaldehyde	2.00E-01	2.00E-01	2.00E-01	ND	ND	2.00E-01	ND	ND	ND	ND	ND	ND
Isovaleraldehyde	2.00E-01	2.00E-01	2.00E-01	ND	ND	2.00E-01	ND	ND	ND	ND	ND	ND
Valeraldehyde	2.00E-01	2.00E-01	2.00E-01	ND	ND	2.00E-01	ND	ND	ND	ND	ND	ND
o,m,p-Toluialdehyde	6.00E-01	6.00E-01	6.00E-01	ND	ND	6.00E-01	ND	ND	ND	ND	ND	ND
Hexaldehyde	2.00E-01	2.00E-01	2.00E-01	ND	ND	2.00E-01	ND	ND	ND	ND	ND	ND
2,5-Dimethylbenzaldehyde	2.00E-01	2.00E-01	2.00E-01	ND	ND	2.00E-01	ND	ND	ND	ND	ND	ND
<u>TO-14 VOCs (extended list)</u>												
Propene	2.41E-02	2.07E-02	3.44E-04	7.64E-07	7.28E-06	3.44E-04	7.64E-07	7.28E-06	3.465E-04	3.725E-10	1.733E-04	1.733E-04
Dichlorodifluoromethane	2.97E-03	2.97E-03	3.46E-03	ND	ND	3.46E-03	ND	ND	ND	ND	ND	ND
Chlorodifluoromethane	3.54E-03	3.54E-03	3.54E-03	ND	ND	3.54E-03	ND	ND	ND	ND	ND	ND
Freon 114	6.99E-03	6.99E-03	6.99E-03	ND	ND	6.99E-03	ND	ND	ND	ND	ND	ND
Chloromethane	2.07E-03	1.86E-03	1.24E-03	2.78E-08	2.64E-07	1.24E-03	2.78E-08	2.64E-07	1.259E-05	1.353E-11	6.294E-06	6.294E-06

Table B-1: Air Modeling Output Data for the M72A3 66-mm HEAT Rocket

Substance	Rocket, 66-mm High Explosive Anti-Tank, M72A3									
	Number of items: Trial #1 =>		Trial #2 =>		Trial #2 =>		Trial #2 =>		No. of rounds (l)	
	Net Explosive Weight - N.E.W. per Item (lbs.) =>		Net Explosive Weight - N.E.W. per Item (lbs.) =>		Net Explosive Weight - N.E.W. per Item (lbs.) =>		Net Explosive Weight - N.E.W. per Item (lbs.) =>		release duration (t):	
	1		1		1		1		2	
ATC Firing Test Results										
Trial #1 Actual Measured Concentration (mg/m ³)	Trial #2 Actual Measured Concentration (mg/m ³)	Daily Measured Background Concentration (mg/m ³)	Average Adjusted Emission Factor (EF) (lb./item)	Average Adjusted Emission Factor (lb./lb. NEW)	Total Mass Of Substance Emitted (grams/item)	Substance Concentration (grams/m ³)	Substance Emission Rate (g/item)/sec ER ₁	1 round	2 seconds	
2.56E-03	2.56E-03	2.56E-03	ND	ND	ND	ND	ND	2.150E-06	g/m ³ /(g/s)	
Vinyl Chloride	2.56E-03	2.56E-03	2.56E-03	ND	ND	ND	ND	ND	ND	ND
1,3-Butadiene	2.21E-03	2.21E-03	2.21E-03	ND	ND	ND	ND	ND	ND	ND
Bromomethane	3.88E-03	3.88E-03	3.88E-03	ND	ND	ND	ND	ND	ND	ND
Chloroethane	2.64E-03	2.64E-03	2.64E-03	ND	ND	ND	ND	ND	ND	ND
Dichlorofluoromethane	4.21E-03	4.21E-03	4.21E-03	ND	ND	ND	ND	ND	ND	ND
Trichlorofluoromethane	1.69E-03	1.69E-03	1.69E-03	3.68E-09	3.51E-08	1.669E-06	1.794E-12	8.344E-07	8.344E-07	8.344E-07
Pentane	5.90E-04	5.90E-04	5.90E-04	1.29E-09	1.23E-08	5.843E-07	6.281E-13	2.922E-07	2.922E-07	2.922E-07
Acrolein	5.27E-02	4.36E-02	2.29E-03	1.67E-06	1.59E-05	7.567E-04	8.135E-10	3.784E-04	3.784E-04	3.784E-04
1,1-Dichloroethene	4.05E-03	4.05E-03	4.05E-03	ND	ND	ND	ND	ND	ND	ND
Freon 113	7.68E-03	7.68E-03	7.68E-03	ND	ND	ND	ND	ND	ND	ND
Acetone	1.90E-02	2.38E-02	1.66E-02	2.00E-07	1.91E-06	9.089E-05	9.771E-11	4.545E-05	4.545E-05	4.545E-05
Methyl iodide	5.81E-03	5.81E-03	5.81E-03	ND	ND	ND	ND	ND	ND	ND
Carbon Disulfide	3.11E-03	2.18E-03	3.11E-03	7.51E-08	7.15E-07	3.406E-05	3.661E-11	1.703E-05	1.703E-05	1.703E-05
Acetonitrile	2.35E-02	2.18E-02	1.18E-02	4.04E-07	3.85E-06	1.831E-04	1.969E-10	9.157E-05	9.157E-05	9.157E-05
3-Chloropropene	3.13E-03	3.13E-03	3.13E-03	ND	ND	ND	ND	ND	ND	ND
Methylene Chloride	9.73E-02	7.99E-02	4.17E-02	1.72E-06	1.64E-05	7.786E-04	8.370E-10	3.893E-04	3.893E-04	3.893E-04
tert-Butyl Alcohol	3.03E-03	3.03E-03	3.03E-03	ND	ND	ND	ND	ND	ND	ND
Acrylonitrile	1.52E-02	1.30E-02	2.17E-03	4.89E-07	4.66E-06	2.217E-04	2.383E-10	1.108E-04	1.108E-04	1.108E-04
trans-1,2-Dichloroethene	3.96E-03	3.96E-03	3.96E-03	ND	ND	ND	ND	ND	ND	ND
Methyl t-Butyl Ether	3.61E-03	3.61E-03	3.61E-03	ND	ND	ND	ND	ND	ND	ND
Hexane	1.59E-01	1.66E-01	1.41E-02	5.16E-06	4.91E-05	2.339E-03	2.515E-09	1.170E-03	1.170E-03	1.170E-03
1,1-Dichloroethane	3.97E-03	3.97E-03	3.97E-03	ND	ND	ND	ND	ND	ND	ND
Vinyl Acetate	3.52E-03	3.52E-03	3.52E-03	ND	ND	ND	ND	ND	ND	ND
cis-1,2-Dichloroethene	3.96E-03	3.96E-03	3.96E-03	ND	ND	ND	ND	ND	ND	ND
2-Butanone	1.47E-03	1.77E-03	1.47E-03	8.30E-09	7.91E-08	3.764E-06	4.046E-12	1.882E-06	1.882E-06	1.882E-06
Ethyl Acetate	3.60E-03	3.60E-03	3.60E-03	ND	ND	ND	ND	ND	ND	ND
Methyl Acrylate	3.52E-03	3.52E-03	3.52E-03	ND	ND	ND	ND	ND	ND	ND
Chloroform	4.88E-03	4.88E-03	4.88E-03	ND	ND	ND	ND	ND	ND	ND
1,1,1-Trichloroethane	5.46E-03	1.64E-02	4.91E-03	2.18E-07	2.07E-06	9.869E-05	1.061E-10	4.934E-05	4.934E-05	4.934E-05
Carbon Tetrachloride	6.29E-03	6.29E-03	6.29E-03	ND	ND	ND	ND	ND	ND	ND
1,2-Dichloroethane	1.21E-03	4.05E-03	4.05E-03	4.23E-08	4.03E-07	1.918E-05	2.061E-11	9.588E-06	9.588E-06	9.588E-06

Table B-1: Air Modeling Output Data for the M72A3 66-mm HEAT Rocket

Rocket, 66-mm High Explosive Anti-Tank, M72A3											
Substance	Number of items:		Trial #1 =>		Trial #2 =>		Trial #1 =>		Trial #2 =>		
	Trial #1	Trial #2	Actual Measured Concentration (mg/m ³)	Actual Measured Concentration (mg/m ³)	Daily Measured Background Concentration (mg/m ³)	Average Adjusted Emission Factor (EF) (lb./item)	Average Adjusted Emission Factor (lb./lb. NEW)	Unit Concentration (UC):	1 round	2 seconds	
								1.05E-01	2.150E-06	g/m ³ (g/s)	
ATC Firing Test Results											
									Total Mass Of Substance Emitted (grams/item) M	Substance Concentration (grams/m ³) CONC	Substance Emission Rate (g/item)/sec ER ₁
Benzene	6.39E-02	5.75E-02	3.20E-03	3.20E-03	2.10E-06	2.00E-05	9.539E-04	1.025E-09	4.769E-04	4.769E-04	
Isocetane	4.67E-03	4.67E-03	4.67E-03	4.67E-03	ND	ND	ND	ND	ND	ND	
Heptane	4.10E-03	4.10E-03	4.10E-03	4.10E-03	ND	ND	ND	ND	ND	ND	
Trichloroethane	4.88E-03	4.88E-03	4.88E-03	4.88E-03	ND	ND	ND	ND	ND	ND	
Ethyl Acrylate	4.09E-03	4.09E-03	4.09E-03	4.09E-03	ND	ND	ND	ND	ND	ND	
1,2-Dichloropropane	4.62E-03	4.62E-03	4.62E-03	4.62E-03	ND	ND	ND	ND	ND	ND	
Methyl Methacrylate	4.09E-03	4.09E-03	4.09E-03	4.09E-03	ND	ND	ND	ND	ND	ND	
Dibromomethane	7.11E-03	7.11E-03	7.11E-03	7.11E-03	ND	ND	ND	ND	ND	ND	
1,4-Dioxane	3.60E-03	3.60E-03	3.60E-03	3.60E-03	ND	ND	ND	ND	ND	ND	
Bromodichloromethane	6.70E-03	6.70E-03	6.70E-03	6.70E-03	ND	ND	ND	ND	ND	ND	
cis-1,3-Dichloropropene	4.54E-03	4.54E-03	4.54E-03	4.54E-03	ND	ND	ND	ND	ND	ND	
4-Methyl-2-Pentanone	4.10E-03	4.10E-03	4.10E-03	4.10E-03	ND	ND	ND	ND	ND	ND	
Toluene	3.77E-03	3.77E-03	1.13E-03	1.13E-03	9.39E-08	8.94E-07	4.256E-05	4.575E-11	2.128E-05	2.128E-05	
Octane	4.67E-03	4.67E-03	4.67E-03	4.67E-03	ND	ND	ND	ND	ND	ND	
trans-1,3-Dichloropropene	4.54E-03	4.54E-03	4.54E-03	4.54E-03	ND	ND	ND	ND	ND	ND	
Ethyl Methacrylate	4.67E-03	4.67E-03	4.67E-03	4.67E-03	ND	ND	ND	ND	ND	ND	
1,1,2-Trichloroethane	5.46E-03	5.46E-03	5.46E-03	5.46E-03	ND	ND	ND	ND	ND	ND	
Tetrachloroethene	6.78E-03	6.78E-03	6.78E-03	6.78E-03	ND	ND	ND	ND	ND	ND	
2-Hexanone	4.10E-03	4.10E-03	4.10E-03	4.10E-03	ND	ND	ND	ND	ND	ND	
Dibromochloromethane	8.52E-03	8.52E-03	8.52E-03	8.52E-03	ND	ND	ND	ND	ND	ND	
1,2-Dibromoethane	7.68E-03	7.68E-03	7.68E-03	7.68E-03	ND	ND	ND	ND	ND	ND	
Chlorobenzene	4.60E-03	4.60E-03	4.60E-03	4.60E-03	ND	ND	ND	ND	ND	ND	
1,1,1,2-Tetrachloroethane	6.87E-03	6.87E-03	6.87E-03	6.87E-03	ND	ND	ND	ND	ND	ND	
Ethylbenzene	2.17E-03	2.61E-03	1.30E-03	1.30E-03	4.04E-08	3.85E-07	1.832E-05	1.970E-11	9.162E-06	9.162E-06	
m/p-Xylene	8.68E-03	8.68E-03	4.34E-03	4.34E-03	1.60E-07	1.52E-06	7.251E-05	7.795E-11	3.626E-05	3.626E-05	
o-Xylene	8.68E-03	8.68E-03	4.34E-03	4.34E-03	1.60E-07	1.52E-06	7.251E-05	7.795E-11	3.626E-05	3.626E-05	
Styrene	2.56E-03	1.28E-03	4.26E-03	4.26E-03	6.65E-08	6.34E-07	3.017E-05	3.243E-11	1.508E-05	1.508E-05	
Bromoform	1.03E-02	1.03E-02	1.03E-02	1.03E-02	ND	ND	ND	ND	ND	ND	
Cumene	4.92E-03	4.92E-03	4.92E-03	4.92E-03	ND	ND	ND	ND	ND	ND	
1,1,2,2-Tetrachloroethane	6.87E-03	6.87E-03	6.87E-03	6.87E-03	ND	ND	ND	ND	ND	ND	
1,2,3-Trichloropropane	6.03E-03	6.03E-03	6.03E-03	6.03E-03	ND	ND	ND	ND	ND	ND	

Table B-1: Air Modeling Output Data for the M72A3 66-mm HEAT Rocket

Substance	Rocket, 66-mm High Explosive Anti-Tank, M72A3									
	Number of items:		Trial #1 =>		Trial #2 =>		Trial #3 =>		No. of rounds (I)	
	Net Explosive Weight - N.E.W. per item (lbs.) =>		1		1		1		release duration (t):	
			1.05E-01		1.05E-01		1.05E-01		Unit Concentration (UC):	
ATC Firing Test Results										
	Trial #1	Trial #2	Daily	Average	Average	Average	Total Mass	Substance	Substance	1 round
	Actual	Actual	Measured	Adjusted	Adjusted	Adjusted	Of Substance	Concentration	Concentration	2 seconds
	Measured	Measured	Background	Emission	Emission	Emission	Emitted	(grams/m ³)	(grams/m ³)	(g/item)/sec
	Concentration	Concentration	Concentration	Factor (EF)	Factor (EF)	Factor (EF)	(grams/item)	CONC	CONC	ER ₁
	(mg/m ³)	(mg/m ³)	(mg/m ³)	(lb./item)	(lb./item)	(lb./lb. NEW)	M			(g/m ³)/(g/s)
Bromobenzene	6.42E-03	6.42E-03	6.42E-03	ND	ND	ND	ND	ND	ND	ND
4-Ethyltoluene	4.92E-03	4.92E-03	4.92E-03	ND	ND	ND	ND	ND	ND	ND
1,3,5-Trimethylbenzene	4.92E-03	4.92E-03	4.92E-03	ND	ND	ND	ND	ND	ND	ND
Alpha Methyl Styrene	4.83E-03	4.83E-03	4.83E-03	ND	ND	ND	ND	ND	ND	ND
1,2,4-Trimethylbenzene	1.97E-03	2.46E-03	1.47E-03	2.87E-08	2.74E-07	2.74E-07	1.302E-05	1.400E-11	1.400E-11	6.512E-06
1,3-Dichlorobenzene	6.01E-03	6.01E-03	6.01E-03	ND	ND	ND	ND	ND	ND	ND
1,4-Dichlorobenzene	6.01E-03	6.01E-03	6.01E-03	ND	ND	ND	ND	ND	ND	ND
Benzyl Chloride	5.18E-03	5.18E-03	5.18E-03	ND	ND	ND	ND	ND	ND	ND
1,2-Dichlorobenzene	6.01E-03	6.01E-03	6.01E-03	ND	ND	ND	ND	ND	ND	ND
Hexachloroethane	9.68E-03	9.68E-03	9.68E-03	ND	ND	ND	ND	ND	ND	ND
1,2,4-Trichlorobenzene	7.42E-03	7.42E-03	7.42E-03	ND	ND	ND	ND	ND	ND	ND
Hexachlorobutadiene	1.07E-02	1.07E-02	1.07E-02	ND	ND	ND	ND	ND	ND	ND
Hydrocarbons										
Methane	1.44E+00	1.44E+00	1.12E+00	1.38E-05	1.38E-05	1.31E-04	6.257E-03	6.726E-09	6.726E-09	3.128E-03
Ethylene	1.81E-01	1.81E-01	2.87E-02	6.28E-06	6.28E-06	5.98E-05	2.847E-03	3.061E-09	3.061E-09	1.424E-03
Acetylene	2.83E-01	3.10E-01	2.66E-02	1.03E-05	1.03E-05	9.78E-05	4.658E-03	5.008E-09	5.008E-09	2.329E-03
Ethane	2.95E-02	2.95E-02	2.95E-02	ND	ND	ND	ND	ND	ND	ND
Propylene	4.13E-02	4.13E-02	4.13E-02	ND	ND	ND	ND	ND	ND	ND
Propane	4.33E-02	4.33E-02	4.33E-02	ND	ND	ND	ND	ND	ND	ND
Propyne	3.84E-02	3.84E-02	3.84E-02	ND	ND	ND	ND	ND	ND	ND
Isobutane	5.47E-02	5.47E-02	5.47E-02	ND	ND	ND	ND	ND	ND	ND
1-Butene/Isobutylene	1.08E-01	1.08E-01	1.08E-01	ND	ND	ND	ND	ND	ND	ND
1,3-Butadiene/butane	1.65E-01	1.65E-01	1.65E-01	ND	ND	ND	ND	ND	ND	ND
cis-butene	5.51E-02	5.51E-02	5.51E-02	ND	ND	ND	ND	ND	ND	ND
1-Butyne/trans-butene	1.06E-01	1.06E-01	1.06E-01	ND	ND	ND	ND	ND	ND	ND
2-Butyne	5.31E-02	5.31E-02	5.31E-02	ND	ND	ND	ND	ND	ND	ND
n-Pentane	7.08E-02	7.08E-02	7.08E-02	ND	ND	ND	ND	ND	ND	ND
n-Hexane	1.06E-01	1.83E-01	7.75E-02	5.00E-06	5.00E-06	4.76E-05	2.267E-03	2.437E-09	2.437E-09	1.133E-03
SVOCs (8270 List)										
N-nitrosodimethylamine	1.80E-02	1.78E-02	1.80E-02	ND	ND	ND	ND	ND	ND	ND
Bis(2-chloroethyl)ether	1.80E-02	1.78E-02	1.80E-02	ND	ND	ND	ND	ND	ND	ND

Table B-1: Air Modeling Output Data for the M72A3 66-mm HEAT Rocket

Substance	Rocket, 66-mm High Explosive Anti-Tank, M72A3									
	Number of Items: Trial #1 =>		Trial #2 =>		Trial #3 =>		Trial #4 =>		No. of rounds (l)	
	Net Explosive Weight - N.E.W. per item (lbs.) =>		Net Explosive Weight - N.E.W. per item (lbs.) =>		Net Explosive Weight - N.E.W. per item (lbs.) =>		Net Explosive Weight - N.E.W. per item (lbs.) =>		release duration (t):	
	1.05E-01		1.05E-01		1.05E-01		1.05E-01		2.150E-06	
ATC Firing Test Results!										
	Trial #1 Actual Measured Concentration (mg/m ³)	Trial #2 Actual Measured Concentration (mg/m ³)	Daily Measured Background Concentration (mg/m ³)	Average Adjusted Emission Factor (EF) (lb./item)	Average Adjusted Emission Factor (lb./lb. NEW)	Total Mass Of Substance Emitted (grams/item) M	Substance Concentration (grams/m ³) CONC	Substance Emission Rate (g/item)/sec ER ₁	1 round	
									2 seconds	
Phenol	1.80E-02	1.78E-02	1.80E-02	ND	ND	ND	ND	ND	ND	ND
2-chlorophenol	1.80E-02	1.78E-02	1.80E-02	ND	ND	ND	ND	ND	ND	ND
1,3-dichlorobenzene	1.80E-02	1.78E-02	1.80E-02	ND	ND	ND	ND	ND	ND	ND
1,4-dichlorobenzene	1.80E-02	1.78E-02	1.80E-02	ND	ND	ND	ND	ND	ND	ND
1,2-dichlorobenzene	1.80E-02	1.78E-02	1.80E-02	ND	ND	ND	ND	ND	ND	ND
Benzyl alcohol	1.80E-02	1.78E-02	1.80E-02	ND	ND	ND	ND	ND	ND	ND
Bis(2-chloroisopropyl)ether	1.80E-02	1.78E-02	1.80E-02	ND	ND	ND	ND	ND	ND	ND
2-methylphenol	1.80E-02	1.78E-02	1.80E-02	ND	ND	ND	ND	ND	ND	ND
Hexachloroethane	1.80E-02	1.78E-02	1.80E-02	ND	ND	ND	ND	ND	ND	ND
N-nitroso-di-n-propylamine	1.80E-02	1.78E-02	1.80E-02	ND	ND	ND	ND	ND	ND	ND
4-methylphenol	1.80E-02	1.78E-02	1.80E-02	ND	ND	ND	ND	ND	ND	ND
Nitrobenzene	1.80E-02	1.78E-02	1.80E-02	ND	ND	ND	ND	ND	ND	ND
Isophorone	1.80E-02	1.78E-02	1.80E-02	ND	ND	ND	ND	ND	ND	ND
2-nitrophenol	1.80E-02	1.78E-02	1.80E-02	ND	ND	ND	ND	ND	ND	ND
2,4-dimethylphenol	1.80E-02	1.78E-02	1.80E-02	ND	ND	ND	ND	ND	ND	ND
Bis(2-chloroethoxy)methane	1.80E-02	1.78E-02	1.80E-02	ND	ND	ND	ND	ND	ND	ND
2,4-dichlorophenol	1.80E-02	1.78E-02	1.80E-02	ND	ND	ND	ND	ND	ND	ND
1,2,4-trichlorobenzene	1.80E-02	1.78E-02	1.80E-02	ND	ND	ND	ND	ND	ND	ND
Naphthalene	1.80E-02	1.78E-02	1.80E-02	ND	ND	ND	ND	ND	ND	ND
4-chloroaniline	1.80E-02	1.78E-02	1.80E-02	ND	ND	ND	ND	ND	ND	ND
Hexachlorobutadiene	1.80E-02	1.78E-02	1.80E-02	ND	ND	ND	ND	ND	ND	ND
4-chloro-3-methylphenol	1.80E-02	1.78E-02	1.80E-02	ND	ND	ND	ND	ND	ND	ND
2-methylnaphthalene	1.80E-02	1.78E-02	1.80E-02	ND	ND	ND	ND	ND	ND	ND
Hexachlorocyclopentadiene	1.80E-02	1.78E-02	1.80E-02	ND	ND	ND	ND	ND	ND	ND
2,4,6-trichlorophenol	1.80E-02	1.78E-02	1.80E-02	ND	ND	ND	ND	ND	ND	ND
2,4,5-trichlorophenol	1.80E-02	1.78E-02	1.80E-02	ND	ND	ND	ND	ND	ND	ND
2-chloronaphthalene	1.80E-02	1.78E-02	1.80E-02	ND	ND	ND	ND	ND	ND	ND
2-nitroaniline	1.80E-02	1.78E-02	1.80E-02	ND	ND	ND	ND	ND	ND	ND
Acenaphthylene	1.80E-02	1.78E-02	1.80E-02	ND	ND	ND	ND	ND	ND	ND
Dimethylphthalate	1.80E-02	1.78E-02	1.80E-02	ND	ND	ND	ND	ND	ND	ND
2,6-dinitrotoluene	1.80E-02	1.78E-02	1.80E-02	ND	ND	ND	ND	ND	ND	ND

Table B-1: Air Modeling Output Data for the M72A3 66-mm HEAT Rocket

Substance	Rocket, 66-mm High Explosive Anti-Tank, M72A3									
	Number of items: Trial #1 =>		Trial #2 =>		No. of rounds (I)		release duration (t):		1 round	
	1		1		1		1.05E-01		2 seconds	
	Net Explosive Weight - N.E.W. per item (lbs.) =>		Trial #2 =>		Unit Concentration (UC):		2.150E-06		g/m ³ (g/s)	
ATC Firing Test Results										
Trial #1 Actual Measured Concentration (mg/m ³)	Trial #2 Actual Measured Concentration (mg/m ³)	Daily Measured Background Concentration (mg/m ³)	Average Adjusted Emission Factor (EF) (lb./item)	Average Adjusted Emission Factor (lb./lb. NEW)	Total Mass Of Substance Emitted (grams/item) M	Substance Concentration (grams/m ³) CONC	Substance Emission Rate (g/item)/sec ER ₁			
Acenaphthene	1.80E-02	1.78E-02	1.80E-02	ND	ND	ND	ND	ND	ND	ND
3-nitroaniline	3.60E-02	3.56E-02	3.59E-02	ND	ND	ND	ND	ND	ND	ND
2,4-dinitrophenol	3.60E-02	3.56E-02	3.59E-02	ND	ND	ND	ND	ND	ND	ND
Dibenzofuran	1.80E-02	1.78E-02	1.80E-02	ND	ND	ND	ND	ND	ND	ND
2,4-dinitrotoluene	1.80E-02	1.78E-02	1.80E-02	ND	ND	ND	ND	ND	ND	ND
4-nitrophenol	3.60E-02	3.56E-02	3.59E-02	ND	ND	ND	ND	ND	ND	ND
Fluorene	1.80E-02	1.78E-02	1.80E-02	ND	ND	ND	ND	ND	ND	ND
4-chlorophenyl-phenylether	1.80E-02	1.78E-02	1.80E-02	ND	ND	ND	ND	ND	ND	ND
Diethylphthalate	1.80E-02	1.78E-02	1.80E-02	ND	ND	ND	ND	ND	ND	ND
4-nitroaniline	3.60E-02	3.56E-02	3.59E-02	ND	ND	ND	ND	ND	ND	ND
4,6-dinitro-2-methylphenol	3.60E-02	3.56E-02	3.59E-02	ND	ND	ND	ND	ND	ND	ND
n-Nitrosodiphenylamine(1)	1.80E-02	1.78E-02	1.80E-02	ND	ND	ND	ND	ND	ND	ND
4-bromophenyl-phenylether	1.80E-02	1.78E-02	1.80E-02	ND	ND	ND	ND	ND	ND	ND
Hexachlorobenzene	1.80E-02	1.78E-02	1.80E-02	ND	ND	ND	ND	ND	ND	ND
Pentachlorophenol	3.60E-02	3.56E-02	3.59E-02	ND	ND	ND	ND	ND	ND	ND
Phenanthrene	1.80E-02	1.78E-02	1.80E-02	ND	ND	ND	ND	ND	ND	ND
Anthracene	1.80E-02	1.78E-02	1.80E-02	ND	ND	ND	ND	ND	ND	ND
Di-n-butylphthalate	1.80E-02	1.78E-02	1.80E-02	ND	ND	ND	ND	ND	ND	ND
Fluoranthene	1.98E-02	9.78E-03	1.80E-02	5.13E-07	4.88E-06	2.325E-04	2.500E-10	1.163E-04	ND	ND
Pyrene	1.80E-02	1.78E-02	1.80E-02	ND	ND	ND	ND	ND	ND	ND
Butylbenzylphthalate	1.80E-02	1.78E-02	1.80E-02	ND	ND	ND	ND	ND	ND	ND
Benzo(a)anthracene	1.80E-02	1.78E-02	1.80E-02	ND	ND	ND	ND	ND	ND	ND
Chrysene	1.80E-02	1.78E-02	1.80E-02	ND	ND	ND	ND	ND	ND	ND
Bis(2-ethylhexyl)phthalate	9.53E-02	2.49E-01	3.77E-02	4.72E-06	4.50E-05	2.142E-03	2.303E-09	1.071E-03	ND	ND
Di-n-octylphthalate	1.80E-02	1.78E-02	1.80E-02	ND	ND	ND	ND	ND	ND	ND
Benzo(b)fluoranthene	1.80E-02	1.78E-02	1.80E-02	ND	ND	ND	ND	ND	ND	ND
Benzo(k)fluoranthene	1.80E-02	1.78E-02	1.80E-02	ND	ND	ND	ND	ND	ND	ND
Benzo(a)pyrene	1.80E-02	1.78E-02	1.80E-02	ND	ND	ND	ND	ND	ND	ND
Indeno(1,2,3-cd)pyrene	1.80E-02	1.78E-02	1.80E-02	ND	ND	ND	ND	ND	ND	ND
Dibenz(a,h)anthracene	1.80E-02	1.78E-02	1.80E-02	ND	ND	ND	ND	ND	ND	ND
Benzo(g,h,i)perylene	1.80E-02	1.78E-02	1.80E-02	ND	ND	ND	ND	ND	ND	ND

Table B-1: Air Modeling Output Data for the M72A3 66-mm HEAT Rocket

Rocket, 66-mm High Explosive Anti-Tank, M72A3										
Substance	Number of items: Trial #1 => 1		Trial #2 => 1		Trial #2 => 1		No. of rounds (l) release duration (l):		1 round	
	Trial #1 Actual Measured Concentration (mg/m ³)	Trial #2 Actual Measured Concentration (mg/m ³)	Daily Measured Background Concentration (mg/m ³)	Average Adjusted Emission Factor (EF) (lb./item)	Average Adjusted Emission Factor (lb./lb. NEW)	Total Mass Of Substance Emitted (grams/item)	Substance Concentration (grams/m ³)	Substance Emission Rate (g/item)/sec ER ₁	2 seconds	2.150E-06 g/m ³ /(g/s)
ATC Firing Test Results ¹										
Trial #1 Actual Measured Concentration (mg/m ³)	Trial #2 Actual Measured Concentration (mg/m ³)	Daily Measured Background Concentration (mg/m ³)	Average Adjusted Emission Factor (EF) (lb./item)	Average Adjusted Emission Factor (lb./lb. NEW)	Total Mass Of Substance Emitted (grams/item)	Substance Concentration (grams/m ³)	Substance Emission Rate (g/item)/sec ER ₁			
123678-HXCDF	1.14E-09	1.47E-09	1.30E-09	ND	ND	ND	ND	ND	ND	ND
123789-HXCDF	7.79E-10	9.45E-10	9.03E-10	ND	ND	ND	ND	ND	ND	ND
234678-HXCDF	3.91E-10	5.09E-10	4.85E-10	ND	ND	ND	ND	ND	ND	ND
1234678-HPCDF	2.84E-09	2.89E-09	1.14E-09	6.22E-14	5.93E-13	2.822E-11	3.034E-17	1.411E-11		
1234789-HPCDF	9.05E-10	1.11E-09	1.90E-09	ND	ND	ND	ND	ND	ND	ND
OCDF	3.05E-09	3.83E-09	1.39E-09	7.40E-14	7.05E-13	3.355E-11	3.606E-17	1.677E-11		
<i>Energetics</i>										
Nitrobenzene	3.43E-03	3.42E-03	NA	ND	ND	ND	ND	ND	ND	ND
2-Nitrotoluene	3.43E-03	3.42E-03	NA	ND	ND	ND	ND	ND	ND	ND
3-Nitrotoluene	3.43E-03	3.42E-03	NA	ND	ND	ND	ND	ND	ND	ND
4-Nitrotoluene	3.43E-03	3.42E-03	NA	ND	ND	ND	ND	ND	ND	ND
Nitroglycerine	3.43E-03	9.58E-03	NA	3.34E-07	3.18E-06	1.513E-04	1.626E-10	7.564E-05		
1,3-Dinitrobenzene	3.43E-03	3.42E-03	NA	ND	ND	ND	ND	ND	ND	ND
2,6-Dinitrotoluene	3.43E-03	3.42E-03	NA	ND	ND	ND	ND	ND	ND	ND
2,4-Dinitrotoluene	3.43E-03	3.42E-03	NA	ND	ND	ND	ND	ND	ND	ND
1,3,5-Trinitrobenzene	3.43E-03	3.42E-03	NA	ND	ND	ND	ND	ND	ND	ND
2,4,6-Trinitrotoluene	3.43E-03	3.42E-03	NA	ND	ND	ND	ND	ND	ND	ND
RDX	3.43E-03	3.42E-03	NA	ND	ND	ND	ND	ND	ND	ND
4-Amino-2,6-Dinitrotoluene	3.43E-03	3.42E-03	NA	ND	ND	ND	ND	ND	ND	ND
2-Amino-4,6-Dinitrotoluene	3.43E-03	3.42E-03	NA	ND	ND	ND	ND	ND	ND	ND
Tetryl	3.43E-03	3.42E-03	NA	ND	ND	ND	ND	ND	ND	ND
HMX	6.87E-03	6.84E-03	NA	ND	ND	ND	ND	ND	ND	ND
Pentaerythritoltrinitrate	6.87E-03	6.84E-03	NA	ND	ND	ND	ND	ND	ND	ND
Dibutyl phthalate	8.58E-02	8.55E-02	NA	ND	ND	ND	ND	ND	ND	ND
Diethyl phthalate	8.58E-02	8.55E-02	NA	ND	ND	ND	ND	ND	ND	ND
Diphenylamine	8.58E-02	8.55E-02	NA	ND	ND	ND	ND	ND	ND	ND

Footnotes:
¹ATC = Aberdeen Test Center (for additional information on the data, refer to the Firing Point Emission Study)
 NA = Not Applicable
 ND = Not Detected

APPENDIX C

HEALTH-BASED SCREENING LEVELS AND ACUTE TOXICITY VALUES

Appendix C: Health-Based Screening Levels and Acute Toxicity Values

<i>Substance</i>	<i>CASH</i>	<i>PRG</i>	<i>Toxicity Endpoint</i>	<i>RBC</i>	<i>Toxicity Endpoint</i>	<i>NAAQS</i>	<i>HBSL</i>	<i>Toxicity Endpoint</i>	<i>ERPG</i>	<i>TEEL</i>	<i>AEGL</i>	<i>ATV</i>	<i>ATV Source</i>
1,1,1,2-Tetrachloroethane	630-20-6	2.60E-01	c	2.41E-01	c		2.41E-01	c		6.00E+04		6.00E+04	T
1,1,1-Trichloroethane	71-55-6	1.04E+03	nc	2.30E+03	nc		1.04E+03	nc	1.94E+06	2.00E+06	1.25E+06	1.25E+06	A
1,1,2,2-Tetrachloroethane	79-34-5	3.31E-02	c	3.13E-02	c		3.13E-02	c		2.00E+04		2.00E+04	T
1,1,2-Trichloroethane	79-00-5	1.20E-01	c	1.12E-01	c		1.12E-01	c		5.00E+04		5.00E+04	T
1,1-Dichloroethane	75-34-3	5.21E+02	nc	5.11E+02	nc		5.11E+02	nc		1.25E+06		1.25E+06	T
1,1-Dichloroethene	75-35-4		nc	3.58E-02	c		3.58E-02	c		7.50E+04		7.50E+04	T
1,2,3-Trichloropropane	96-18-4	9.61E-04	c	3.13E-03	c		9.61E-04	c		6.00E+04		6.00E+04	T
1,2,4-Trichlorobenzene	120-82-1	2.08E+02	nc	2.08E+02	nc		2.08E+02	nc		3.50E+04		3.50E+04	T
1,2,4-Trimethylbenzene	95-63-6	6.21E+00	nc	6.21E+00	nc		6.21E+00	nc		1.80E+05		1.80E+05	T
1,2-Dibromoethane	106-93-4	8.73E-03	c	8.24E-03	c		8.24E-03	c		1.50E+05		1.50E+05	T
1,2-Dichlorobenzene	95-50-1	2.09E+02	nc	3.29E+02	nc		2.09E+02	nc		3.00E+05		3.00E+05	T
1,2-Dichloroethane	107-06-2	7.39E-02	c	6.88E-02	c		6.88E-02	c		7.50E+03		7.50E+03	T
1,2-Dichloropropane	78-87-5	9.89E-02	c	9.21E-02	c		9.21E-02	c		5.00E+05		5.00E+05	T
1,3,5-Trimethylbenzene	108-67-8	6.21E+00	nc	6.21E+00	nc		6.21E+00	nc		1.25E+05		1.25E+05	T
1,3,5-Trinitrobenzene	99-35-4	1.10E+02	nc	1.10E+02	nc		1.10E+02	nc		3.00E+04		3.00E+04	T
1,3-Butadiene	106-99-0	3.74E-03	c	3.48E-03	c		3.48E-03	c	2.20E+04	2.00E+04		2.20E+04	E
1,3-Dichlorobenzene	541-73-1	3.29E+00	nc	1.10E+02	nc		3.29E+00	nc		4.00E+04		4.00E+04	T

Substance	CAS#	PRG	Toxicity		RBC	Toxicity		NAAQS	HBSL Toxicity		ERPG	TEEL	AEGL	ATV	ATV	Source
			Endpoint	Endpoint		Endpoint	Endpoint		Endpoint	Endpoint						
1,3-Dinitrobenzene	99-65-0	3.65E-01	nc	3.65E-01	nc	3.65E-01	nc	3.65E-01	nc	3.00E+03	3.00E+03	3.00E+03	3.00E+03	3.00E+03	3.00E+03	T
1,4-Dichlorobenzene	106-46-7	3.06E-01	c	2.85E-01	c	2.85E-01	c	2.85E-01	c	6.00E+05	6.00E+05	6.00E+05	6.00E+05	6.00E+05	6.00E+05	T
1,4-Dioxane	123-91-1	6.11E-01	c	5.69E-01	c	5.69E-01	c	5.69E-01	c	7.50E+04	7.50E+04	7.50E+04	7.50E+04	7.50E+04	7.50E+04	T
1234678-HPCDD	35822-46-9									6.00E+02	6.00E+02	6.00E+02	6.00E+02	6.00E+02	6.00E+02	T
1234678-HPCDF	67562-39-4									1.50E+02	1.50E+02	1.50E+02	1.50E+02	1.50E+02	1.50E+02	T
1234789-HPCDF	55673-89-7									2.50E+02	2.50E+02	2.50E+02	2.50E+02	2.50E+02	2.50E+02	T
123478-HXCDD	39227-28-6									1.25E+00	1.25E+00	1.25E+00	1.25E+00	1.25E+00	1.25E+00	T
123478-HXCDF	70648-26-9									7.50E+00	7.50E+00	7.50E+00	7.50E+00	7.50E+00	7.50E+00	T
123678-HXCDD	57653-85-7									1.50E+01	1.50E+01	1.50E+01	1.50E+01	1.50E+01	1.50E+01	T
123678-HXCDF	57117-44-9									2.50E+00	2.50E+00	2.50E+00	2.50E+00	2.50E+00	2.50E+00	T
123789-HXCDD	19408-74-3	1.48E-06	c	1.38E-06	c	1.38E-06	c	1.38E-06	c	1.50E+01	1.50E+01	1.50E+01	1.50E+01	1.50E+01	1.50E+01	T
123789-HXCDF	72918-21-9									1.25E+02	1.25E+02	1.25E+02	1.25E+02	1.25E+02	1.25E+02	T
12378-PECDD	40321-76-4									2.50E+00	2.50E+00	2.50E+00	2.50E+00	2.50E+00	2.50E+00	T
12378-PECDF	57117-41-6									7.50E+00	7.50E+00	7.50E+00	7.50E+00	7.50E+00	7.50E+00	T
1-Butene/isobutylene	106-98-9									7.50E+06	7.50E+06	7.50E+06	7.50E+06	7.50E+06	7.50E+06	T
2,4,5-trichlorophenol	95-95-4	3.65E+02	nc	3.65E+02	nc	3.65E+02	nc	3.65E+02	nc	3.00E+04	3.00E+04	3.00E+04	3.00E+04	3.00E+04	3.00E+04	T
2,4,6-trichlorophenol	88-06-2	6.20E-01	c	6.26E-01	c	6.26E-01	c	6.20E-01	c	3.00E+04	3.00E+04	3.00E+04	3.00E+04	3.00E+04	3.00E+04	T
2,4,6-Trinitrotoluene	118-96-7	2.24E-01	c	2.09E-01	c	2.09E-01	c	2.09E-01	c	1.50E+03	1.50E+03	1.50E+03	1.50E+03	1.50E+03	1.50E+03	T
2,4-dichlorophenol	120-83-2	1.10E+01	nc	1.10E+01	nc	1.10E+01	nc	1.10E+01	nc	3.00E+04	3.00E+04	3.00E+04	3.00E+04	3.00E+04	3.00E+04	T

Substance	CAS#	PRG	Toxicity Endpoint	RBC	Toxicity Endpoint	NAAQS	HBSL Endpoint	Toxicity Endpoint	ERPG	TEEL	AEGL	ATV	ATV Source
2,4-dimethylphenol	105-67-9	7.30E+01	nc	7.30E+01	nc		7.30E+01	nc					
2,4-dinitrophenol	51-28-5	7.30E+00	nc	7.30E+00	nc		7.30E+00	nc		7.50E+03		7.50E+03	T
2,4-Dinitrotoluene	121-14-2	7.30E+00	nc	7.30E+00	nc		7.30E+00	nc		6.00E+02		6.00E+02	T
2,5-Dimethylbenzaldehyde	5779-94-2												
2,6-dinitrotoluene	606-20-2	3.65E+00	nc	3.65E+00	nc		3.65E+00	nc		6.00E+02		6.00E+02	T
234678-HXCDF	60851-34-5									1.50E+00		1.50E+00	T
23478-PECDF	57117-31-4									7.50E-02		7.50E-02	T
2378-TCDD	1746-01-6	4.48E-08	c	4.17E-08	c		4.17E-08	c		3.50E+00		3.50E+00	T
2378-TCDF	51207-31-9									2.00E+00		2.00E+00	T
2-Amino-4,6-Dinitrotoluene	35572-78-2									1.50E+04		1.50E+04	T
2-Butanone	78-93-3	1.04E+03	nc	1.04E+03	nc		1.04E+03	nc		7.50E+05		7.50E+05	T
2-Butyne	503-17-3												
2-chloronaphthalene	91-58-7	2.92E+02	nc	2.92E+02	nc		2.92E+02	nc		6.00E+02		6.00E+02	T
2-chlorophenol	95-57-8	1.83E+01	nc	1.83E+01	nc		1.83E+01	nc		6.00E+03		6.00E+03	T
2-Hexanone	591-78-6									4.00E+04		4.00E+04	T
2-methylnaphthalene	91-57-6									2.00E+04		2.00E+04	T
2-methylphenol	95-48-7	1.83E+02	nc	1.83E+02	nc		1.83E+02	nc		2.00E+04		2.00E+04	T
2-nitroaniline	88-74-4	2.09E-01	nc	2.08E-01	nc		2.08E-01	nc					
2-nitrophenol	88-75-5									4.00E+03		4.00E+03	T

Substance	CAS#	PRG	Toxicity Endpoint	RBC	Toxicity Endpoint	NAAQS	HBSL Toxicity Endpoint	ERPG	TEEL	AEGL	ATV	ATV Source
2-Nitrotoluene	88-72-2	3.65E+01	nc	3.65E+01	nc	3.65E+01	nc					
3-Chloropropene	107-05-1	1.04E+00	nc					9.39E+03	7.50E+03		9.39E+03	E
3-nitroaniline	99-09-2											
3-Nitrotoluene	99-08-1	3.65E+01	nc	7.30E+01	nc	3.65E+01	nc					
4,6-dinitro-2-methylphenol	534-52-1			3.65E-01	nc	3.65E-01	nc		2.00E+02		2.00E+02	T
4-Amino-2,6-Dinitrotoluene	19406-51-0											
4-bromophenyl-phenylethe	101-55-3											
4-chloro-3-methylphenol	59-50-7								2.00E+04		2.00E+04	T
4-chloroaniline	106-47-8	1.46E+01	nc	1.46E+01	nc	1.46E+01	nc		3.00E+04		3.00E+04	T
4-chlorophenyl-phenylethe	7005-72-3											
4-Ethyltoluene	622-96-8								1.25E+05		1.25E+05	T
4-Methyl-2-Pentanone	108-10-1	8.34E+01	nc	7.30E+01	nc	7.30E+01	nc		3.00E+05		3.00E+05	T
4-methylphenol	106-44-5	1.83E+01	nc	1.83E+01	nc	1.83E+01	nc		2.00E+04		2.00E+04	T
4-nitroaniline	100-01-6								9.00E+03		9.00E+03	T
4-nitrophenol	100-02-7	2.92E+01	nc	2.90E+01	nc	2.90E+01	nc		2.50E+03		2.50E+03	T
4-Nitrotoluene	99-99-0	3.65E+01	nc	3.65E+01	nc	3.65E+01	nc		3.50E+04		3.50E+04	T
acenaphthene	83-32-9	2.19E+02	nc	2.19E+02	nc	2.19E+02	nc		1.25E+03		1.25E+03	T
Acenaphthylene	208-96-8								2.00E+02		2.00E+02	T
Acetaldehyde	75-07-0	8.73E-01	c	8.13E-01	c	8.13E-01	c	1.80E+04	1.50E+04		1.80E+04	E

Substance	CASH	PRG	Toxicity Endpoint	RBC	Toxicity Endpoint	NAAQS	HBSL	Toxicity Endpoint	ERPG	TEEL	AEGL	ATV	ATV	Source
Acetone	67-64-1	3.65E+02	nc	3.65E+02	nc		3.65E+02	nc		2.00E+06		2.00E+06		T
Acetonitrile	75-05-8	6.20E+01	nc	6.21E+01	nc		6.20E+01	nc		1.00E+05		1.00E+05		T
Acetylene	74-86-2													
Acrolein	107-02-8	2.09E-02	nc	2.08E-02	nc		2.08E-02	nc	2.30E+02	2.00E+02		2.30E+02		E
Acrylonitrile	107-13-1	2.83E-02	c	2.61E-02	c		2.61E-02	c	2.17E+04	2.00E+04		2.17E+04		E
Alpha Methyl Styrene	98-83-9	2.56E+02	nc	2.56E+02	nc		2.56E+02	nc						
Aluminum	7429-90-5	5.11E+00	nc	3.65E+00	nc		3.65E+00	nc		3.00E+04		3.00E+04		T
Ammonia (NH3)	7664-41-7	1.04E+02	nc	1.04E+02	nc		1.04E+02	nc	1.75E+04	1.50E+04		1.75E+04		E
anthracene	120-12-7	1.10E+03	nc	1.10E+03	nc		1.10E+03	nc		6.00E+03		6.00E+03		T
Antimony	7440-36-0			1.46E+00	nc		1.46E+00	nc		1.50E+03		1.50E+03		T
Arsenic	7440-38-2	4.47E-04	c	4.15E-04	c		4.15E-04	c		3.00E+01		3.00E+01		T
Barium	7440-39-3	5.21E-01	nc	5.11E-01	nc		5.11E-01	nc		1.50E+03		1.50E+03		T
Benzaldehyde	100-52-7	3.65E+02	nc	3.65E+02	nc		3.65E+02	nc		1.50E+04		1.50E+04		T
Benzene	71-43-2	2.49E-01	c	2.16E-01	c		2.16E-01	c	1.56E+05	1.50E+05		1.56E+05		E
benzo(a)anthracene	56-55-3	2.17E-02	c	8.58E-03	c		8.58E-03	c		6.00E+02		6.00E+02		T
benzo(a)pyrene	50-32-8	2.17E-03	c	2.02E-03	c		2.02E-03	c		6.00E+02		6.00E+02		T
benzo(b)fluoranthene	205-99-2	2.17E-02	c	8.58E-03	c		8.58E-03	c						
Benzo(e)pyrene	192-97-2													
benzo(g,h,i)perylene	191-24-2									3.00E+04		3.00E+04		T

Substance	CAS#	PRG	Toxicity		RBC	Toxicity		NAAQS	HBSL		Toxicity	ERPG	TEEL	AEGL	ATV	ATV	Source
			Endpoint	Endpoint		Endpoint	Endpoint		Endpoint	Endpoint							
benzo(k)fluoranthene	207-08-9	2.17E-01	c	8.58E-02	c	8.58E-02	c	8.58E-02	c								
benzyl alcohol	100-51-6	1.10E+03	nc	1.10E+03	nc	1.10E+03	nc	1.10E+03	nc			6.00E+04			6.00E+04		T
Benzyl Chloride	100-44-7	3.96E-02	c	3.68E-02	c	3.68E-02	c	3.68E-02	c		5.20E+03		5.00E+03		5.20E+03		E
Beryllium	7440-41-7	8.00E-04	c	7.45E-04	c	7.45E-04	c	7.45E-04	c			5.00E+00			5.00E+00		T
bis(2-chloroethoxy)methan	111-91-1																
bis(2-chloroethoxy)ether	111-44-4	5.82E-03	c	5.69E-03	c	5.69E-03	c	5.69E-03	c			6.00E+04			6.00E+04		T
bis(2-chloroisopropyl)ether	108-60-1	1.92E-01	c	1.79E-01	c	1.79E-01	c	1.79E-01	c			7.50E+04			7.50E+04		T
Bis(2-ethylhexyl)phthalate	117-81-7	4.80E-01	c	4.47E-01	c	4.47E-01	c	4.47E-01	c			1.00E+04			1.00E+04		T
Bromobenzene	108-86-1	1.04E+01	nc									5.00E+04			5.00E+04		T
Bromodichloromethane	75-27-4	1.08E-01	c	1.01E-01	c	1.01E-01	c	1.01E-01	c			4.00E+03			4.00E+03		T
Bromoform	75-25-2	1.75E+00	c	1.61E+00	c	1.61E+00	c	1.61E+00	c			6.00E+03			6.00E+03		T
Bromomethane	74-83-9	5.21E+00	nc	5.11E+00	nc	5.11E+00	nc	5.11E+00	nc			1.00E+04			1.00E+04		T
butylbenzylphthalate	85-68-7	7.30E+02	nc	7.30E+02	nc	7.30E+02	nc	7.30E+02	nc			5.00E+05			5.00E+05		T
Butyraldehyde	123-72-8											7.50E+04			7.50E+04		T
Cadmium	7440-43-9	1.07E-03	c	9.94E-04	c	9.94E-04	c	9.94E-04	c			3.00E+01			3.00E+01		T
Calcium	7440-70-2											3.00E+04			3.00E+04		T
Carbon Dioxide (CO2)	124-38-9											5.00E+07			5.00E+07		T
Carbon Disulfide	75-15-0	7.30E+02	nc	7.30E+02	nc	7.30E+02	nc	7.30E+02	nc			3.00E+04			3.00E+04		T
Carbon Monoxide (CO)	630-08-0							1.00E+04	nc		2.30E+05		2.00E+05		2.30E+05		E

Substance	CAS#	PRG	Toxicity		RBC	Toxicity		NAAQS	HBSL Toxicity		ERPG	TEEL	AEGL	ATV	ATV	Source
			Endpoint	Endpoint		Endpoint	Endpoint		Endpoint	Endpoint						
Carbon Tetrachloride	56-23-5	1.28E-01	c	1.18E-01	c	1.18E-01	c	1.28E+05	1.18E-01	c	1.28E+05	1.25E+05	1.28E+05	1.28E+05	E	
Chlorobenzene	108-90-7	6.21E+01	nc	6.21E+01	nc	6.21E+01	nc		6.21E+01	nc		1.25E+05	1.25E+05	1.25E+05	T	
Chlorodifluoromethane	75-45-6	5.11E+04	nc	5.11E+04	nc	5.11E+04	nc		5.11E+04	nc		4.00E+06	4.00E+06	4.00E+06	T	
Chloroethane	75-00-3	2.32E+00	c	2.16E+00	c	2.16E+00	c		2.16E+00	c		2.50E+06	2.50E+06	2.50E+06	T	
Chloroform	67-66-3	8.35E-02	c	7.73E-02	c	7.73E-02	c		7.73E-02	c		1.00E+04	1.00E+04	1.00E+04	T	
Chloromethane	74-87-3	1.07E+00	c	1.79E+00	c	1.79E+00	c		1.07E+00	c		2.00E+05	2.00E+05	2.00E+05	T	
Chromium	7440-47-3		c	1.53E-04	c	1.53E-04	c		1.53E-04	c		1.50E+03	1.50E+03	1.50E+03	T	
chrysene	218-01-9	2.17E+00	c	8.58E-01	c	8.58E-01	c		8.58E-01	c		6.00E+02	6.00E+02	6.00E+02	T	
cis-1,2-Dichloroethene	156-59-2	3.65E+01	nc	3.65E+01	nc	3.65E+01	nc		3.65E+01	nc		7.50E+05	5.54E+05	5.54E+05	A	
cis-1,3-Dichloropropene	10061-01-5											1.25E+04	1.25E+04	1.25E+04	T	
cis-butene	25167-67-3											2.00E+04	2.00E+04	2.00E+04	T	
Cobalt	7440-48-4			1.83E-02	nc	1.83E-02	nc		1.83E-02	nc		1.00E+02	1.00E+02	1.00E+02	T	
Copper	7440-50-8			1.46E+02	nc	1.46E+02	nc		1.46E+02	nc		3.00E+03	3.00E+03	3.00E+03	T	
Crotonaldehyde	4170-30-3	3.54E-03	c								5.72E+03	6.00E+03	5.72E+03	5.72E+03	E	
Cumene	98-82-8	4.02E+02	nc	4.02E+02	nc	4.02E+02	nc		4.02E+02	nc		2.50E+05	2.50E+05	2.50E+05	T	
dibenz(a,h)anthracene	53-70-3	2.17E-03	c	8.58E-04	c	8.58E-04	c		8.58E-04	c		3.00E+04	3.00E+04	3.00E+04	T	
dibenzofuran	132-64-9	1.46E+01	nc	1.46E+01	nc	1.46E+01	nc		1.46E+01	nc						
Dibromochloromethane	124-48-1	8.00E-02	c	7.45E-02	c	7.45E-02	c		7.45E-02	c		6.00E+03	6.00E+03	6.00E+03	T	
Dibromomethane	74-95-3	3.65E+01	nc	3.65E+01	nc	3.65E+01	nc		3.65E+01	nc		2.50E+05	2.50E+05	2.50E+05	T	

Substance	CAS#	PRG	Toxicity		RBC	Toxicity		NAAQS	HBSL Toxicity		ERPG	TEEL	AEGL	ATV	ATV	Source
			Endpoint	nc		Endpoint	nc		Endpoint	nc						
Dibutyl Phthalate	84-74-2	3.65E+02	nc	3.65E+02	nc	3.65E+02	nc	3.65E+02	nc	1.50E+04	1.50E+04	1.50E+04	1.50E+04	1.50E+04	T	
Dichlorodifluoromethane	75-71-8	2.09E+02	nc	1.83E+02	nc	1.83E+02	nc	1.83E+02	nc	1.50E+07	1.50E+07	1.50E+07	1.50E+07	1.50E+07	T	
diethylphthalate	84-66-2	2.92E+03	nc	2.92E+03	nc	2.92E+03	nc	2.92E+03	nc	1.50E+04	1.50E+04	1.50E+04	1.50E+04	1.50E+04	T	
dimethylphthalate	131-11-3	3.65E+04	nc	3.65E+04	nc	3.65E+04	nc	3.65E+04	nc	1.50E+04	1.50E+04	1.50E+04	1.50E+04	1.50E+04	T	
di-n-octylphthalate	117-84-0	7.30E+01	nc	7.30E+01	nc	7.30E+01	nc	7.30E+01	nc	1.50E+05	1.50E+05	1.50E+05	1.50E+05	1.50E+05	T	
Diphenylamine	122-39-4	9.13E+01	nc	9.13E+01	nc	9.13E+01	nc	9.13E+01	nc	3.00E+04	3.00E+04	3.00E+04	3.00E+04	3.00E+04	T	
Ethane	74-84-0															
Ethyl Acetate	141-78-6	3.29E+03	nc	3.29E+03	nc	3.29E+03	nc	3.29E+03	nc	1.50E+06	1.50E+06	1.50E+06	1.50E+06	1.50E+06	T	
Ethyl Acrylate	140-88-5	1.40E-01	c							6.00E+04	6.00E+04	6.00E+04	6.00E+04	6.00E+04	T	
Ethyl Methacrylate	97-63-2	3.29E+02	nc	3.29E+02	nc	3.29E+02	nc	3.29E+02	nc	5.00E+05	5.00E+05	5.00E+05	5.00E+05	5.00E+05	T	
Ethylbenzene	100-41-4	1.06E+03	nc	1.06E+03	nc	1.06E+03	nc	1.06E+03	nc	5.00E+05	5.00E+05	5.00E+05	5.00E+05	5.00E+05	T	
Ethylene	74-85-1															
fluoranthene	206-44-0	1.46E+02	nc	1.46E+02	nc	1.46E+02	nc	1.46E+02	nc	3.00E+01	3.00E+01	3.00E+01	3.00E+01	3.00E+01	T	
Fluorene	86-73-7	1.46E+02	nc	1.46E+02	nc	1.46E+02	nc	1.46E+02	nc	7.50E+04	7.50E+04	7.50E+04	7.50E+04	7.50E+04	T	
Formaldehyde	50-00-0	1.48E-01	c	1.39E-01	c	1.39E-01	c	1.39E-01	c	1.23E+03	1.23E+03	1.23E+03	1.23E+03	1.23E+03	E	
Freon 113	76-13-1	3.13E+04	nc	3.14E+04	nc	3.14E+04	nc	3.13E+04	nc	1.00E+07	1.00E+07	1.00E+07	1.00E+07	1.00E+07	T	
Freon 114	76-14-2									2.00E+07	2.00E+07	2.00E+07	2.00E+07	2.00E+07	T	
Heptane	142-82-5									1.50E+06	1.50E+06	1.50E+06	1.50E+06	1.50E+06	T	
hexachlorobenzene	118-74-1	4.18E-03	c	3.91E-03	c	3.91E-03	c	3.91E-03	c	7.50E+01	7.50E+01	7.50E+01	7.50E+01	7.50E+01	T	

Substance	CAS#	PRG	Toxicity Endpoint	RBC	Toxicity Endpoint	NAAQS	HBSL Toxicity Endpoint	ERPG	TEEL	AEGL	ATV	ATV Source
Hexachlorobutadiene	87-68-3	8.62E-02	c	8.03E-02	c		8.03E-02	c	3.21E+04	3.00E+04	3.21E+04	E
hexachlorocyclopentadien	77-47-4	7.30E-02	nc	7.30E-02	nc		7.30E-02	nc	1.00E+02	1.00E+02	1.00E+02	T
Hexachloroethane	67-72-1	4.80E-01	c	4.47E-01	c		4.47E-01	c	3.00E+04	3.00E+04	3.00E+04	T
Hexaldehyde	66-25-1											
Hexane	110-54-3	2.09E+02	nc	2.08E+02	nc		2.08E+02	nc	5.00E+05	5.00E+05	5.00E+05	T
HMX	2691-41-0	1.83E+02	nc	1.83E+02	nc		1.83E+02	nc				
Hydrogen bromide	10035-10-6								1.00E+04	1.00E+04	1.00E+04	T
Hydrogen chloride	7647-01-0	2.08E+01	nc	2.08E+01	nc		2.08E+01	nc	4.50E+03	2.70E+03	2.70E+03	A
Hydrogen Cyanide	74-90-8	3.13E+00	nc	3.14E+00	nc		3.13E+00	nc	5.00E+03	5.00E+03	5.00E+03	T
Hydrogen fluoride	7664-39-3								1.60E+03	1.60E+03	1.60E+03	A
indeno(1,2,3-cd)pyrene	193-39-5	2.17E-02	c	8.58E-03	c		8.58E-03	c				
Isobutane	75-28-5								1.00E+06	1.00E+06	1.00E+06	T
Isooctane	540-84-1								5.00E+05	5.00E+05	5.00E+05	T
isophorone	78-59-1	7.08E+00	c	6.59E+00	c		6.59E+00	c	2.50E+04	2.50E+04	2.50E+04	T
Isovaleraldehyde	590-86-3											
Lead	7439-92-1					2.00E+00	2.00E+00	nc	1.50E+02	1.50E+02	1.50E+02	T
m/p-Xylene	108-38-3 10	7.30E+02	nc	7.30E+03	nc		7.30E+02	nc	6.00E+05	6.00E+05	6.00E+05	T
Magnesium	7439-95-4								3.00E+04	3.00E+04	3.00E+04	T
Manganese	7439-96-5	5.11E-02	nc	5.22E-02	nc		5.11E-02	nc	3.00E+03	3.00E+03	3.00E+03	T

Monday, August 13, 2001

Substance	CAS#	PRG	Toxicity		RBC	Toxicity		NAAQS	HBSL		Toxicity	ERPG	TEEL	AEGL	ATV	ATV	Source
			Endpoint	nc		Endpoint	nc		Endpoint	nc							
Methane	74-82-8												1.00E+07		1.00E+07		T
Methyl Acrylate	96-33-3	1.10E+02	nc	1.10E+02	nc	1.10E+02	nc										
Methyl Iodide	74-88-4											1.45E+05	1.50E+05		1.45E+05		E
Methyl Methacrylate	80-62-6	7.30E+02	nc	7.30E+02	nc	7.30E+02	nc						4.00E+05		4.00E+05		T
Methyl t-Butyl Ether	1634-04-4	3.13E+03	nc	3.13E+03	nc	3.13E+03	nc						4.00E+05		4.00E+05		T
Methylene Chloride	75-09-2	4.09E+00	c	3.79E+00	c	3.79E+00	c					6.96E+05	6.00E+05		6.96E+05		E
naphthalene	91-20-3	3.13E+00	nc	3.29E+00	nc	3.13E+00	nc						7.50E+04		7.50E+04		T
Nickel	7440-02-0												4.50E+03		4.50E+03		T
Nitric Acid	7697-37-2												2.50E+03	1.30E+03	1.30E+03		A
Nitrobenzene	98-95-3	2.09E+00	nc	2.19E+00	nc	2.09E+00	nc						1.50E+04		1.50E+04		T
Nitroglycerine	55-63-0	4.80E-01	c	4.47E-01	c	4.47E-01	c						1.00E+02		1.00E+02		T
n-nitrosodimethylamine	62-75-9	1.37E-04	c	1.23E-04	c	1.23E-04	c						1.00E+04		1.00E+04		T
n-nitroso-di-n-propylamine	621-64-7	9.61E-04	c	8.94E-04	c	8.94E-04	c						2.00E+02		2.00E+02		T
n-nitrosodiphenylamine(1)	86-30-6	1.37E+00	c	1.28E+00	c	1.28E+00	c						2.50E+04		2.50E+04		T
o,m,p-Toluialdehyde	1334-78-7																
OCDD	3268-87-9												1.50E+02		1.50E+02		T
OCDF	39001-02-0												3.00E+02		3.00E+02		T
Octane	111-65-9																
Oxides of Nitrogen (NOx)	10102-43-9												3.00E+04		3.00E+04		T

Substance	CAS#	PRG	Toxicity Endpoint	RBC	Toxicity Endpoint	NAAQS	HBSL Toxicity Endpoint	ERPG	TEEL	AEGL	ATV	ATV Source
o-Xylene	95-47-6	7.30E+02	nc	7.30E+03	nc	7.30E+02	nc	6.00E+05	6.00E+05	6.00E+05	6.00E+05	T
Particulate Cyanide	57-12-5		nc	7.30E+01	nc	7.30E+01	nc	5.00E+03	5.00E+03	5.00E+03	5.00E+03	T
Particulate Matter <10 micr PM10			nc		5.00E+01	5.00E+01	nc					
Particulate Matter <2.5 mic PM2.5			nc		1.50E+01	1.50E+01	nc					
pentachlorophenol	87-86-5	5.60E-02	c	5.22E-02	c	5.22E-02	c	5.00E+02	5.00E+02	5.00E+02	5.00E+02	T
Pentaerythritoltrinitrate	78-11-5											
Pentane	109-66-0							5.00E+01	5.00E+01	5.00E+01	5.00E+01	T
phenanthrene	85-01-8							1.50E+06	1.50E+06	1.50E+06	1.50E+06	T
phenol	108-95-2	2.19E+03	nc	2.19E+03	nc	2.19E+03	nc	2.00E+03	2.00E+03	2.00E+03	2.00E+03	T
Phosphoric acid	7664-38-2	1.04E+01	nc	1.06E+01	nc	1.04E+01	nc	4.00E+04	4.00E+04	1.70E+04	1.70E+04	A
Propane	74-98-6							3.00E+03	3.00E+03	3.00E+03	3.00E+03	T
Propionaldehyde	123-38-6							3.50E+06	3.50E+06	3.50E+06	3.50E+06	T
Propylene	115-07-1							7.50E+04	7.50E+04	7.50E+04	7.50E+04	T
Propyne	74-99-7											
pyrene	129-00-0	1.10E+02	nc	1.10E+02	nc	1.10E+02	nc	2.50E+06	2.50E+06	2.50E+06	2.50E+06	T
RDX	121-82-4	6.11E-02	c	5.69E-02	c	5.69E-02	c	1.50E+04	1.50E+04	1.50E+04	1.50E+04	T
Selenium	7782-49-2							3.00E+03	3.00E+03	3.00E+03	3.00E+03	T
Silver	7440-22-4							6.00E+02	6.00E+02	6.00E+02	6.00E+02	T
Styrene	100-42-5	1.06E+03	nc	1.04E+03	nc	1.04E+03	nc	3.00E+02	3.00E+02	3.00E+02	3.00E+02	T
								2.13E+05	2.13E+05	2.13E+05	2.13E+05	E

Substance	CAS#	PRG	Toxicity		RBC	Toxicity		NAAQS	HBSL		Toxicity		ERPG	TEEL	AEGL	ATV	ATV	ATV
			Endpoint	Endpoint		Endpoint	Endpoint		Endpoint	Endpoint	Endpoint	Endpoint						
Sulfur Dioxide (SO2)	7446-09-5							8.00E+01	8.00E+01	nc		7.89E+02	7.50E+02			7.89E+02		E
Sulfuric Acid	7664-93-9											2.00E+03	2.00E+03			2.00E+03		E
tert-Butyl Alcohol	75-65-0												4.00E+05			4.00E+05		T
Tetrachloroethene	127-18-4	3.31E+00	c	3.13E+00	c	3.13E+00	c	3.13E+00	3.13E+00	c		6.00E+05	2.40E+05	2.40E+05		2.40E+05		A
Tetryl	479-45-8	3.65E+01	nc	3.65E+01	nc	3.65E+01	nc	3.65E+01	3.65E+01	nc		4.50E+03	4.50E+03			4.50E+03		T
Thallium	7440-28-0								2.56E-01	nc		3.00E+02	3.00E+02			3.00E+02		T
Toluene	108-88-3	4.02E+02	nc	4.16E+02	nc	4.02E+02	nc	4.02E+02	4.02E+02	nc		1.88E+05	1.50E+05	3.00E+05		3.00E+05		A
Total Suspended Particulat	12789-66-1							5.00E+01	5.00E+01	nc								
trans-1,2-Dichloroethene	156-60-5	7.30E+01	nc	7.30E+01	nc	7.30E+01	nc	7.30E+01	7.30E+01	nc		5.00E+04	1.11E+06	1.11E+06		1.11E+06		A
trans-1,3-Dichloropropene	10061-02-6											1.25E+04	1.25E+04			1.25E+04		T
Trichlorofluoromethane	75-69-4	7.30E+02	nc	7.30E+02	nc	7.30E+02	nc	7.30E+02	7.30E+02	nc		2.50E+06	2.50E+06			2.50E+06		T
Valeraldehyde	110-62-3																	
Vanadium	7440-62-2								2.56E+01	nc		1.50E+02	1.50E+02			1.50E+02		T
Vinyl Acetate	108-05-4	2.09E+02	nc	2.08E+02	nc	2.08E+02	nc	2.08E+02	2.08E+02	nc		1.92E+04	1.50E+04	1.92E+04		1.92E+04		E
Vinyl Chloride	75-01-4	2.17E-01	c	7.20E-02	c	7.20E-02	c	7.20E-02	7.20E-02	c		1.25E+04	1.25E+04			1.25E+04		T
Zinc	7440-66-6								1.10E+03	nc		3.00E+04	3.00E+04			3.00E+04		T

APPENDIX D
RISK ASSESSMENT DATA

Table D-1: Comparison of Modeled Air Concentrations with Health-Based Values

M72A3 66-mm HEAT Rocket		Modeled Distance (meters) 100			DODIC: H568			
Substance*	CAS#	CONC	Cchronic	Cchr/HBSL	Cchr/HBSL>1?	Cacute	Cact/ATV	Cact/ATV>1?
1,1,1-Trichloroethane	71-55-6	1.06E-10	2.02E-07	1.94E-10	<input type="checkbox"/>	1.77E-05	1.41E-11	<input type="checkbox"/>
1,2,4-Trimethylbenzene	95-63-6	1.40E-11	2.66E-08	4.29E-09	<input type="checkbox"/>	9.33E-06	5.19E-11	<input type="checkbox"/>
1,2-Dichloroethane	107-06-2	2.06E-11	1.68E-08	2.44E-07	<input type="checkbox"/>	1.37E-05	1.83E-09	<input type="checkbox"/>
1234678-HPCDD	35822-46-9	1.03E-16	1.96E-13		<input type="checkbox"/>	6.87E-11	1.14E-13	<input type="checkbox"/>
1234678-HPCDF	67562-39-4	3.03E-17	5.77E-14		<input type="checkbox"/>	2.02E-11	1.35E-13	<input type="checkbox"/>
2-Butanone	78-93-3	4.05E-12	7.70E-09	7.38E-12	<input type="checkbox"/>	2.70E-06	3.60E-12	<input type="checkbox"/>
Acenaphthene	83-32-9	9.88E-14	1.88E-10	8.58E-13	<input type="checkbox"/>	6.59E-08	5.27E-11	<input type="checkbox"/>
Acenaphthylene	208-96-8	1.01E-12	1.91E-09		<input type="checkbox"/>	6.71E-07	3.35E-09	<input type="checkbox"/>
Acetone	67-64-1	4.42E-09	8.40E-06	2.30E-08	<input type="checkbox"/>	2.94E-03	1.47E-09	<input type="checkbox"/>
Acetonitrile	75-05-8	1.97E-10	3.75E-07	6.04E-09	<input type="checkbox"/>	1.31E-04	1.31E-09	<input type="checkbox"/>
Acetylene	74-86-2	5.01E-09	9.53E-06		<input type="checkbox"/>	8.35E-04		<input type="checkbox"/>
Acrolein	107-02-8	8.13E-10	1.55E-06	7.44E-05	<input type="checkbox"/>	1.36E-04	5.89E-07	<input type="checkbox"/>
Acrylonitrile	107-13-1	2.38E-10	1.94E-07	7.44E-06	<input type="checkbox"/>	3.97E-05	1.83E-09	<input type="checkbox"/>
Aluminum	7429-90-5	1.23E-08	2.34E-05	6.41E-06	<input type="checkbox"/>	8.20E-03	2.73E-07	<input type="checkbox"/>
Antimony	7440-36-0	4.91E-09	9.34E-06	6.40E-06	<input type="checkbox"/>	3.27E-03	2.18E-06	<input type="checkbox"/>
Barium	7440-39-3	4.46E-09	8.49E-06	1.66E-05	<input type="checkbox"/>	2.97E-03	1.98E-06	<input type="checkbox"/>
Benzene	71-43-2	1.03E-09	8.36E-07	3.87E-06	<input type="checkbox"/>	1.71E-04	1.10E-09	<input type="checkbox"/>
Benzo(g,h,i)perylene	191-24-2	3.92E-13	7.47E-10		<input type="checkbox"/>	2.62E-07	8.72E-12	<input type="checkbox"/>

M72A3 66-mm HEAT Rocket

Modeled Distance (meters) 100

DODIC: H568

Substance *	CAS#	CONC	Cchronic	Cchr/HBSL	Cchr/HBSL > 1?	Cacute	Cact/ATV	Cact/ATV > 1?
Bis(2-ethylhexyl)phthalate	117-81-7	2.30E-09	1.88E-06	4.20E-06	<input type="checkbox"/>	1.54E-03	1.54E-07	<input type="checkbox"/>
Cadmium	7440-43-9	7.96E-10	6.49E-07	6.53E-04	<input type="checkbox"/>	5.31E-04	1.77E-05	<input type="checkbox"/>
Calcium	7440-70-2	1.69E-08	3.21E-05		<input type="checkbox"/>	1.12E-02	3.75E-07	<input type="checkbox"/>
Carbon Dioxide (CO2)	124-38-9	4.08E-05	7.76E-02		<input type="checkbox"/>	2.72E+01	5.44E-07	<input type="checkbox"/>
Carbon Disulfide	75-15-0	3.66E-11	6.97E-08	9.54E-11	<input type="checkbox"/>	2.44E-05	8.14E-10	<input type="checkbox"/>
Carbon Monoxide (CO)	630-08-0	3.00E-06	5.71E-03	5.71E-07	<input type="checkbox"/>	5.00E-01	2.18E-06	<input type="checkbox"/>
Chloromethane	74-87-3	1.35E-11	1.10E-08	1.03E-08	<input type="checkbox"/>	9.02E-06	4.51E-11	<input type="checkbox"/>
Chrysene	218-01-9	5.44E-13	4.43E-10	5.17E-10	<input type="checkbox"/>	3.63E-07	6.04E-10	<input type="checkbox"/>
Copper	7440-50-8	4.22E-08	8.03E-05	5.50E-07	<input type="checkbox"/>	2.82E-02	9.38E-06	<input type="checkbox"/>
Dibutyl phthalate	84-74-2	2.50E-10	4.76E-07	1.30E-09	<input type="checkbox"/>	1.67E-04	1.11E-08	<input type="checkbox"/>
Ethylbenzene	100-41-4	1.97E-11	3.75E-08	3.54E-11	<input type="checkbox"/>	1.31E-05	2.63E-11	<input type="checkbox"/>
Ethylene	74-85-1	3.06E-09	5.82E-06		<input type="checkbox"/>	2.04E-03	4.08E-09	<input type="checkbox"/>
Fluoranthene	206-44-0	8.41E-13	1.60E-09	1.10E-11	<input type="checkbox"/>	5.60E-07	1.87E-08	<input type="checkbox"/>
Fluorene	86-73-7	4.70E-13	8.95E-10	6.13E-12	<input type="checkbox"/>	3.14E-07	4.18E-12	<input type="checkbox"/>
Formaldehyde	50-00-0	9.36E-09	7.63E-06	5.49E-05	<input type="checkbox"/>	1.56E-03	1.27E-06	<input type="checkbox"/>
Hexane	110-54-3	2.51E-09	4.78E-06	2.30E-08	<input type="checkbox"/>	1.68E-03	3.35E-09	<input type="checkbox"/>
Hydrogen Chloride	7647-01-0	7.64E-09	1.45E-05	6.99E-07	<input type="checkbox"/>	1.27E-03	4.71E-07	<input type="checkbox"/>
Hydrogen Cyanide	74-90-8	7.75E-09	1.47E-05	4.71E-06	<input type="checkbox"/>	5.16E-03	1.03E-06	<input type="checkbox"/>
Lead	7439-92-1	1.21E-08	2.31E-05	1.16E-05	<input type="checkbox"/>	8.10E-03	5.40E-05	<input type="checkbox"/>

M72A3 66-mm HEAT Rocket

Modeled Distance (meters) 100

DODIC: H568

Substance*	CAS#	CONC	Cehronic	Cchr/HBSL	Cchr/HBSL>I?	Cacute	Cact/ATV	Cact/ATV>I?
m/p-Xylene	108-38-3 106-4	7.79E-11	1.48E-07	2.03E-10	<input type="checkbox"/>	5.20E-05	8.66E-11	<input type="checkbox"/>
Magnesium	7439-95-4	1.34E-08	2.54E-05		<input type="checkbox"/>	8.91E-03	2.97E-07	<input type="checkbox"/>
Manganese	7439-96-5	4.92E-10	9.37E-07	1.83E-05	<input type="checkbox"/>	3.28E-04	1.09E-07	<input type="checkbox"/>
Methane	74-82-8	6.73E-09	1.28E-05		<input type="checkbox"/>	4.48E-03	4.48E-10	<input type="checkbox"/>
Methylene Chloride	75-09-2	8.37E-10	6.83E-07	1.80E-07	<input type="checkbox"/>	1.40E-04	2.00E-10	<input type="checkbox"/>
Naphthalene	91-20-3	1.48E-11	2.81E-08	8.97E-09	<input type="checkbox"/>	9.84E-06	1.31E-10	<input type="checkbox"/>
Nitric Acid	7697-37-2	8.17E-09	1.55E-05		<input type="checkbox"/>	1.36E-03	1.05E-06	<input type="checkbox"/>
Nitroglycerine	55-63-0	1.63E-10	1.33E-07	2.97E-07	<input type="checkbox"/>	1.08E-04	1.08E-06	<input type="checkbox"/>
OCDD	3268-87-9	1.00E-15	1.90E-12		<input type="checkbox"/>	6.67E-10	4.44E-12	<input type="checkbox"/>
OCDF	39001-02-0	3.61E-17	6.86E-14		<input type="checkbox"/>	2.40E-11	8.01E-14	<input type="checkbox"/>
Oxides of Nitrogen (NOx)	10102-43-9	6.42E-07	1.22E-03	1.22E-05	<input type="checkbox"/>	4.28E-01	1.43E-05	<input type="checkbox"/>
o-Xylene	95-47-6	7.79E-11	1.48E-07	2.03E-10	<input type="checkbox"/>	5.20E-05	8.66E-11	<input type="checkbox"/>
Particulate Matter <10 micron	PM10	4.25E-06	8.08E-03	1.62E-04	<input type="checkbox"/>	7.08E-01		<input type="checkbox"/>
Particulate Matter <2.5 micron	PM2.5	3.81E-06	7.25E-03	4.84E-04	<input type="checkbox"/>	6.35E-01		<input type="checkbox"/>
Pentane	109-66-0	6.28E-13	1.20E-09		<input type="checkbox"/>	4.19E-07	2.79E-13	<input type="checkbox"/>
Phenanthrene	85-01-8	1.26E-12	2.39E-09		<input type="checkbox"/>	8.38E-07	4.19E-10	<input type="checkbox"/>
Propylene	115-07-1	3.73E-10	7.09E-07		<input type="checkbox"/>	6.21E-05		<input type="checkbox"/>
Pyrene	129-00-0	1.02E-12	1.93E-09	1.76E-11	<input type="checkbox"/>	6.77E-07	4.52E-11	<input type="checkbox"/>
Styrene	100-42-5	3.24E-11	6.17E-08	5.91E-11	<input type="checkbox"/>	5.41E-06	2.54E-11	<input type="checkbox"/>

M72A3 66-mm HEAT Rocket

Modeled Distance (meters) 100

DODIC: H568

Substance*	CAS#	CONC	Cchronic	Cchr/HBSL	Cchr/HBSL>I?	Cacute	Cact/ATV	Cact/ATV>I?
Sulfur Dioxide (SO2)	7446-09-5	9.95E-09	1.89E-05	2.37E-07	<input type="checkbox"/>	1.66E-03	2.10E-06	<input type="checkbox"/>
Sulfuric Acid	7664-93-9	4.30E-09	8.18E-06		<input type="checkbox"/>	7.16E-04	3.58E-07	<input type="checkbox"/>
Toluene	108-88-3	4.58E-11	8.71E-08	2.17E-10	<input type="checkbox"/>	7.63E-06	2.54E-11	<input type="checkbox"/>
Total Suspended Particulate	12789-66-1	1.82E-06	3.46E-03	6.92E-05	<input type="checkbox"/>	3.03E-01		<input type="checkbox"/>
Trichlorofluoromethane	75-69-4	1.79E-12	3.41E-09	4.68E-12	<input type="checkbox"/>	1.20E-06	4.78E-13	<input type="checkbox"/>
Zinc	7440-66-6	1.22E-08	2.31E-05	2.11E-08	<input type="checkbox"/>	8.10E-03	2.70E-07	<input type="checkbox"/>

* = Only substances detected in the Firing Point Emission Study are presented in this Appendix. In situations where the substance was detected using more than one sampling method, the higher concentration was used in the risk assessment to maintain a conservative approach.

DODIC = Department of Defense Identification Code

CAS# = Chemical Abstract Service Number

CONC = average modeled concentration for one cartridge (g/m³)

Cchronic = chronic time-averaged concentration (µg/m³)

HBSL = chronic health-based screening level (µg/m³)

Cacute = acute time-averaged concentration (µg/m³)

ATV = acute toxicity value (µg/m³)

Table D-2: Comparison of Modeled Air Concentrations with Health-Based Values: Total Petroleum Hydrocarbons

M72A3 66-mm HEAT Rocket		Modeled Distance (meters) 100				DODIC: H568
Substance*	CAS#	Cchronic Aliphatic: <=8	Cchronic Aliphatic: >8	Cchronic Aromatic: <=8	Cchronic Aromatic: >8	
1,2,4-Trimethylbenzene	95-63-6				2.66E-08	
Acenaphthene	83-32-9				1.88E-10	
Acenaphthylene	208-96-8				1.91E-09	
Benzene	71-43-2		8.36E-07			
Benzo(g,h,i)perylene	191-24-2				7.47E-10	
Chrysene	218-01-9				4.43E-10	
Ethylbenzene	100-41-4			3.75E-08		
Fluoranthene	206-44-0				1.60E-09	
Fluorene	86-73-7				8.95E-10	
Hexane	110-54-3	4.78E-06				
m/p-Xylene	108-38-3 1			1.48E-07		
Naphthalene	91-20-3				2.81E-08	
o-Xylene	95-47-6			1.48E-07		
Pentane	109-66-0	1.20E-09				
Phenanthrene	85-01-8				2.39E-09	
Propylene	115-07-1	7.09E-07				
Pyrene	129-00-0				1.93E-09	

M72A3 66-mm HEAT Rocket

Modeled Distance (meters) 100

DODIC: H568

Substance *	CAS#	Cchronic		Cchronic		Aromatic:>8
		Aliphatic:<=8	Aliphatic:>8	Aromatic:<=8	Aromatic:>8	
Styrene	100-42-5					6.17E-08
Toluene	108-88-3			8.71E-08		
Total (µg/m³)		5.49E-06		1.26E-06		1.27E-07
Derived Health-Based Screening Level (µg/m³)		1.92E+04	1.04E+03	4.17E+02		2.09E+02
Cchronic/HBSL		2.86E-10	No	3.02E-09		6.05E-10
Is this ratio > 1?		No	No	No		No

* = Only substances detected in the Firing Point Emission Study are presented in this Appendix. In situations where the substance was detected using more than one sampling method, the higher concentration was used in the risk assessment to maintain a conservative approach.
 DODIC = Department of Defence Identification Code
 CAS# = Chemical Abstract Service Number
 Cchronic = chronic time-averaged concentration (µg/m³)
 HBSL = chronic health-based screening level (µg/m³)

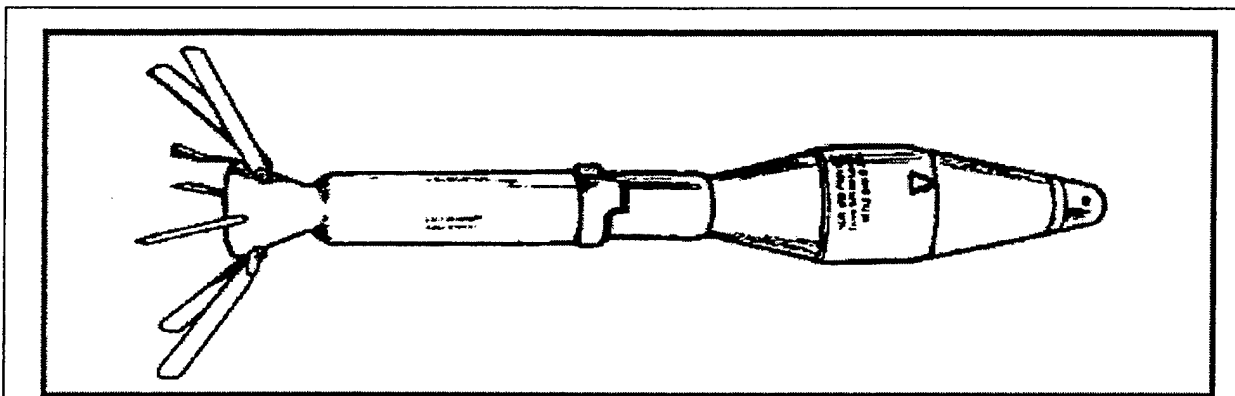
APPENDIX E

FACT SHEET SUBMITTED TO THE
U.S. ARMY ENVIRONMENTAL CENTER

U.S. Army Environmental Center Training Munitions Fact Sheet

M72A3 66-mm HEAT Rocket

Department of Defense Identification Code: H568



Breathing air emissions from firing of the M72A3 66-mm HEAT Rocket will not impact the health of residents who live near Army training facilities.

To be fully prepared to protect our country, U.S. soldiers must train with many different weapons and munitions, including the M72A3 66-mm High-Explosive Anti-Tank (HEAT) Rocket (M72A3). This training is important because it helps prepare our soldiers for a variety of combat situations. While the Army recognizes the value of such comprehensive training on our installations, we also work hard to ensure the safety and health of surrounding communities.

WILL BREATHING AIR EMISSIONS FROM FIRING THE M72A3 66-MM HEAT ROCKET AFFECT MY HEALTH?

To answer this question, the U.S. Army tested the air emissions that are released when the M72A3 is fired. The information gathered during these tests was then analyzed to determine if there would be a potential for health effects from inhalation to residents who live near training areas. Study results, generated using conservative methods, showed that offsite residents breathing air as close as 100 meters (328 feet or about the length of a football field) from the firing location are safe from these emissions. At most locations, training areas are at least 1,000 meters (over half a mile) away from populated areas and the distance to firing locations may be even farther.

HOW WAS THE STUDY CONDUCTED?

To gather data for this study, the M72A3 was fired in a test chamber. The air in the chamber was then tested to identify the types and amounts of substances released. About 200 different substances were looked for during this part of the study.

This information was then used in an U.S. Environmental Protection Agency (EPA) approved air model (a computer program that allows estimation of air concentrations) to determine the amount of each substance to which someone living near a training site might be exposed. Downwind concentrations were estimated based on a typical use scenario for the M72A3 during training exercises. Since this study did not look at any one specific training area, the assumptions used in the model would, in most cases, predict higher downwind air concentrations than those expected at an actual training site.

These estimated air concentrations were then compared to screening levels established by the EPA and other federal agencies. If the air concentrations are less than these screening levels, they are considered safe for the general population, including sensitive people such as the sick, elderly, and children.

WHAT ARE THE STUDY LIMITATIONS?

Many steps were taken to ensure that the results of this study are protective of residents who live near training facilities. However, as with any study, this study has limitations. For example, the study does not consider exposure to other types of munitions that could also be used during the same training event or exposure to emissions resulting from the down range functioning of the item. Due to these limitations, conservative model conditions were used to ensure the protection of public health from breathing M72A3 air emissions.

WHAT EXACTLY IS THE M720 66-MM HEAT ROCKET?

The M72A3 is a high-explosive anti-tank rocket primarily used for penetrating armored targets. It is part of the M72 Light Anti-tank Weapon (LAW) system consisting of the rocket, launcher and sling assembly. The LAW system was designed to be lightweight, self-contained, portable anti-armor weapon carried over the shoulder. The M72A3 is capable of penetrating a foot of armor with an effective range of 170 to 220 meters but may also be used against secondary targets such as buildings and light vehicles. The complete M72A3 rocket consists of a 66-mm HEAT warhead, a point-initiating base-detonating fuze, and a fin-stabilized rocket motor.

WHERE CAN I GET MORE INFORMATION?

For more information on the M72A3 or other military munitions, please call the Army Environmental Hotline at 1-800-USA-3845, visit our Web site at www.aec.army.mil, or e-mail t2hotline@aec.apgea.army.mil.