

REPORT DOCUMENTATION PAGE

AFRL-SR-AR-TR-02-

0193

Public reporting burden for this collection of information is estimated to average 1 hour per response, including the time for reviewing the data needed, and completing and reviewing this collection of information. Send comments regarding this burden estimate or any other aspect of this collection of information, including suggestions for reducing this burden to Washington Headquarters Services, Directorate for Information Operations and Reports, 1215 Jefferson Davis Highway, Management and Budget, Paperwork Reduction Project (0704-0188), Washington, DC 20503

1. AGENCY USE ONLY (Leave blank)	2. REPORT DATE June 1, 2002	3. REPORT TYPE AND DATES COVERED Final Report 12/1/98-11/30/01
-------------------------------------	--------------------------------	---

4. TITLE AND SUBTITLE Approaches to Advanced Materials for Photorefractive Applications and Radiation Hardening	5. FUNDING NUMBERS F49620-99-1-0019 2303/CV 61102F
--	---

6. AUTHOR(S) Seth R. Marder	
--------------------------------	--

7. PERFORMING ORGANIZATION NAME(S) AND ADDRESS(ES) University of Arizona Department of Chemistry P. O. Box 210041 Tucson, AZ 85721	8. PERFORMING ORGANIZATION REPORT NUMBER
--	--

9. SPONSORING / MONITORING AGENCY NAME(S) AND ADDRESS(ES) USAF, AFRL AF Office of Scientific Research 801 No. Randolph St., Room 732 Arlington, VA 22203-1977 Vanessa D. Taylor/Charles Lee	10. SPONSORING / MONITORING AGENCY REPORT NUMBER
--	--

11. SUPPLEMENTARY NOTES

12a. DISTRIBUTION / AVAILABILITY STATEMENT Approved for public release; distribution unlimited.	20020617 045
--	--------------

13. ABSTRACT (Maximum 200 Words) We have made considerable advances in the development of optical-limiting systems based upon two-photon absorption processes. To accomplish this, it has been essential to develop an understanding of basic structure-property relationships for conjugated organic materials. To this end, we have investigated a range of phenylene-vinylene-based materials substituted with various combinations of donor and acceptor moieties. We now have a more thorough understanding of how to design materials with very high two-photon cross-sections in any part of the visible spectrum, opening the possibility for broad-band optical limiting based on a combination of these materials. We have used the dioxaborine moiety as an acceptor in a variety of conjugated systems and have found that in certain molecular architectures, this can lead to very high two-photon cross-sections. Some of the dioxaborine moieties also show very high electron mobilities, suggesting applications as charge carriers in photorefractive polymer composites. New carbazole-based materials have been designed and synthesized and are anticipated to be more photostable than related bis(diarylamino)biphenyls, whilst retaining the charge carrying and optical-limiting properties of the latter class of materials. Finally, the charge-transporting and optical-limiting bis(diarylamino)biphenyl group has been incorporated into new polymers, that can readily be cast into thermally stable films.
--

14. SUBJECT TERMS	15. NUMBER OF PAGES 37
	16. PRICE CODE

17. SECURITY CLASSIFICATION OF REPORT	18. SECURITY CLASSIFICATION OF THIS PAGE	19. SECURITY CLASSIFICATION OF ABSTRACT	20. LIMITATION OF ABSTRACT
---------------------------------------	--	---	----------------------------

2. *Objectives*

The objectives of this work are to develop materials for: 1) protection of eyes and sensors from intense laser pulses and 2) for efficient photorefractive polymers.

3. *Status of effort*

We have made considerable advances in the development of optical-limiting systems based upon two-photon absorption processes. To accomplish this, it has been essential to develop an understanding of basic structure-property relationships for conjugated organic materials. To this end, we have investigated a range of phenylene-vinylene-based materials substituted with various combinations of donor and acceptor moieties. We now have a more thorough understanding of how to design materials with very high two-photon cross-sections in any part of the visible spectrum, opening the possibility for broad-band optical limiting based on a combination of these materials. We have used the dioxaborine moiety as an acceptor in a variety of conjugated systems and have found that in certain molecular architectures, this can lead to very high two-photon cross-sections. Some of the dioxaborine moieties also show very high electron mobilities, suggesting applications as charge carriers in photorefractive polymer composites. New carbazole-based materials have been designed and synthesized and are anticipated to be more photostable than related bis(diarylamino)biphenyls, whilst retaining the charge carrying and optical-limiting properties of the latter class of materials. Finally, the charge-transporting and optical-limiting bis(diarylamino)biphenyl group has been incorporated into new polymers, that can readily be cast into thermally stable films.

4. *Accomplishments and new findings*

This section is divided into the following sections:

4A. Development of structure-property relationships for two-photon absorbing molecules based upon phenylene-vinylene motifs

4B. Development of structure-property relationships for two-photon absorbing molecules based upon the dioxaborine heterocycle motif

4C. Carbazole dimers for optical-limiting and photorefractive applications

4D. TPD polymers for optical-limiting and photorefractive applications

4A. Development of structure-property relationships for two-photon absorbing molecules based upon phenylene-vinylene motifs (work done in collaboration with J. Perry and J.L. Brédas)

Two-photon absorption provides a useful mechanism for optical limiting, especially when coupled with excited-state absorption subsequent to the two-photon process [Perry, J. W.; Barlow, S.; Ehrlich, J. E.; Heikal, A. A.; Hu, Z. Y.; Lee, I.-Y. S.; Mansour, K.; Marder, S. R.; Röckel, H.; Rumi, M.; Thayumanavan, S.; Wu, X. L. *Nonlinear Optics* **1999**, *21*, 225-243; Ehrlich, J. E.; Ananthavel, S. P.; Barlow, S.; Mansour, K.; Mohanalingam, K.; Marder, S. R.; Perry, J. W.; Rumi, M.; Thayumanavan, S. *Nonlinear Optics* **2001**, *27*, 121-131]. We have been developing a strategy for the design of centrosymmetric molecules with large two-photon absorption cross-sections, δ . This strategy is based on the concept that symmetric charge transfer upon excitation, from the ends of a conjugated system to the middle, or *vice versa*, is correlated to enhanced values of δ . Newly synthesized conjugated molecules with donor- π -donor (D- π -D), donor-acceptor-donor (D-A-D), acceptor- π -acceptor (A- π -A), and acceptor-donor-acceptor (A-D-A) structural motifs exhibit exceptionally large values of δ , up to ~400 times that of *trans*-stilbene. Figure A1 shows the structures of some of the D- π -D compounds we have synthesized and for which two-photon spectra have been recorded in

collaboration with Professor Joseph Perry's group at the University of Arizona, together with the structures of two reference compounds without donor substituents (**A13** and **A14**).

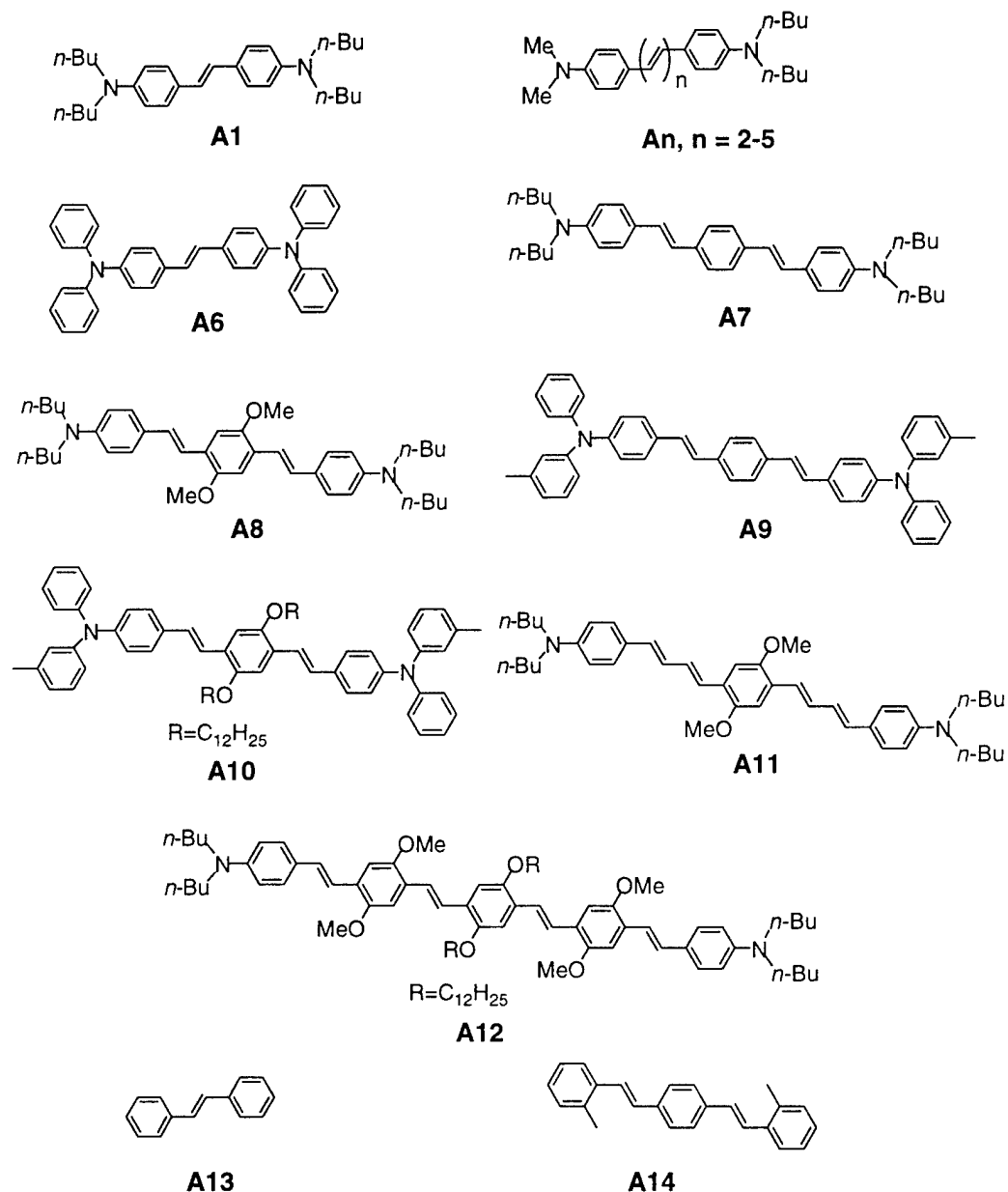


Figure A1. Some molecules studied for two-photon absorption.

The origin of the large two-photon absorptivities in these molecules can be understood by considering the sum-over-states (SOS) expression for δ derived from

perturbation theory. A simplified form of the SOS expression for the peak two-photon resonance value of $\delta(\omega)$ for the $S_0 \rightarrow S_2$ transition, $\delta_{S_0 \rightarrow S_2}$, is:

$$\delta_{S_0 \rightarrow S_2} \propto \frac{M_{01}^2 M_{12}^2}{(E_1 - E_0 - \hbar\omega)^2 \Gamma} \quad (1)$$

where the subscripts 0, 1, and 2 refer to S_0 , S_1 , and S_2 states, $\omega = (E_2 - E_0) / 2$, and Γ is the damping factor for the $S_0 \rightarrow S_2$ transition. This expression results from taking S_1 as the dominant intermediate state and is valid when $(E_1 - E_0 - \omega)$ is large compared to the damping factor for the $S_0 \rightarrow S_1$ transition. We conjectured that the large δ observed in our chromophores were associated in large part with an enhancement of the transition moment M_{12} (also referred to as M_{ee}). To test this hypothesis we calculated M_{ee} , using the simplified SOS expression and independent measurements of δ (from the two-photon absorption spectra), M_{01} (also referred to as M_{ge}) and $(E_1 - E_0 - \omega)$ from the one-photon absorption spectra. The results shown in Table A2 indicate that, upon increasing the length of the molecules by inserting double bonds, the main increase in δ derives from an increase in M_{ee} ; however, upon going from a stilbene to a bis(styryl)benzene, in accord with our expectation, there is also a significant increase in M_{ee} . In fact, although not shown in Table A1, substitution of the central benzene ring of **A7** or **A9** with acceptors (in particular cyano groups) leads to a roughly 50% increase in M_{ee} . These results substantiate our hypotheses outlined above.

Table A1. Position ($\lambda_{max}^{(2)}$, in nm) and magnitude (δ_{max} , in 10^{-50} cm⁴ s/photon-molecule) of the peak two-photon absorption of bis(aminophenyl)polyenes from two-photon-induced fluorescence measurements using nanosecond and picosecond laser pulses, and from quantum-mechanical calculations (for simplified molecules with ⁿBu groups replaced with Me). The experimental uncertainty on δ_{max} is of the order of 10-15% (25% for compound **A5**, due in part to the low fluorescence quantum yield).

Compound	ns measurements		ps measurements		Compound	calculations	
	$\lambda_{max}^{(2)}$	δ_{max}	$\lambda_{max}^{(2)}$	δ_{max}		$\lambda_{max}^{(2)}$	δ_{max}
A1	600	200	605	240	A1'	484	147
A2	640	260	640	230	A2'	519	195
A3	710	320	695	340	A3'	544	219
A4	730	425	695	410	A4'	564	227
A5	730	1300					
A6			690	190			

Table A2. Linear absorption maximum ($\lambda_{max}^{(1)}$), extinction coefficient ϵ_{ge} at $\lambda_{max}^{(1)}$ (ϵ_{max}), transition dipole moment M_{ge} , detuning energy $\Delta E = E_{ge} - 1/2E_{ge'}$ (E_{ge} and $E_{ge'}$ are the energies of the transitions $g \rightarrow e$, and $g \rightarrow e'$, respectively, derived from $\lambda_{max}^{(1)}$ and $\lambda_{max}^{(2)}$) and transition dipole moment $M_{ee'}$, for compounds **A1-A12** (Figure A1), **A13** (stilbene) and **A14** (1,4-bis(2-methylstyryl)benzene). The transition moments are expressed in Debye (D).

Compound	$\lambda_{max}^{(1)}$ (nm)	ϵ_{max} (M ⁻¹ cm ⁻¹)	M_{ge} (D)	Detuning energy (eV)	$M_{ee'}$ (D)
A1	374	46000	7.67	1.25	5.80
A2	390	65000	9.38	1.24	5.73
A3	412	81000	10.9	1.26	6.17
A4	430	96000	12.4	1.18	6.03
A5	449	103000	12.8	1.06	9.18
A6	387	47000	8.06	1.41	6.78
A7	409	74000	10.7	1.33	12.1
A8	429	67000	10.5	1.19	10.5
A9	411	63000	10.0	1.35	12.0
A10	426	65000	10.8	1.25	10.6
A11	454	93000	12.8	1.13	10.2
A12	468	110000	14.2	1.17	11.0
A13	297	31000	6.82	1.76	1.93
A14	350	50500	9.01	1.36	2.81

In an effort to further define the structure-property relationships for two-photon absorption, in order to learn how to develop new and improved materials for optical limiting applications, we have synthesized extended conjugated molecules (Figure A2) containing various permutations of donors (D), acceptors (A) and unsubstituted π -conjugated bridges

(π). We were interested in exploring whether increased length and different substitution patterns of donors and acceptors could be used effectively to control the magnitude and position of the peak of the two-photon absorption spectrum. Accordingly, the molecules in Figure A2 were synthesized through a series of multistep reaction sequences, making considerable use of the Wittig and Horner-Emmons reactions, in which aldehydes are reacted with deprotonated phosphonium salts and phosphonates respectively, to form the CH=CH linkages. For **A19** the phenylene vinylene linkages were made using the palladium-catalyzed Heck coupling of an aryl iodide and a vinyl group. Several related polymers have also been made using Heck chemistry. All compounds were characterized by NMR, UV-visible spectroscopy, electrochemistry, mass spectroscopy and elemental analysis. Table A3 summarizes some of the one-photon optical properties and the electrochemistry (from which the HOMO and LUMO energies can be estimated) for these species. Professor Joseph Perry's group is currently studying the two-photon fluorescence spectroscopy of these molecules, together with their use as optical limiting materials. For example, **A19** has been found to have good transparency in the range 600–900 nm, but with a very large two-photon cross-section in this region.

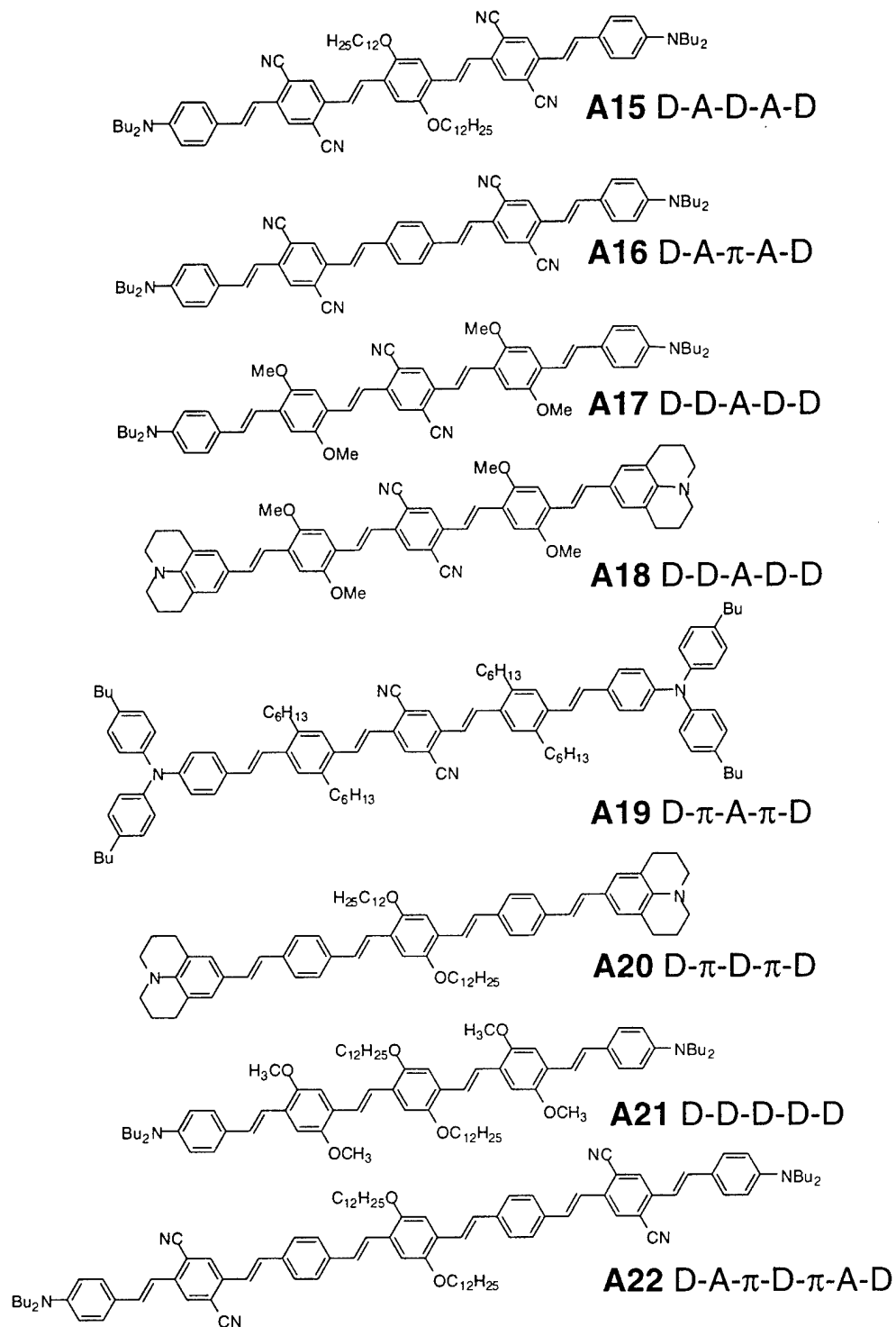


Figure A2. Extended phenylene-vinylene two-photon absorbing dyes.

Table A3. Spectroscopic and electrochemical measurements for the extended two-photon dyes as shown in Figure A2.

compound	λ_{\max} (absorption) / nm	λ_{\max} (emission) / nm	$E_{1/2}$ (oxidation) / mV	$E_{1/2}$ (reduction) / mV
A15	493	633	+322 (irrev.)	-1874
A16	489	636	-	-1822 (irrev.)
A17			+64	
A19			+309	-1854
A20	454	591	-67, +378	
A21	468	558	+67, +323	-
A22	463	608	+282	

4B. Development of structure-property relationships for two-photon absorbing molecules based upon a doxaborine heterocycle motif (work done in collaboration with J. Perry and J.L. Brédas)

We have been exploring a new class of material called dioxaborines (DOBs); the general structure of the DOB moiety is shown in Figure B1. As indicated by the resonance structures in Figure B1, the boron atom fixes a negative charge so the π -system of the dicarbonyl ligands is positive charged. The DOBs have some remarkable properties: they are strong π -electron acceptors, are strongly absorbing, have high thermal stability and, in contrast to diketone complexes with heavy metal ions, have strong fluorescence both in solution and in the solid state. We have exploited the acceptor properties of dioxaborine heterocycles to create new two-photon absorbing materials which may be useful for optical limiting, as charge-transfer systems for optical limiting (in combination with donor substituted systems), as two-photon absorbing sensitizers for photorefractive polymers, and as initiators for microfabrication applications. In addition, we have found that some DOB derivatives exhibit high electron mobilities, which points to potential application in photorefractive polymer composites.

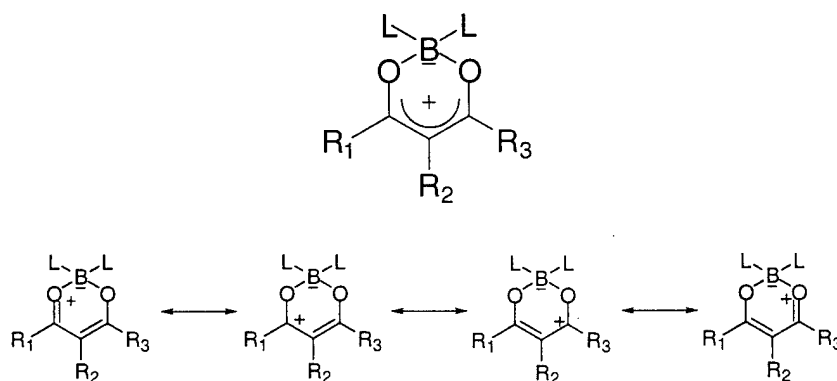


Figure B1. General chemical structure and resonance forms for a dioxaborine.

As discussed in section 4A, conjugated molecules have been found to exhibit high two-photon cross-sections when acceptors (A), donors (D) and π -bridges (π) are connected in certain sequences. We have therefore designed and synthesized a range of DOB derivative in

which the basic DOB building block acts as the acceptor (A) in the following molecular architectures: A- π -A, A-D-A, and D-A-D. A few other species, not readily classified in this way, were also synthesized as model reference compounds.

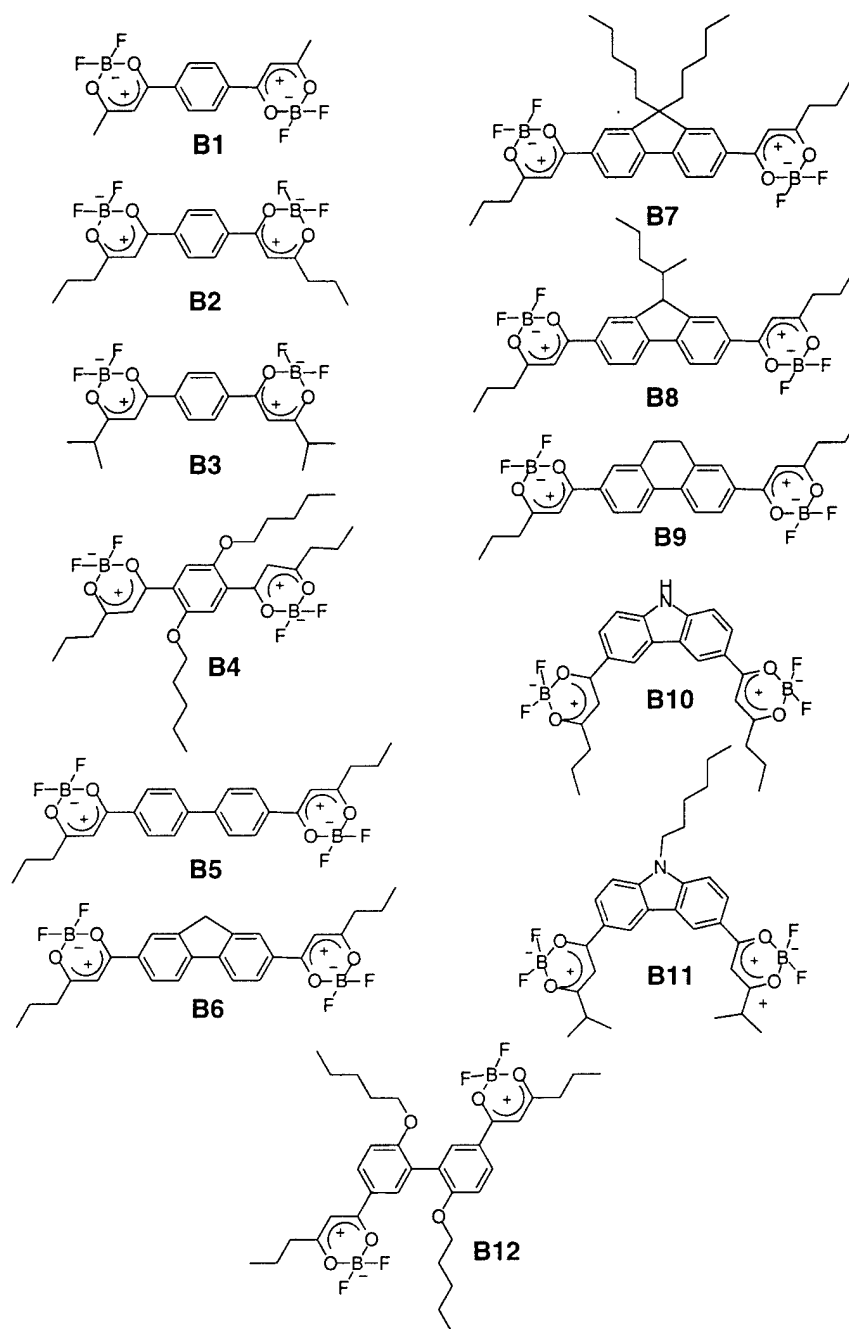


Figure B2. Structures of some bis(DOB)s with A- π -A and A-D-A structural motifs.

Figure B2 shows the structures of a range of bis(DOB) derivatives. Compounds **B1-B4** are based upon the *p*-phenylene core; **B1-B3** are A- π -A compounds, **B2** and **B3** being more soluble variants of **B1**, whilst **B4** has the A-D-A structural motif. **B5-B9** are A- π -A with variants on the longer 4,4'-biphenylene bridge. **B10** and **B11** both have the nitrogen donor of the carbazole in conjugation with the DOB units and, so, are a type of A-D-A structure. The remaining structure, **B12**, based upon the 3,3'-biphenylene bridge, does not have direct conjugation between the two acceptor moieties and can be regarded as pairs of back-to-back D-A units.

Figure B3 shows some additional dioxaborines in which the DOB is the acceptor in a D-A-D system. In addition, the " π -A- π ", **B13**, the model non-conjugated DOB **B21**, and the D-A molecule **B22**, are shown.

The absorption spectra of the new DOBs were obtained; for some examples fluorescence quantum yields were also obtained (Table B1). The simple DOB **B21** – which has only two methyl groups on the dioxaborine ring – has the highest energy absorption (288 nm). The other data show the expected effects of conjugation. The fluorescence data are in agreement with the general tendency of DOBs to be highly fluorescent.

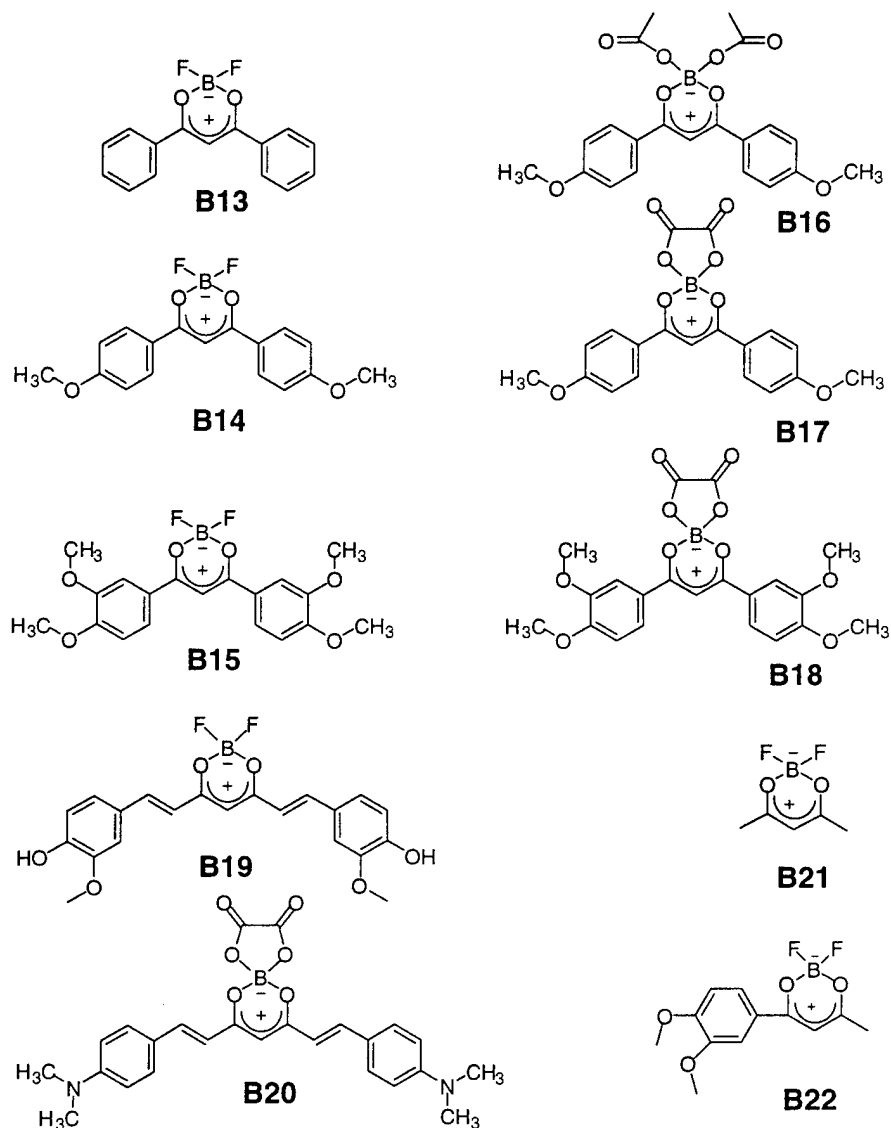


Figure B3. Some D-A-D dioxaborines and related model compounds.

Two-photon spectra of some of the DOBs have been measured using two-photon induced fluorescence for a range of DOB derivatives. The spectra are summarized in Table B2; the maxima in the two-photon spectra are followed by the strengths of these peaks, measured as the product of the two-photon cross-section, δ , and the fluorescence quantum yield, η .

Table B1. Absorption maxima (λ_{max}) and fluorescence quantum yields (η) for some DOBs in dichloromethane.

Compound	λ_{max} / nm	η
B3	367	
B4	354	0.55
B11	422	
B12	369	0.47
B20	499	
B21	288	
B22	375	0.70

In many of these spectra, there are two principal peaks. A weak low energy band is seen at approximately twice the wavelength of the one-photon maximum (for example, **B11** shows a one-photon maximum at 422 nm, whilst the lower energy two-photon peak is at 840 nm), and a higher energy stronger peak. This is a slightly more complex situation than that found for the compounds in section 4A. Although the low energy maximum roughly corresponds with that expected for two-photon excitation into the weakly allowed lowest energy one-photon excited state, calculations carried out in Jean-Luc Brédas' group suggests this is not the case. Further computational work is in progress to gain a fuller understanding of the complex two-photon spectroscopy of these species. Regardless of these complications, a general observation, important for optical limiting, is that the main two-photon peak of these compounds is always found in the region of the spectrum where one-photon absorption is negligible.

The $\eta\delta$ values for simple DOBs, such as the " π -A- π " species **B13**, are unremarkable, indicating that the DOB moiety itself is not an inherently strong two-photon chromophore. However, when DOB acts as an acceptor in molecules with A- π -A, A-D-A or D-A-D structural motifs, $\eta\delta$ values can be very large indeed, consistent with the structure-property relationships described in section 4A, and with the DOB moiety acting as a strong acceptor in conjugated systems. In a short A- π -A system such as **B1**, this enhancement is slight, but in the longer biphenyl- fluorene- and dihydrophenanthrene-bridged species (**B4-B7**, **B9**), the cross-sections are approximately an order of magnitude greater. Similarly, the $\eta\delta$ values increase considerably when the basic structure of **B13** is decorated with alkoxy donors (**B14-B18**). Lengthening of the π -systems of these D-A-D molecules (**B19**) leads to even larger $\eta\delta$. Replacement of alkoxy groups with even stronger amine donors leads to a value for **B20** the order of 10^{-47} cm⁴photon⁻¹; one of the largest values reported in this energy range.

The large two-photon cross sections observed for some of these materials clearly indicate the potential for DOBs to act as optical limiters, and as components of two-photon photorefractives. A provisional patent has been submitted on these materials. Some of the DOB materials have been sent to Eric Van Stryland (Univ. of Central Florida) for optical limiting measurements. In addition, we have measured mobilities for some of the highly electron-deficient glassy dioxaborine derivatives. Time-of-flight measurements on one of these compounds gives an electron mobility of between $10^{-3} - 10^{-2}$ cm²/V-sec, which is larger than any value reported in the literature for a glassy material by one to two orders of magnitude. However the behavior is highly dispersive and thus we still view this value with some significant degree of skepticism. Nonetheless, this result suggests that DOBs could potentially serve as charge-transport components of photorefractive polymer composites.

Table B2. Two-photon absorption maxima ($\lambda_{\max}^{2h\nu}$) and the product of the fluorescence quantum yield and two-photon cross-sections, $\eta\delta$, for some DOBs (all in toluene or dichloromethane).

compound	$\lambda_{\max}^{2h\nu} / \text{nm}$ ($\eta\delta / 10^{-50} \text{ cm}^4 \text{ s photon}^{-1}$)
B1	546 (24.5), 710 (0.087)
B5	588 (289), 700 (9.2)
B6	608 (315); shoulder at ~650 (160), 774 (12.1), shoulder at ~820 (7.5)
B7	612 (350), shoulder at ~660 (200)
B9	608 (257), shoulder at ~650 (126), 750 (14.6)
B11	585 (157), between 690-740 (>150), 840 (46)
B12	572 (87), >685 (>28)
B13	566 (19.4), ~690 (3.1)
B14	shoulder at 570 (47), 644 (279), 775 (13.9)
B15	614 (91), 708 (140), 834 (20)
B16	644 (236), 775 (13.7)
B17	575 (54), 676 (360), 823(30)
B18	642 (69), 750 (157), 892 (31),
B19	818 (525), 966 (154)
B20	980 (3800) [measurements may be complicated by photodecomposition]
B22	574 (43)

4C. Carbazole dimers for optical-limiting and photorefractive applications

We have previously shown that bis(diarylamino)biphenyl ("TPD") derivatives and other donor- π -donor systems may be used as effective optical limiters in the visible; the mechanism for the optical limiting being two-photon absorption, followed by excited state absorption [Perry, J. W.; Barlow, S.; Ehrlich, J. E.; Heikal, A. A.; Hu, Z. Y.; Lee, I.-Y. S.; Mansour, K.; Marder, S. R.; Röckel, H.; Rumi, M.; Thayumanavan, S.; Wu, X. L. *Nonlinear Optics* **1999**, *21*, 225-243; Ehrlich, J. E.; Ananthavel, S. P.; Barlow, S.; Mansour, K.; Mohanalingam, K.; Marder, S. R.; Perry, J. W.; Rumi, M.; Thayumanavan, S. *Nonlinear Optics* **2001**, *27*, 121-131]. In addition to potential application as multi-photon optical limiting materials, these compounds also have potential as hole-transport materials for photorefractive and other devices (TPD-type molecules are commonly used in organic light-emitting diodes and TPD polymers can be used in photorefractives [see section D]). One mode of decomposition that has been observed for TPD derivatives is photo-oxidation; this process can cause two of the aryl groups to link, with the loss of two hydrogen atoms (as protons), leading to formation of carbazole units within the molecule (shown for a simple triarylamine in Figure C1). Since, in general, a triarylamine and arylcarbazole will have different redox potentials and optical properties this decomposition can lead to unfavorable impacts upon device behavior (e.g. decreases in hole mobility). One possible way to circumvent this problem is to begin with carbazole-based molecules in which this mode of decomposition is no longer possible. Hence, here we describe the synthesis of compounds in which aryl groups in TPD-derivatives are linked, i.e. those incorporating the carbazole moiety.

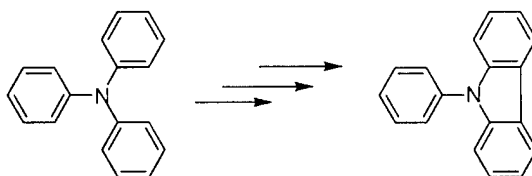


Figure C1. Photo-oxidation of triarylamines can lead to aryl carbazoles.

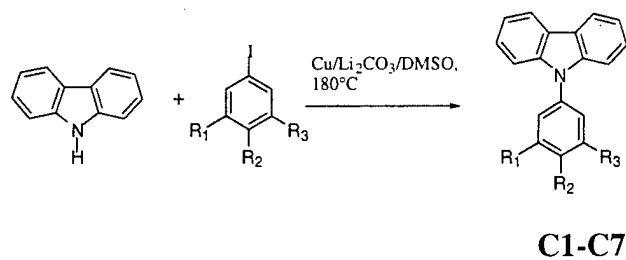
Schemes C1-C2 show the various steps of the synthesis of TPD-like carbazole dimers **C8-C14**. 9-Arylcarbazoles **C1-C7** were prepared in high yields from the Ullman coupling of carbazole and the corresponding iodo-aryl compounds (Scheme C1). These arylcarbazoles **C1-C7** were then dimerized using an oxidative coupling reaction, with FeCl_3 in chloroform at room temperature as oxidant (Scheme C2). The resulting stable, deep-green-colored bicarbazolylium radical-cations were reduced to the neutral dimers **C8-C14** by methanol. For all reactions, the coupling always took place on the 3 position of carbazole ring. Although, in principle, coupling through the substituted phenyl ring is possible in the cases where $\text{R}_2 = \text{H}$, no such products were observed. The high selectivity of these coupling reactions is due to the role of the planarity of the carbazole moiety in stabilizing, through delocalization, the intermediate carbazole radical-cation.

Glass-transition (T_g) and melting temperatures (T_m) of the carbazole dimers **C8-C14** were determined by differential scanning calorimetry (DSC) at a heating rate of $10\text{ }^\circ\text{C min}^{-1}$. Table C1 summarizes the thermal properties of these species. On the first heating cycle all the compounds showed a melting endotherm. On cooling, stable glasses were formed, and on reheating the glass transitions were observed. Two of the compounds, **C9** and **C14**, were found to recrystallize exothermically subsequent to undergoing the glass transition, and then to melt at essentially the same temperature as observed on the first heating. Compared to the corresponding "TPD" compounds [Thayumanavan, S.; Barlow, S.; Marder, S. R. *Chem. Mater.* **1997**, *9*, 3231-3236, T_g 's in range $47\text{--}58\text{ }^\circ\text{C}$], the carbazole dimers exhibit considerably higher T_g 's, suggesting that glasses based on these materials are likely to be more stable with respect to recrystallization and phase segregation.

The substituents shown in the schemes were chosen to give a range of redox potentials for the carbazole dimers. The redox potentials were measured using cyclic voltammetry (CV) vs AgCl/Ag with a scan rate of 50 mV/s . All carbazole dimers exhibited two one-electron reversible redox processes corresponding to successive reversible oxidations to mono- and

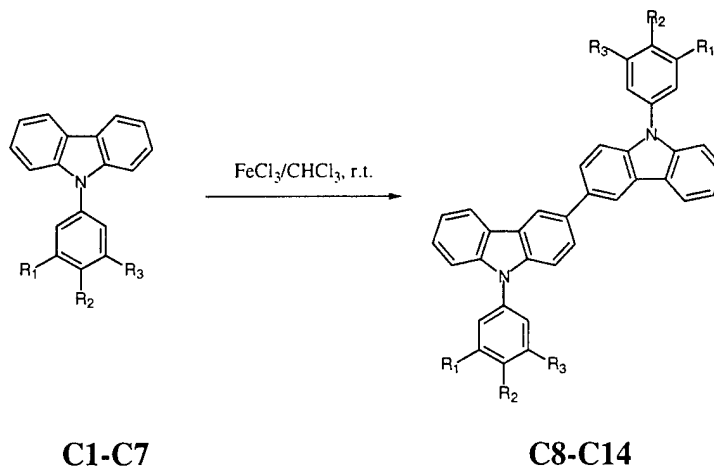
dications. The potentials for these two oxidation processes are listed in Table C2. The data clearly indicate that the HOMO energies of these materials can readily be tuned using substituent effects in a similar way to those of the analogous "TPD"s.

Scheme C1



C1-C7	R ₁	R ₂	R ₃
C1	H	H	H
C2	H	Me	H
C3	H	OMe	H
C4	Me	H	H
C5	OMe	H	H
C6	F	H	H
C7	CF ₃	H	H

Scheme C2



C8-C14	R ₁	R ₂	R ₃
C8	H	H	H
C9	H	Me	H
C10	H	OMe	H
C11	Me	H	H
C12	OMe	H	H
C13	F	H	H
C14	CF ₃	H	H

Table C1. Melting (T_m ; from first heating), glass-transition (T_g ; from second heating), and crystallization (T_c ; second heating) temperatures for TPD-like carbazole dimers.

Compound	$T_m / ^\circ\text{C}$	$T_g / ^\circ\text{C}$	$T_c / ^\circ\text{C}$
C8	205.2	94.7	
C9	212.6	94.1	171.6
C10	198.9	98.3	
C11	190.8	88.5	
C12	140.4	80.3	
C13	185.1	74.0	
C14	252.0	79.6	154.9

Table C2. Oxidation potentials of the carbazole species vs. AgCl / Ag.

compound	$\lambda_{\text{max}} / \text{nm}$	$^1\text{E}_{1/2}$	$^2\text{E}_{1/2}$
C9	323	+532	+807
C10	323	+515	+777
C11	323	+546	+825
C12	323	+567	+844
C13	323	+622	+896
C14	324	+656	+930

These new carbazole-based TPD-analogues are anticipated to have similar optical-limiting properties in the visible to the parent TPDs and to act as charge-transport agents for devices, such as in photorefractive polymer composites. As with the TPDs, it has been

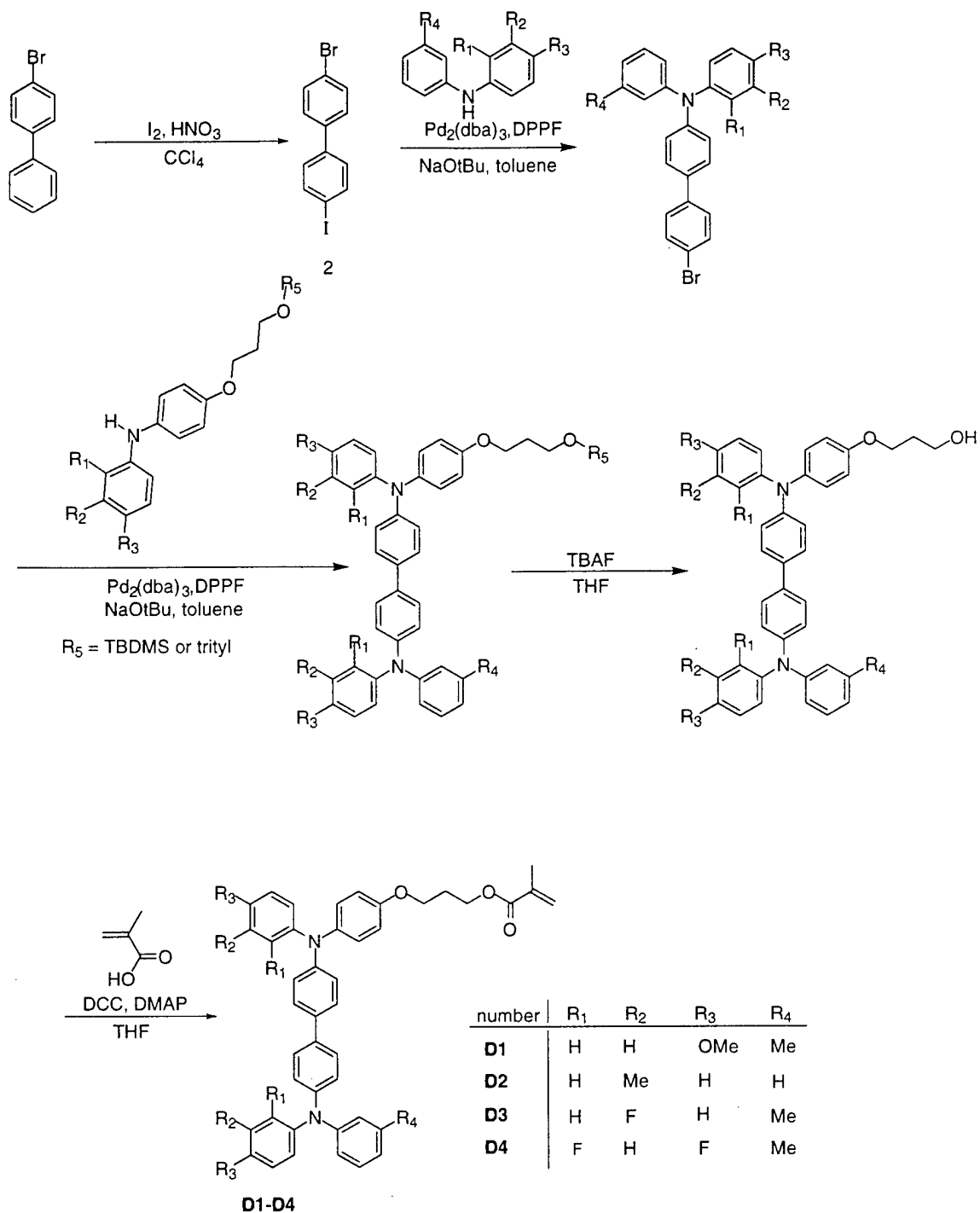
possible that frontier energy levels of the molecules can readily be tuned for specific applications by variation of the substituents. However, the new compounds have higher glass-transition temperatures than their TPD equivalents, which will open up possibilities for more thermally stable devices, and are anticipated to show considerably enhanced photo-oxidative stability.

4D. TPD polymers for optical-limiting and photorefractive applications

We have previously shown that bis(diaryl-amino)biphenyls, so-called "TPD"s, are useful optical limiters in the visible [Perry, J. W.; Barlow, S.; Ehrlich, J. E.; Heikal, A. A.; Hu, Z. Y.; Lee, I.-Y. S.; Mansour, K.; Marder, S. R.; Röckel, H.; Rumi, M.; Thayumanavan, S.; Wu, X. L. *Nonlinear Optics* **1999**, *21*, 225-243; Ehrlich, J. E.; Ananthavel, S. P.; Barlow, S.; Mansour, K.; Mohanalingam, K.; Marder, S. R.; Perry, J. W.; Rumi, M.; Thayumanavan, S. *Nonlinear Optics* **2001**, *27*, 121-131]. In addition, the charge-transport ability of molecular TPDs is well known and they are frequently used as hole-transport agents in devices such as organic light-emitting diodes. TPD-based polymers are anticipated to have the optical and charge-transport properties of the molecular compounds, whilst being castable into thermally stable films. We have, therefore, synthesized some new polymers in which TPD moieties are functionalized with polymerizable acrylate groups. The substituents on the terminal aryl groups allow the redox potential of the polymers to be tuned.

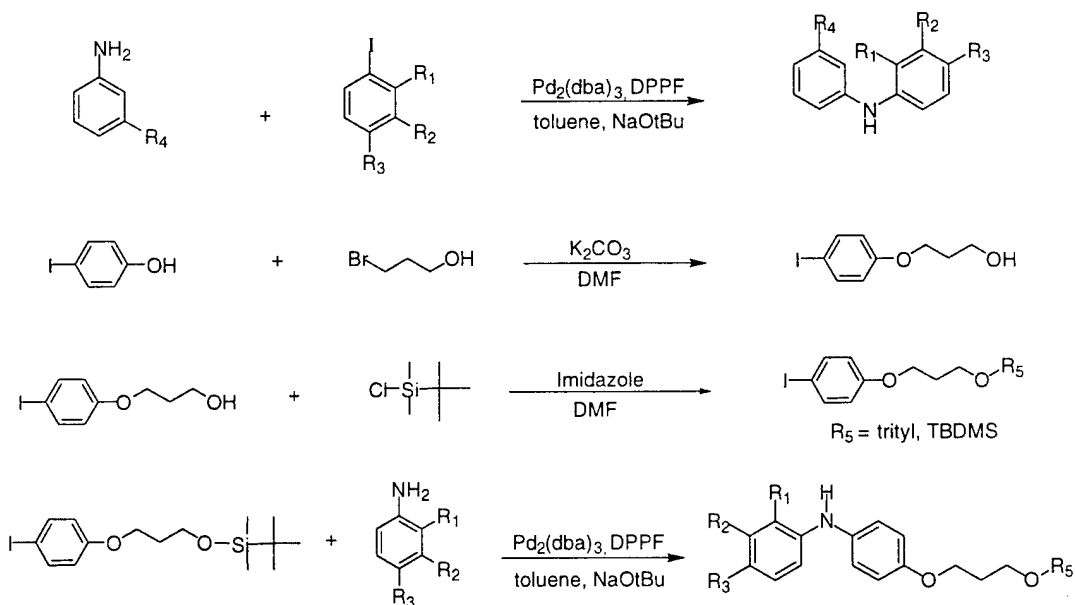
The synthesis and molecular structures of the TPD methacrylate monomers is shown in Scheme D1. The strategy is based on the palladium-catalyzed C—N bond formation reaction developed by Buchwald and Hartwig, using the tris(dibenzylideneacetone)-dipalladium ($\text{Pd}_2(\text{dba})_3$)/1,1'-bis-(diphenylphosino)ferrocene (DPPF) catalyst system in the presence of sodium *tert*-butoxide. An important feature is the selectivity shown for coupling an amine to the aryl iodide functionality, rather than the aryl bromide, of 4-bromo-4'-iodobiphenyl in the second reaction in the scheme.

Scheme D1. Synthesis of monomers D1-D4.



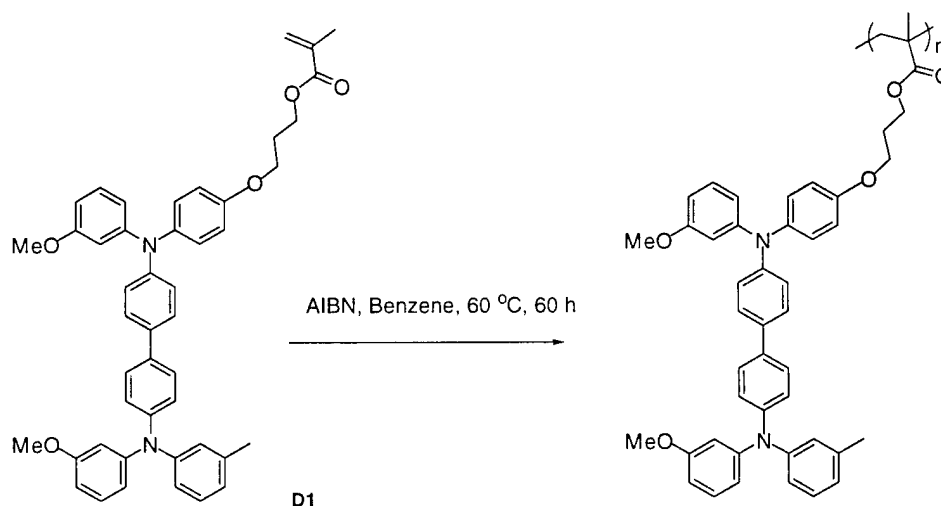
The monomers **D1** and **D2** were obtained in pure form after column chromatography on silica gel, eluting with a 7:3 mixture of dichloromethane:hexanes; monomer **D1** was purified by column chromatography on silica gel, eluting with dichloromethane. Pure monomer **D3** was obtained by re-precipitation of the crude product from tetrahydrofuran (THF) in methanol (purification on silica gel was initially avoided as similar compounds reportedly decompose on silica gel; however, this was not observed with compounds **D1**, **D2**, and **D4**). The secondary amines used in the second and third steps of Scheme D1 were also synthesized using palladium-catalyzed coupling reactions, as shown in Scheme D2. The hydroxy groups can be protected using either or *tert*-butyldimethylsilyl (TBDMS) protecting groups; the latter was found to be preferable due to the ease which it can be installed and removed.

Scheme D2. Synthesis of secondary amines used in the synthesis of TPD monomers shown in Scheme D1.



Monomer **D1** has been polymerized using 2,2'-azobis(isobutyronitrile) (AIBN) as an initiator under argon at 60 °C for 60 h (as shown in Scheme D3). The polymer was obtained in pure form as a white powder after precipitation three times, once from benzene into methanol and twice from THF into methanol. The structure of the polymer was confirmed by NMR spectroscopy and elemental analysis. The polymer was readily soluble in common organic solvents including THF, chloroform, toluene, benzene and dichloromethane. **D1** and the other monomers have also been copolymerized with other acrylates.

Scheme D3. Polymerization of D1.



The redox potentials of the monomers **D1-D4** were determined by cyclic voltammetry in dichloromethane and are reported in Table D1. The cyclic voltammograms show two sequential reversible one-electron processes corresponding to the successive removal of two electrons from the bis(diarylamino)biphenyl unit. The potentials are similar to the redox potentials of the corresponding non-polymerizable molecular compounds and to other TPD polymers; however, they are somewhat easier to oxidize due to the electron-donating nature of the ether linkage to the polymerizable group. The compounds demonstrate the expected

trend of increasing redox potential as the electron-donating substituents on the bis(diarylamino)biphenyl moiety are replaced with electron-withdrawing substituents.

Table D1. Redox potentials of hole-transport monomers in CH_2Cl_2 (values are reported relative to the ferrocenium/ferrocene couple).

Monomer	$^1E_{1/2}(\text{mV})$	$^2E_{1/2}(\text{mV})$
D1	105	360
D2	190	470
D3	300	540
D4	320	595

These polymers are anticipated to show high hole mobilities, which are currently being measured in collaboration with the Optical Sciences Center at the University of Arizona. Materials with high charge carrier mobilities are used in a variety of technologies, such as OLEDs, OFETs, photovoltaics and photorefractive polymers. Moreover, we have recently studied the photogeneration efficiencies of TPD and its derivatives in doped polystyrene, sensitized with C_{60} . At 633 nm, photogeneration values of 100% are obtained at applied electric fields as low as $55 \text{ V}\mu\text{m}^{-1}$. These results strongly suggest that TPD-polymers, such as those we describe here, will be useful in photorefractive applications. Indeed, we are currently working on photorefractive devices in which the polymer **C5** is the hole-transport agent. Moreover, these materials will also have good optical-limiting properties in the visible part of the spectrum.

Participation at meetings, conferences, and seminars

- S. Barlow, D. Beljonne, J.-L. Brédas, B. Cumpston, M. Dickinson, S. Fraser, J.-Y. Fu, J. Ehrlich, A. Heikal, T. Kogej, M. Levin, D. McCord-Maughon, P. Ng, J. W. Perry, H. Röckel, M. Rumi, G. Subramaniam, K. Staub, S. Thayumanavan, X.-L. Wu, "*Design, Synthesis and Applications of Two-Photon Absorbing Chromophores*" ICONO'4, Hokkaido, Japan (October 1998)
- S. Barlow, D. Beljonne, J.-L. Brédas, B. Cumpston, M. Dickinson, S. Fraser, J.-Y. Fu, J. Ehrlich, A. Heikal, T. Kogej, M. Levin, D. McCord-Maughon, P. Ng, J. W. Perry, H. Röckel, M. Rumi, G. Subramaniam, K. Staub, S. Thayumanavan, and X.-L. Wu, "*Design, Synthesis and Applications of Two-Photon Absorbing Chromophores*" International Francqui Symposium, Belgium (October 1998)
- S. Barlow, D. Beljonne, J.-L. Brédas, B. Cumpston, M. Dickinson, S. Fraser, J.-Y. Fu, J. Ehrlich, A. Heikal, T. Kogej, M. Levin, D. McCord-Maughon, P. Ng, J. W. Perry, H. Röckel, M. Rumi, G. Subramaniam, K. Staub, S. Thayumanavan, and X.-L. Wu, "*Design and Application of Two-Photon Absorption Molecules*" SPIE Proceedings, San Jose, CA (January 1999)
- M. Albota, D. Beljonne, J.-L. Brédas, J. Ehrlich, J. Fu, A. Heikal, T. Kogej, M. Levin, S. R. Marder, D. McCord-Maughon, J. W. Perry, H. Röckel, M. Rumi, G. Subramaniam, W. W. Webb, X.-L. Wu, and C. Xu, "*Design and Applications of Organic Molecules with Large Two-Photon Absorption Cross Sections*" Materials Research Society Meeting, San Francisco, CA (April 1999)
- S. R. Marder, "*Design and Applications of Molecules with Large Multiphoton Absorption Cross Section*" NATO Advanced Research Workshop, Menton, France (August 1999)
- S. Barlow, L. W. Henling, J. C. Green, G. U. Bublitz, S. G. Boxer, J. W. Perry, and S. R. Marder, "*Tuning Electronic Delocalization in Organometallic Complexes: Consequences on Structure and Optical Properties*" XIIIth Fechem Conference on Organometallic Chemistry, Lisbon, Portugal (August 1999)
- J. K. Cammack, S. Kuebler, S. R. Marder, J. W. Perry, B. Cumpston, D. Dyer, E. Hendrickx, B. Kippelen, M. Lipson, and N. Peyghambarian, "*Applications of Molecules with Large Two-Photon Absorption Cross Sections*" Materials Research Society Meeting, Boston, MA (November 1999)
- V. Alain, S. P. Ananthavel, J. K. Cammack, M. Halik, S. Kuebler, S. R. Marder, J. W. Perry, M. Rumi, S. Thayumanavan, W. Wenseleers, B. Cumpston, M. Dickinson, S. E. Fraser, A. Heikal, and M. Lipson, "*Applications of Molecules with Large Two-Photon*

Absorption Cross Sections" International Conference on Organic Nonlinear Optics, Davos, Switzerland (March 2000)

- V. Alain, S. P. Ananthavel, J.-L. Brédas, J. K. Cammack, M. Halik, S. M. Kuebler, S. R. Marder, T. Parker, J. W. Perry, M. Rumi, S. Thayumanavan, and W. W. Wenseleers, *"Applications of Molecules with Large Two-Photon Absorption Cross Sections Multiphoton Approaches to Optical Limiting Materials"* Eighth International Kyoto Conference on New Aspects of Organic Chemistry, Kyoto, Japan (July 2000)
- S. R. Marder, "3D Chemistry and Imaging Enabled by Two-Photon Absorbing Molecules" Eighth International Kyoto Conference on New Aspects of Organic Chemistry, Kyoto, Japan (July 2000)
- S. R. Marder, *"Organic Materials for Optical Switching"* American Chemical Society Meeting, San Diego, CA (April 2001)
- V. Alain, J.-L. Brédas, K. Braun, J. K. Cammack, M. Halik, S. Kuebler, J. W. Perry, S. R. Marder, M. Rumi, W. Wenseleers, W. Zhou, B. Cumpston, and M. Lipson, *"Applications of Molecules with Large Two-Photon Absorption Cross Sections to Microfabrication"* American Chemical Society Meeting, San Diego, CA (April 2001)
- Y. Zhang, R. D. Hreha, G. E. Jabbour, B. Kippelen, N. Peyghambarian, and S. R. Marder, *"Photocrosslinkable Polymers for Hole Transport Materials"* American Chemical Society Meeting, San Diego, CA (April 2001)
- W. Zhou, S. M. Kuebler, S. R. Marder, and J. W. Perry, *"Donor-acceptor Linked Photoacid Generators for Microfabrication Applications"* American Chemical Society Meeting, San Diego, CA (April 2001)
- J. A. Herlocker, C. Fuentes-Hernandez, J. R. Wang, N. Peyghambarian, B. Kippelen, Y. Zhang, and S. R. Marder, *"Photorefractive Properties of Polymer Composites Fabricated by Injection Modeling"* Conference on Lasers and Electro-Optics, CLEO/QELS 2001, Baltimore, MD (May 2001)
- J.-L. Brédas, D. Carrig, M. Halik, S. Kuebler, T. Mangel, S. R. Marder, T. Parker, J. W. Perry, S. Pond, M. Rumi, W. Zhou, M. Dickinson, S. E. Fraser, A. Heikal, S. Huang, C. Ober, W. W. Webb, and T. Yu, *"Design and Applications of Molecules with Large Two-Photon Absorption Cross Sections"* Novel Optical Materials and Applications 5th Mediterranean Workshop and Topical (NOMA 2001), Cetraro, Italy (May 2001)
- T. Meyer-Friedrichsen, V. Alain, J. K. Cammack, C. Grasso, M. Halik, S. Kuebler, S. Pond, M. Rumi, F. Stellacci, T. Watanabe, W. Wenseleers, W. Zhou, J.-L. Brédas, J. W. Perry, and S. R. Marder, *"Recent Advances in Two-Photon Chromophores and Processes"* International Society for Optical Engineering, San Diego, CA (July 2001)

- S. M. Kuebler, M. Rumi, T. Watanabe, K. Braun, B. H. Cumpston, A. A. Heikal, L. L. Erskine, S. Thayumanavan, S. Barlow, S. R. Marder and J. W. Perry, "*Two-Photon Initiators for Highly Efficient Three-Dimensional Lithographic Microfabrication*" Second International Conference on Photonics Science and Technology, Chitose, Japan (September 2001)
- T. Xue, S. R. Forrest, J. Qin, P. V. Bedworth, K. Kustedjo, and S. R. Marder, "*Organic Thin Film Transistors Using the Nearly Isotropic Conductive Planar Stacking Compound BTQBT, Grown by Organic Molecular Beam*" Materials Research Society, Boston, MA (November 2001)
- T. Yue, C. Ober, S. M. Kuebler, W. Zhou, S. R. Marder, and J. W. Perry, "*3-D Microfabrication in a Chemically Amplified Positive Resist*" Materials Research Society, Boston, MA (November 2001)
- E. Zojer, W. Wenseleers, D. Beljonne, Z. Shuai, S. R. Marder, J. W. Perry, and J-L. Bredas, "*Structure to Property Relationships for the Two-Photon Absorption Properties of Conjugated Organic Molecules*" Materials Research Society, Boston, MA (November 2001)
- F. Stellacci, C. A. Bauer, T. Meyer-Friedrichsen, W. Wenseleers, V. Alain, S. M. Kuebler, S. J. K. Pond, Y. Zhang, S. R. Marder and J. W. Perry, "*Photochemically Induced Growth of Nanoparticles for 2 & 3D Metal Patterning*" Sixth International Conference on Organic Nonlinear Optics, Tucson, AZ (December 2001)
- S. J. K. Pond, M. Rumi, T. C. Parker, S. M. Kuebler, S. R. Marder, J-L. Brédas, J. W. Perry, M. D. Levin, M. W. Day, and D. Beljonne, "*Two-Photon Spectroscopy of Cyano-Substituted bis(styryl)benzene Compounds*" Sixth International Conference on Organic Nonlinear Optics, Tucson, AZ (December 2001)
- S. M. Kuebler, M. Rumi, K. L. Braun, S. R. Marder, J. W. Perry, and T. Watanabe, "*Controlling Resolution in Three-Dimensional Lithographic Microfabrication by Two-Photon-Initiated Polymerization*" Sixth International Conference on Organic Nonlinear Optics, Tucson, AZ (December 2001)
- W. Zhou, K. L. Braun, S. M. Kuebler, J. W. Perry, and S. R. Marder, "*Efficient Two Photon Photoacids*" Sixth International Conference on Organic Nonlinear Optics, Tucson, AZ (December 2001)
- M. Halik, W. Wenseleers, T. Parker, S. Li, S. J. K. Pond, L. Dollinger, J. Lavin, J. W. Perry, S. R. Marder, A. A. Heikal, S. I. Huang, and W. W. Webb, "*Water Soluble Two-Photon Dyes*" Sixth International Conference on Organic Nonlinear Optics, Tucson, AZ (December 2001)

- R. D. Hreha, Y. Zhang, S. R. Marder, B. Domercq, J. N. Haddock, and B. Kippelen, "Photocrosslinkable Hole Transport Materials" Sixth International Conference on Organic Nonlinear Optics, Tucson, AZ (December 2001)
- C. M. Risko, P. Brocorens, S. R. Marder, and J.-L. Brédas, "Electronic Structure of Organic Charge Transport Materials: Dioxaborines and Oxadiazoles" Sixth International Conference on Organic Nonlinear Optics, Tucson, AZ (December 2001)
- B. Kippelen, P. A. Blanche, A. Schülzgen, C. Fuentes-Hernandez, G. Ramos-Ortiz, J. F. Wang, E. Hendrickx, N. Peyghambarian, and S. R. Marder, "Photorefractive Polymers with Non-destructive Read-out" Sixth International Conference on Organic Nonlinear Optics, Tucson, AZ (December 2001)
- T. Watanabe, M. Akiyama, F. Hasegawa, K. Totani, S. M. Kuebler, F. Stellacci, W. Wenseleers, K. Braun, M. Rumi, S. R. Marder and J.W. Perry, "Three Dimensional Microfabrication of Soft Materials by Two-Photon Excitation" Sixth International Conference on Organic Nonlinear Optics, Tucson, AZ (December 2001)
- D. Beljonne, H. Vogel, T. Kogej, J.-L. Brédas, E. Zojer, J. W. Perry, and S. R. Marder, "Two-Photon Absorption of Conjugated Materials: Role of Symmetry and Dimensionality" Sixth International Conference on Organic Nonlinear Optics, Tucson, AZ (December 2001)

Publications

- "Structure/Property Relationships for Two-Photon Absorbing Fluorophores" M. Rumi, J. Ehrlich, A. Heikal, J. Fu, S. Barlow, M. D. Levin, L. Erskine, M. Lipson, D. McCord-Maughon, H. Röckel, G. Subramaniam, S. Thayumanavan, S. R. Marder, J. W. Perry, M. Albota, C. Xu, and W. W. Webb, *CLEO 98* **6**, 309 (1998)
- "Progress in Organic Photorefractive Material Development" B. Kippelen, J. A. Herlocker, J.-L. Maldonado, K. B. Ferrio, E. Hendrickx, S. Mery, A. Golemme, S. R. Marder, and N. Peyghambarian, *Proc. SPIE* **3471**, 22-28 (1998)
- "Photorefractive Polymers and Polymer Dispersed Liquid Crystals" B. Kippelen, A. Golemme, E. Hendrickx, J. F. Wang, S. R. Marder, and N. Peyghambarian, *Field Responsive Polymers, ACS Symposium Series* (1998)
- "Thermally Stable High-Gain Photorefractive Polymers Based on a Tri-functional Chromophore" B. Kippelen, E. Hendrickx, J. Herlocker, J. L. Maldonado, S. R. Marder, and N. Peyghambarian, *CLEO 98, Technical Digest Series* **6** 30 (1998)
- "Molecules with Enhanced Two-Photon Absorptivities for Two-Photon Optical Recording in Photopolymers", B. H. Cumpston, L. Erskine, A. Heikal, J. Ehrlich, M. Rumi, S. Barlow, D. Dyer, D. McCord-Maughon, H. Röckel, S. Thayumanavan, S. R. Marder, and J. W. Perry, *CLEO 98* **6**, 49 (1998)

- "Mechanisms for Enhancement of Two-Photon Absorption in Donor-Acceptor Conjugated Chromophores" T. Kogej, D. Beljonne, F. Meyers, J. W. Perry, S. R. Marder, and J.-L. Brédas, *Chem. Phys. Lett.* **298** 1-6 (1998)
- "Thermally Stable High-gain Photorefractive Polymer Composites Based on a Trifunctional Chromophore" E. Hendrickx, J. Herlocker, J. Maldonado, et. al., *Appl. Phys. Lett.* **72**, 1679-1681 (1998)
- "Ellipsometric Determination of the Electric-Field-Induced Birefringence of Photorefractive Dyes in a Liquid Carbazole Derivative" E. Hendrickx, B. D. Y. Zhang J. F. Wang, K. Staub, Q. Zhang, S. R. Marder, B. Kippelen, and N. Peyghambarian, *Chemical Physics* **245**, 407-415 (1999)
- "Two-Photon and Higher Order Absorptions and Optical Limiting Properties of Bis-Donor Substituted Conjugated Organic Chromophores" J. W. Perry, S. Barlow, J. E. Ehrlich, A. A. Heikal, Z.-Y. Hu, I.-Y. S. Lee, K. Mansour, S. R. Marder, H. Röckel, M. Rumi, S. Thayumanavan, and X. L. Wu, *Non Linear Optics* **21**, 225-243 (1999)
- "Two-Photon Polymerization Initiators for Three-Dimensional Optical Data Storage and Microfabrication" B. H. Cumpston, S. P. Ananthavel, S. Barlow, D. L. Dyer, J. E. Ehrlich, L. L. Erskine, A. A. Heikal, S. M. Kuebler, I.-Y. S. Lee, D. McCord-Maughon, J. Qin, H. Röckel, M. Rumi, X.-L. Wu, S. R. Marder, and J. W. Perry, *Nature* **398**, 51-54 (1999)
- "Effect of the End-Groups upon Delocalisation in Polymethines: The First Crystallographically Characterised Bond-Alternated Cyanine" S. Barlow, L. M. Henling, M. W. Day, and S. R. Marder, *Chem. Commun.* 1567-1568 (1999)
- "Photorefractive Polymer Composites with Short Response Times" B. Kippelen, E. Hendrickx, K. B. Ferrio, J. Herlocker, Y. Zhang, S. R. Marder, S. Mery, J. Anderson, N. R. Armstrong, and N. Peyghambarian, *JIST* **43**, 405-412(1999)
- "Theoretical Design Of Organic Chromophores With Large Two-Photon Absorption Cross-Sections" D. Beljonne, T. Kogej, S. R. Marder, J. W. Perry, and J. L. Brédas, *Nonlinear Optics* **21**, 461-480 (1999)
- "Studies of the Electronic Structure of Metallocene-Based Second-Order Nonlinear Optical Dyes" S. Barlow, H. E. Bunting, C. Ringham, J. C. Green, G. U. Bublitz, S. G. Boxer, J. W. Perry, and S. R. Marder, *J. Am. Chem. Soc.* **121**, 3715-3723 (1999)
- "Organic Light-Emitting Diode with 20 Im/W Efficiency using a Triphenyldiamine Side-Group Polymer as the Hole Transport Layer" S. E. Shaheen, G. E. Jabbour, B. Kippelen, N. Peyghambarian, J. D. Anderson, S. R. Marder, N. R. Armstrong, E. Bellmann, and R. H. Grubbs, *Appl. Phys. Lett.* **74**, 3212-3214 (1999)

- "Progress toward Device-Quality Second-Order NLO Materials: 3. Electrooptic Activity of Polymers Containing *E,E,E*-[4-(*N,N*-Dialkylamino)-phenyl]pentadienylidene-3-phenyl-5-isoxazolone Chromophores" F. Wang, A. W. Harper, M. S. Lee, L. R. Dalton, H. Zhang, A. Chen, W. J. Steier, and S. R. Marder, *Chem. Mater.* **11**, 2285-2289 (1999)
- "Two-Photon Absorption" S. R. Marder and J. W. Perry, *2000 Yearbook of Science and Technology* Mark D. Licker, McGraw-Hill, Inc. pp. 425-428 New York, NY (2000)
- "Three-Dimensional Microfabrication using Two-Photon Activated Chemistry" S. M. Kuebler, B. H. Cumpston, S. P. Ananthavel, S. Barlow, J. E. Ehrlich, L. L. Erskine, A. A. Heikal, D. McCord-Maughon, J. Qin, H. Röckel, M. Rumi, S. R. Marder, and J. W. Perry, in *Micro- and Nano-photonics Materials and Devices*, J. W. Perry and A. Scherer (eds.), *Proc. SPIE* **39397**, 97-105 (2000)
- "Nonlinear Optical Response of Polarized Apocarotenals: A Theoretical Study" M. Balakina, J. Li, V. M. Geskin, S. R. Marder, and J.-L. Brédas, *J. Chem. Phys.* **113**, 9598-9609 (2000)
- "The One-Electron Oxidation Product of a Metallocenyl-Terminated Cyanine" S. Barlow, M. W. Day and S. R. Marder, *Acta Cryst.* **C56**, 303-304 (2000)
- "Electronic and Optical Properties of Conjugated Group 8 Metallocene Derivatives" S. Barlow and S. R. Marder, *Chem. Commun.* 1555-1562 (2000)
- "Theoretical Design of Organic Chromophores with Large Two-Photon Absorption Cross-Sections" M. Albota, D. Beljonne, J.-L. Brédas, J. E. Ehrlich, J.-Y. Fu, A. A. Heikal, S. E. Hess, T. Kogej, M. D. Levin, S. R. Marder, D. McCord-Maughon, J. W. Perry, H. Röckel, M. Rumi, G. Subramaniam, W. W. Webb, X.-L. Wu, and C. Xu, in *Multiphoton and Light Driven Multielectron Processes in Organics: New Phenomena, Materials and Application*, F. Kajzar and M. V. Agranovich (eds.) Kluwer Academic Publisher, Dordrecht, pp 53-65 (2000)
- "Structure-Property Relationships for Two-Photon Absorbing Chromophores: Bis-Donor Diphenylpolyene and Bis(Styryl)benzene Derivatives" M. Rumi, J. E. Ehrlich, A. A. Heikal, J. W. Perry, S. Barlow, Z. Hu, D. McCord-Maughon, T. C. Parker, H. Röckel, S. Thayumanavan, S. R. Marder, D. Beljonne, and J.-L. Brédas, *J. Am. Chem. Soc.* **122**, 9500-9510 (2000)
- "High Photogeneration Efficiency of Charge-Transfer Complexes formed between Low Ionization Potential Arylamines and C_{60} " E. Hendrickx, B. Kippelen, S. Thayumanavan, S. R. Marder, A. Persoons, and N. Peyghambarian, *J. Chem. Phys.* **112**, 9557-9561 (2000)
- "Poling of Soda-Lime Glass for Hybrid Glass/Polymer Electro-Optic Modulators" Y. Enami, P. Poyhonen, D. L. Mathine, A. Bashar, P. Madasamy, S. Honkanen, B.

- Kippelen, N. Peyghambarian, S. R. Marder, A. K-Y. Jen, and J. Wu, *Appl. Phys. Lett.* **76**, 1086-1088 (2000)
- "Systematic Behavior of Electro-optic Chromophore Photostability" A. Galvan-Gonzalez, M. Canva, G. I. Stegeman, R. Twieg, K. P. Chan, T. C. Kowalczyk, X. Q. Zhang, H. S. Lackritz, S. R. Marder, and S. Thayumanavan, *Optics Letter* **25**, 332-334 (2000)
 - "Influence of a Spacer Group on the Nonlinear Optical Properties of Conjugated Compounds" T. Kogej, M. H. Briche, R. Silbey, S. R. Marder, and J.-L. Brédas, *Light Wave Manipulation Using Org. Nonlinear Opt. Mater.*, 205-221 (2000)
 - "Photodegradation of Various Electro-Optic polymer Families" G. I. Stegeman, A. Galvan-Gonzales, M. Canva, R. Twieg, A. C. Kowalczyk, X. Q. Zhang, H. S. Lackritz, S. Marder, S. Thayumanavan, K. P. Chan, A. K-Y. Jen, and X. Wu, *MCLC S&T, Sect. B: Nonlinear Opt.* **25**, 57-66 (2000)
 - "Improved Photogeneration Efficiency of Charge-transfer Complexes between C₆₀ and low Ionization Potential Arylamines" E. Hendrickx, B. Kippelen, S. Thayumanavan, S. R. Marder, A. P. Persoons, and N. Peyghambarian, *MCLC S&T, Sect. B: Nonlinear Opt.* **25**, 303-308 (2000)
 - "Optimizing Two-Photon Initiators and Exposure Conditions for Three-Dimensional Lithographic Microfabrication" S. M. Kuebler, M. Rumi, T. Watanabe, K. Braun, B. H. Cumpston, A. A. Heikal, L. L. Erskine, S. Thayumanavan, S. Barlow, S. R. Marder, and J. W. Perry, *J. Photopolym. Sci. Tech.* **14**, 657-688 (2001)
 - "Theoretical Investigation of the Origin of the Large Non-linear Optical Response in Acceptor-Substituted Carotenoids" V. N. Geskin, M. Yu Balakina, J. Li, S. R. Marder, and J.-L. Brédas, *Syn. Metals* **116**, 263-267 (2001)
 - "Nonlinear Optical Absorption Properties of Bis-Diarylamino-biphenyl Chromophores" J. E. Ehrlich, S. P. Ananthavel, S. Barlow, K. Mansour, K. Mohanalingam, S. R. Marder, J. W. Perry, M. Rumi, and S. Thayumanavan, *Nonlinear Optics* **27**, 121-131 (2001)
 - "Stabilization of the Response Time in Photorefractive Polymers" J. A. Herlocker, C. Fuentes-Hernandez, K. B. Ferrio, E. Hendrickx, P.-A. Blanche, N. Peyghambarian, B. Kippelen, Y. Zhang, J. F. Wang, and S. R. Marder, *Appl. Phys. Lett.* **77**, 2292-2294 (2002)
 - "Photorefractive Polymer Composites Fabricated by Injection Molding" J. A. Herlocker, C. Fuentes-Hernandez, J. F. Wang, N. Peyghambarian, B. Kippelen, Q. Zhang, and S. R. Marder, *Appl. Phys. Lett.* **80**, 1156-1158 (2002)

- "Photorefractive Polymers Sensitized by Two-Photon Absorption" P.-A. Blanche, B. Kippelen, A. Schülzgen, C. Fuentes-Hernandez, G. Ramos-Ortiz, J. F. Wang, E. Hendrickx, N. Peyghambarian, and S. R. Marder, *Optics Lett.* **27**, 19-21 (2002)
- "Photo-Crosslinkable Polymers as Hole-Transport Materials for Organic Light-Emitting Diodes" Y-D. Zhang, R. D. Hreha, S. R. Marder, G. E. Jabbour, B. Kippelen, and N. Peyghambarian, *J. Mater. Chem.* **12**, 1-7 (2002)
- "Metallocene-Terminated Termethines: The Effect of End Group on Localization in Polymethines" S. Barlow, L. M. Henling, M. W. Day, W. P. Schaefer, J. C. Green, T. Hascall, and S. R. Marder, in press, *J. Am. Chem. Soc.* (2002)
- "An Efficient Two-Photon-Generated Photoacid Applied to Positive-Tone 3D Microfabrication" W. Zhou, S. M. Kuebler, K. L. Braun, T. Yu, J. K. Cammack, C. K. Ober, J. W. Perry, and S. R. Marder, *Science* **296**, 1106-1108 (2002)

Patents

- S. R. Marder, N. Peyghambarian, B. Kippelen, B. Volodin, and E. Hendrickx, "Thermally Stable Molecules with Large Dipole Moments and Polarizabilities and Applications Thereof" U. S. Patent Application #09/078,211, May 13, 1998
- B. Cumpston, M. Lipson, S. R. Marder, and J. W. Perry, "Two-Photon or Higher-Order Absorbing Optical Materials for Generation of Reactive Species" U.S. Patent Application #09/292,652, Filed April 15, 1999
- S. R. Marder and J. W. Perry, "Two-Photon or Higher-Order Absorbing Optical Materials and Methods of Use" U.S. Patent #6,267,913, July 31, 2001
- D. V. McGrath, S. R. Marder, and S. Li, "Cascaded Cleavage of Polymers, Oligomers, and Dendrimers" UA #01-082, Provisional Patent Application, Filed March 30, 2001
- S. R. Marder, M. Halik, C. Grasso, B. Kippelen, and B. Domercq, "Boron Containing Electron Deficient Heterocyclic Compounds and Methods" UA#02- 075, Filed April, 2002

Honors and Awards

7/97 - 6/99	NSF Special Creativity Award Extension
2/95	3M Lecturer in Materials Science, University of British Columbia
9/93	Low Allen Award for Research, The Jet Propulsion Laboratory
7/87 - 11/88	National Research Council Resident Research Associate The Jet Propulsion Laboratory

- 9/84 - 6/85 W.R. Grace and Company Industrial Fellowship
University of Wisconsin at Madison
- 8/82 Departmental Commendation for Excellence in Teaching
Department of Chemistry, University of Wisconsin at Madison
- 6/77 - 8/77 National Science Foundation Summer Science Training Program in Chemistry
San Diego State University

People supported in full or partially:

Seth Marder	Principal Investigator
Zesheng An	Graduate Student
Cara Grasso	Graduate Student
Richard Hreha	Graduate Student
Judith Lavin	Graduate Student
Adriana Rusu	Graduate Student
Valerie Alain	Postdoctoral Fellow
Maximilienne Bishop	Postdoctoral Fellow
J. Kevin Cammack	Postdoctoral Fellow
Marcus Halik	Postdoctoral Fellow
Sriram Kumaraswamy	Postdoctoral Fellow
Sheng Li	Postdoctoral Fellow
Timo Meyer-Friedrichsen	Postdoctoral Fellow
Timothy Parker	Postdoctoral Fellow
Sankaran Thayumanavan	Postdoctoral Fellow
Yadong Zhang	Postdoctoral Fellow
Wenhui Zhou	Postdoctoral Fellow
David Carrig	Staff Scientist

- 9/84 - 6/85 W.R. Grace and Company Industrial Fellowship
 University of Wisconsin at Madison
- 8/82 Departmental Commendation for Excellence in Teaching
 Department of Chemistry, University of Wisconsin at Madison
- 6/77 - 8/77 National Science Foundation Summer Science Training Program in Chemistry
 San Diego State University

People supported in full or partially:

Seth Marder	Principal Investigator
Zesheng An	Graduate Student
Cara Grasso	Graduate Student
Richard Hreha	Graduate Student
Judith Lavin	Graduate Student
Adriana Rusu	Graduate Student
Valerie Alain	Postdoctoral Fellow
Maximilienne Bishop	Postdoctoral Fellow
J. Kevin Cammack	Postdoctoral Fellow
Marcus Halik	Postdoctoral Fellow
Sriram Kumaraswamy	Postdoctoral Fellow
Sheng Li	Postdoctoral Fellow
Timo Meyer-Friedrichsen	Postdoctoral Fellow
Timothy Parker	Postdoctoral Fellow
Sankaran Thayumanavan	Postdoctoral Fellow
Yadong Zhang	Postdoctoral Fellow
Wenhui Zhou	Postdoctoral Fellow
David Carrig	Staff Scientist