



# NADEP Jacksonville Earned Value





# NADEP Jacksonville Earned Value

---



- The Naval Aviation Depot is an industrial facility within the NAVAIR corporation
- “Depot” level rework is performed on aircraft, engines and components



# NADEP Jacksonville Earned Value



Jan Feb Mar Apr May Jun Jul Aug Sep Oct Nov Dec

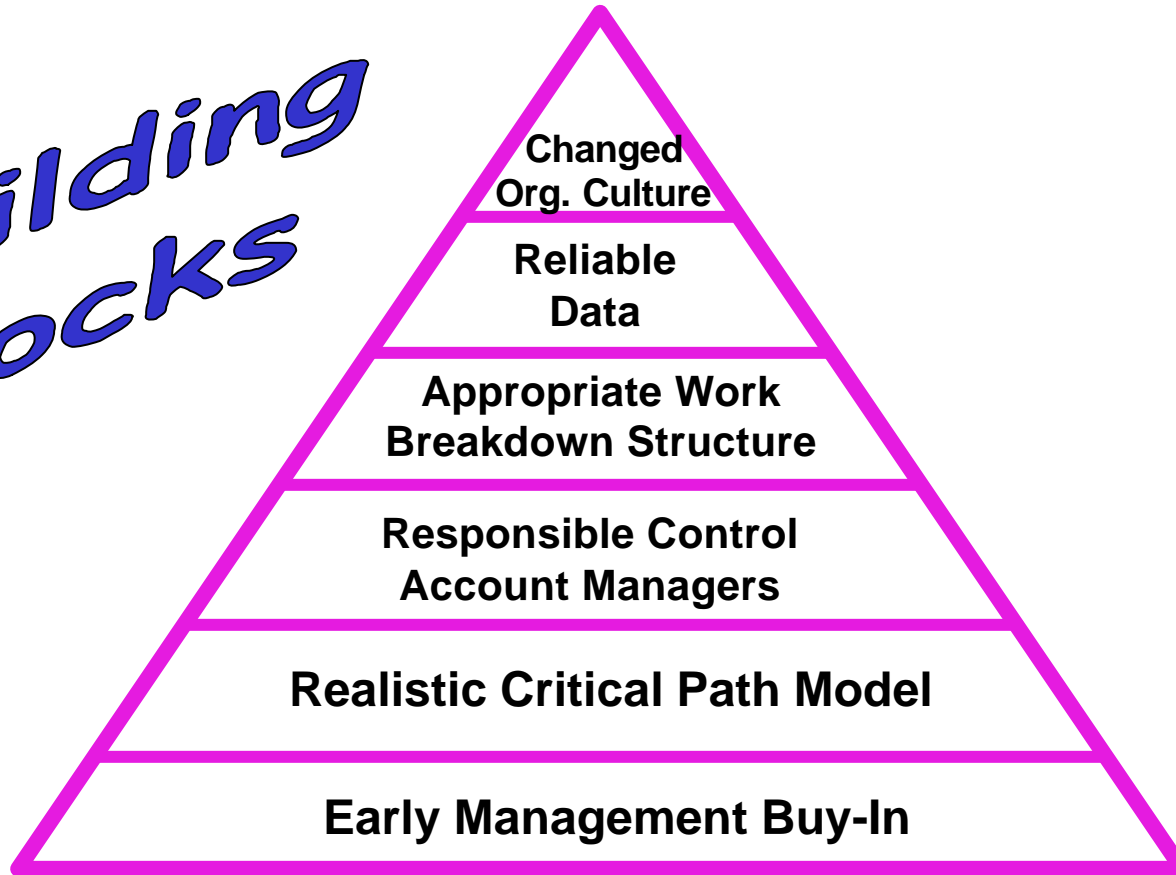




# NADEP Jacksonville Earned Value



*Building  
Blocks*

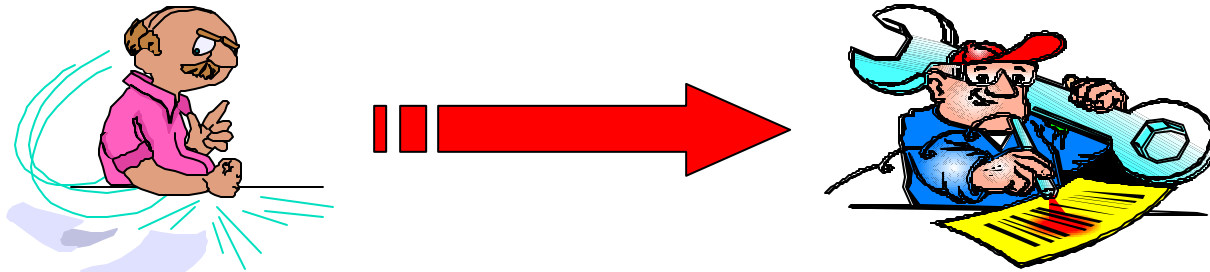




# NADEP Jacksonville Earned Value



- *Early Management Buy-In*
  - Understanding. . .
    - what EV is and the benefits
    - the process and resource requirements
    - customer requirements
    - the integration with other management initiatives





# NADEP Jacksonville Earned Value



## Current Environment

Earned Value

Tailored Pricing/  
Scheduling

CA  
Studies

- Matl Mgmt
- Admin
- Tech Data

ERP

MRPII

BPR  
•Matl Mgmt  
•Planning/  
Scheduling

ISO  
9000

Daily Operations

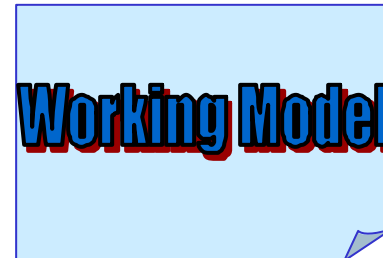
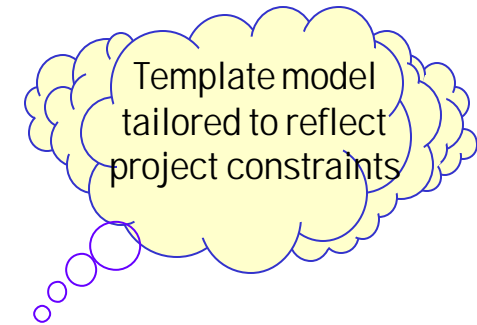


# NADEP Jacksonville Earned Value



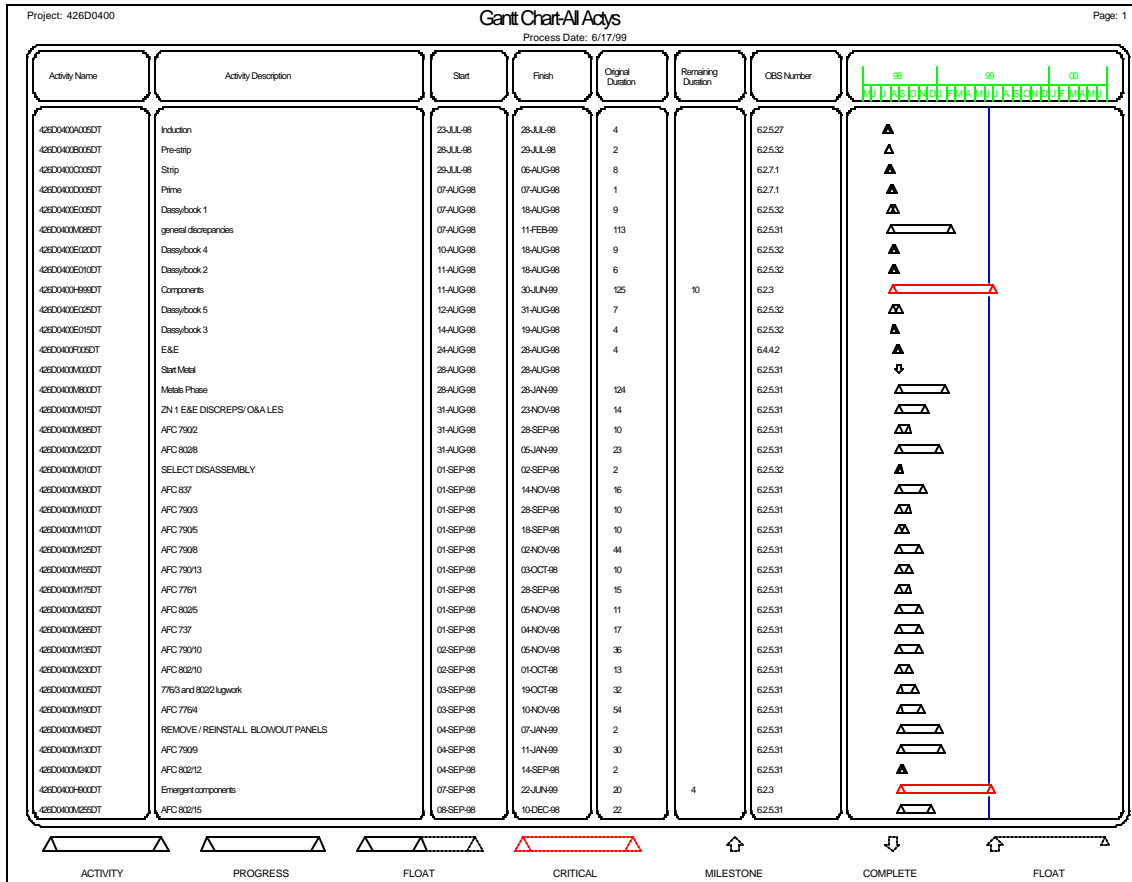
- *Realistic Critical Path Model*

- Measurable activities which relate to the work to be accomplished
- Production input
- Relationships drive the schedule





# NADEP Jacksonville Earned Value





# NADEP Jacksonville Earned Value



- *Responsible Control Account Managers*



**Responsible Organization**  
(General Foreman)


- **Performing Organization #1**
- **Performing Organization #2**



# NADEP Jacksonville Earned Value



- *Appropriate Work Breakdown Structure*
  - Must relate to production-based activities





# NADEP Jacksonville Earned Value



Meaningful  
Variance  
Analysis

**Dekker TRAKKER ABCMS**  
File Edit View Tools Options Forms Help

426D0400 (None)

**Report Designer - trk22492.frx - Page 1**

Project: 426D0400  
Report Name: ODC UNVVARA  
Planned By: LC DR STERRETT

**Cost Cumulative Variance  
DETAILED VARIANCE (\$\$\$)**

Run Date: 09/21/1999  
Run Time: 15:50  
Status Date: 09/17/1999  
Form: RES0000

Summary Key	Cumulative To Date			Schedule Variance	Cost Variance	At Completion		Estimate At Completion	Variance
	BCWS	BCWP	ACWP			Budget At Completion	Estimate At Completion		
426004000050T Induction	\$1,797			\$-1,797		\$1,948		\$1,948	\$1,948
426004000050T Pre-Ship	\$3,329	\$3,940	\$4,389	\$-9,130	\$-9,729	\$3,329	\$48,081	\$48,081	\$-48,081
426004000050T S/M	\$1,824	\$2,310	\$2,348	\$-2,310	\$-4,523	\$1,824	\$32,179	\$32,179	\$-40,355
426004000050T Prime	\$8,422	\$8,124	\$118,770	\$-800	\$-118,646	\$8,422	\$1,259,887	\$1,259,887	\$-1,180,925
426004000050T Dassybook 1	\$1,580	\$1,351	\$3,357	\$281	\$-9,705	\$1,580	\$5,927	\$4,387	\$-4,387
4260040000100T Dassybook 2	\$1,219	\$30,439	\$113,650	\$-780	\$-25,297	\$1,219	\$1,183,889	\$39,730	\$-39,730
4260040000150T Dassybook 3	\$10,791	\$10,791	\$28,178		\$-43,047	\$10,791	\$36,330	\$44,102	\$-44,102
4260040000150T Dassybook 3	\$3,249	\$3,249	\$33,074		\$-25,581	\$3,249	\$38,853	\$38,853	\$-38,853
4260040000200T Dassybook 4	\$15,388	\$15,388	\$125,229		\$-112,583	\$15,388	\$1,973,144	\$-121,800	\$-121,800
4260040000250T Dassybook 5	\$2,447	\$2,447	\$5,143		\$-33,258	\$2,447	\$58,238	\$-58,238	\$-58,238
426004000050T ESE	\$24,377	\$14,789	\$24,385	\$-20,111	\$-20,093	\$24,377	\$38,989	\$38,989	\$-42,992
426004000020T Discrepancies	\$197,798	\$197,798			\$197,798	\$197,798		\$197,798	\$197,798
426004000050T Slabs/Fine/Rudders	\$12,889	\$17,041		\$4,502	\$17,041	\$12,889		\$12,889	\$12,889
426004000070T Assy - Emergent	\$4,322	\$2,917	\$28,017	\$-11,425	\$3,880	\$4,322	\$28,917	\$19,809	\$19,809
4260040000100T Engine Bays/Spansions	\$12,515	\$12,515	\$1,785	\$-94	\$10,716	\$12,515	\$1,785	\$10,730	\$10,730
4260040000150T Hydraulics/Speed Bra	\$4,782	\$41,827		\$-130	\$41,827	\$4,782		\$41,792	\$41,792
4260040000200T Landing Gear	\$113,778	\$113,280		\$-498	\$113,280	\$113,778		\$113,778	\$113,778
4260040000250T Wings/Blid/capes	\$19,125	\$19,279	\$143	\$143	\$19,279	\$19,125		\$19,125	\$19,125
4260040000300T Gun/Drum	\$1,317	\$1,317			\$1,317	\$1,317		\$1,317	\$1,317
4260040000350T Ramps/Cloze/Vanes	\$8,479	\$8,479		\$-201	\$8,278	\$8,479		\$8,479	\$8,479
4260040000400T BCS	\$24,578	\$26,801		\$23	\$24,801	\$24,578		\$24,578	\$24,578
4260040000450T LO Ops/Engines	\$89,110	\$89,980		\$230	\$89,980	\$89,110		\$89,110	\$89,110
4260040000500T C ockpit Installs I	\$11,778	\$11,778			\$11,778	\$11,778		\$11,778	\$11,778
4260040000540T SMD C Lines	\$14,949	\$14,949			\$14,949	\$14,949		\$14,949	\$14,949
4260040000550T C ockpit Installs II									

Prfdata (h:\working\14\426d0400.prf) Record: 116/171 Record Unlocked 3:51:22 pm



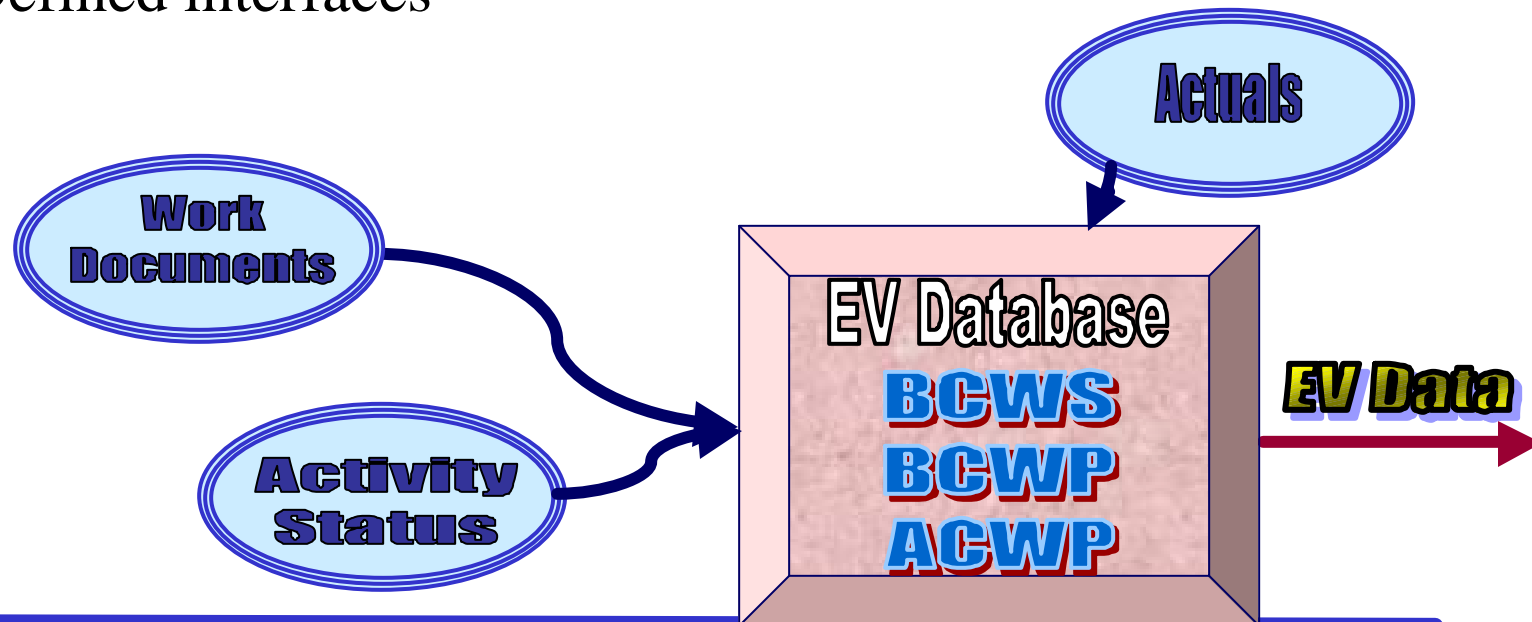
# NADEP Jacksonville Earned Value



- *Reliable Data*

- Centralized EV data
- Defined interfaces

- Timeliness required to manage proactively






# NADEP Jacksonville Earned Value



- *Changed Organizational Culture*
  - Accepted management tool
  - Production floor buy-in
    - CPM Model
    - Variance Analysis at a meaningful level






# NADEP Jacksonville Earned Value

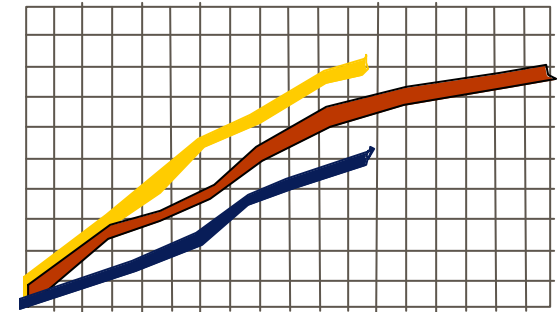
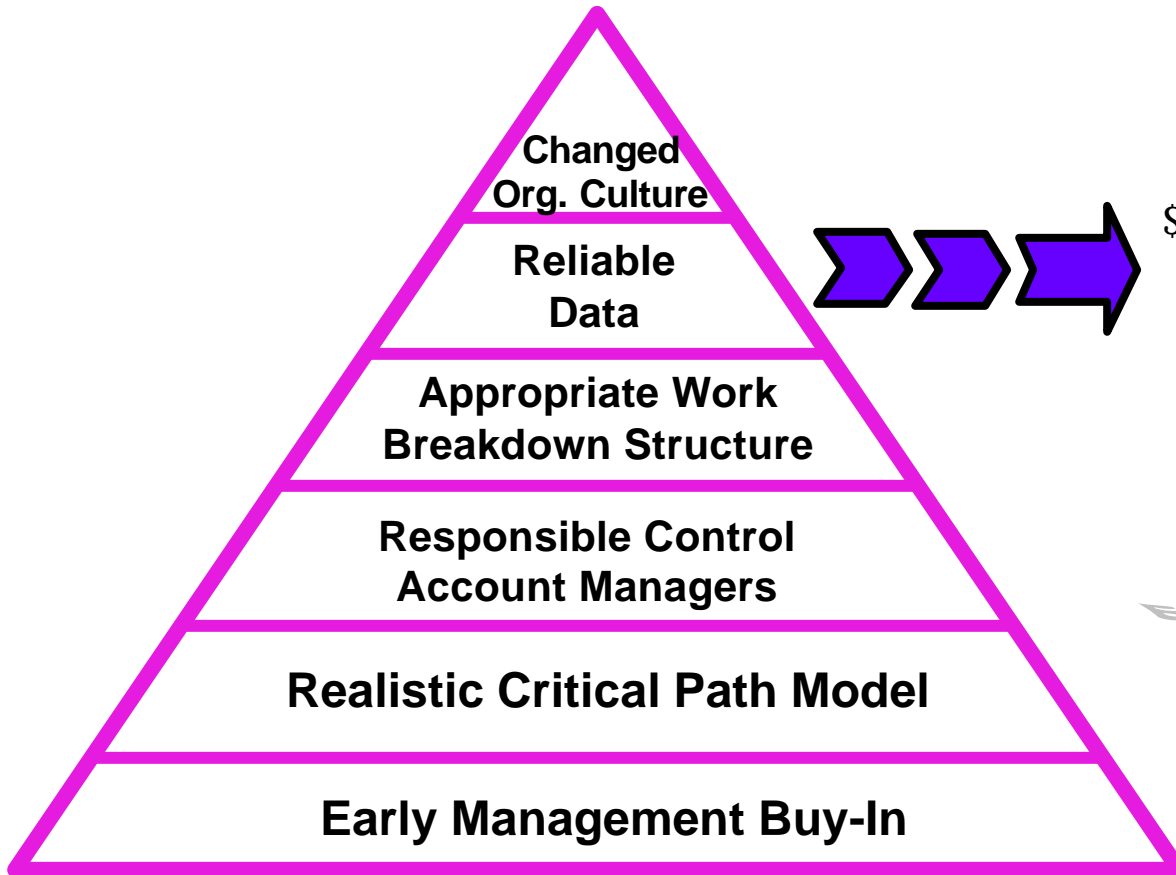


- Evolving process
  - Fear of the unknown
  - Adapting to personal management styles
  - Business Process Re-Engineering
  - Resource assignment
  - Team establishment





# NADEP Jacksonville Earned Value



**Earned Value  
Management**



# NADEP Jacksonville Earned Value

