


DISTRIBUTION STATEMENT A
Approved for Public Release
Distribution Unlimited

**FOREIGN MILITARY SALES,
FOREIGN MILITARY CONSTRUCTION
SALES AND
MILITARY ASSISTANCE
FACTS**



20020828 044

AS OF SEPTEMBER 30, 2001

BLANK PAGE

**FOREIGN MILITARY SALES,
FOREIGN MILITARY CONSTRUCTION
SALES AND
MILITARY ASSISTANCE FACTS**

AS OF SEPTEMBER 30, 2001

**NOTE: THIS PUBLICATION IS AVAILABLE ON THE DSCA WEB SITE AT WWW.DSCA.OSD.MIL
AND CAN BE DOWNLOADED IN HARD COPY FORMAT. THEREFORE, IN
ACCORDANCE WITH THE PAPERWORK REDUCTION ACT OF 1995 FUTURE HARD
COPY DISTRIBUTION WILL BE DISCONTINUED.**

**PUBLISHED BY
DEPUTY FOR FINANCIAL MANAGEMENT
COMPTROLLER, DSCA**

TABLE OF CONTENTS

NARRATIVE DESCRIPTION OF STATISTICAL TABLES	iv
GRAPH - FOREIGN MILITARY SALES AGREEMENTS (DEFENSE ARTICLES & SERVICES AND CONSTRUCTION	1
*FOREIGN MILITARY SALES AGREEMENTS	2
*FOREIGN MILITARY CONSTRUCTION SALES AGREEMENTS	12
GRAPH - FOREIGN MILITARY SALES DELIVERIES (DEFENSE ARTICLES & SERVICES AND CONSTRUCTION	17
*FOREIGN MILITARY SALES DELIVERIES	18
*FOREIGN MILITARY CONSTRUCTION SALES DELIVERIES	28
GRAPH - FOREIGN MILITARY FINANCING PROGRAM	33
FOREIGN MILITARY FINANCING PROGRAM	34
COMMERCIAL EXPORTS LICENSED UNDER ARMS EXPORT CONTROL ACT	62
MILITARY ASSISTANCE PROGRAM MERGER FUNDS	74
GRAPH - MILITARY ASSISTANCE PROGRAM	79
MILITARY ASSISTANCE PROGRAM	80
GRAPH - MILITARY ASSISTANCE PROGRAM DELIVERIES/EXPENDITURES	89
MILITARY ASSISTANCE PROGRAM DELIVERIES/EXPENDITURES	90
MAP EXCESS DEFENSE ARTICLES PROGRAM - ACQUISITION COST	96
MAP EXCESS DEFENSE ARTICLES DELIVERED - ACQUISITION COST	100
GRAPH - IMET PROGRAM/DELIVERIES	105
INTERNATIONAL MILITARY EDUCATION AND TRAINING PROGRAM/DELIVERIES	106
SUMMARY OF STUDENTS TRAINED UNDER IMET	116

*The data in this publication regarding Foreign Military Sales Agreements and Deliveries portrays only sales and deliveries of defense articles and defense services. In accordance with Section 29 of the Arms Export Control Act, Foreign Military Construction Sales Agreements and Deliveries are shown separately in tables on pages 12 and 28 of this publication.

NARRATIVE DESCRIPTION OF STATISTICAL TABLES

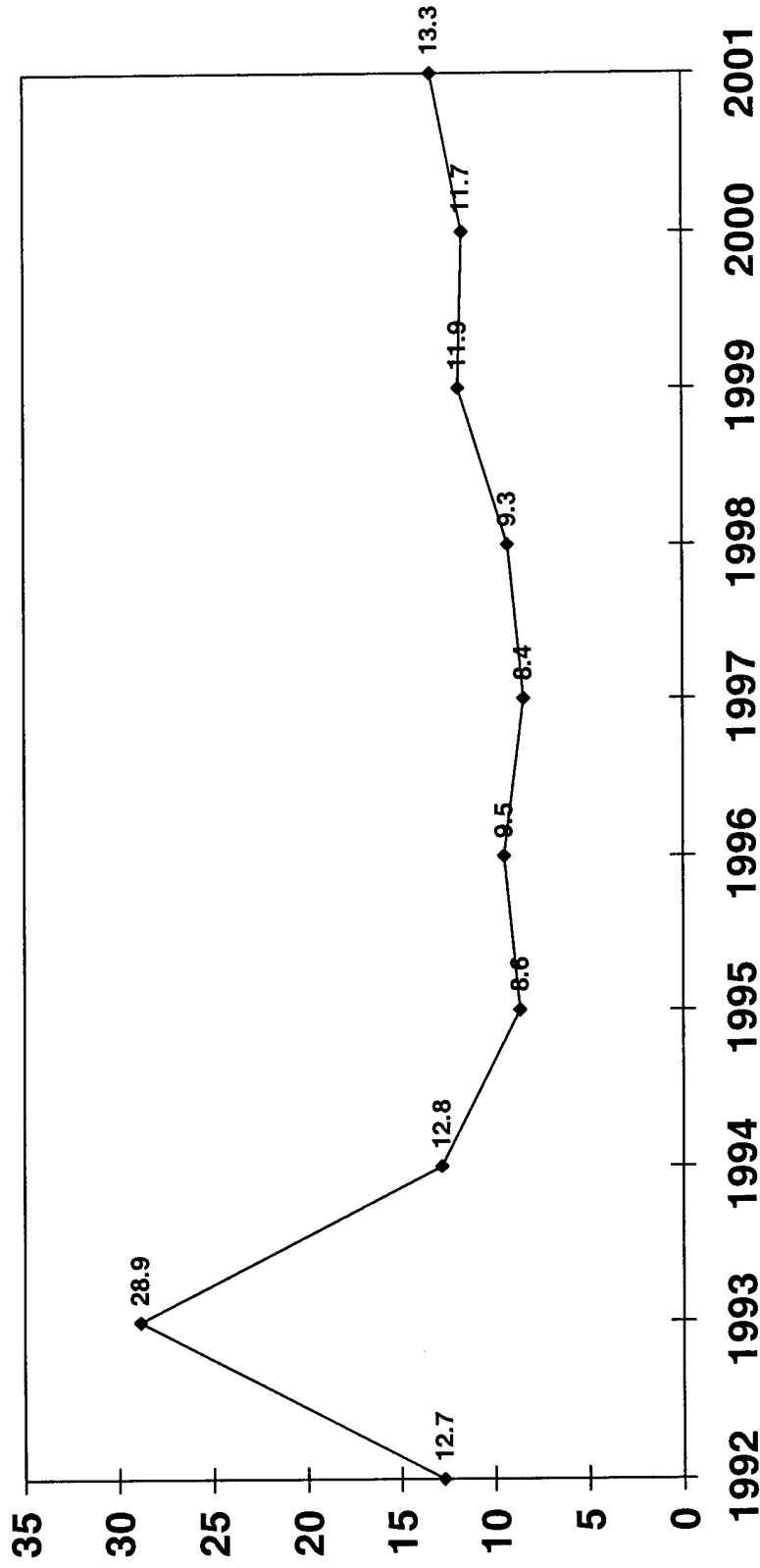
1. **FOREIGN MILITARY SALES (FMS) AGREEMENTS** - Total dollar value of defense articles and defense services purchased with cash, credit, and MAP Merger Funds by a foreign government or international organization in any fiscal year. Also see Item 7, Military Assistance Program Merger Funds.
2. **FOREIGN MILITARY SALES (FMS) DELIVERIES** - Total dollar value of defense articles and defense services delivered to a foreign government or international organization in any fiscal year. After implementing an FMS agreement, the responsible military department directs release of materiel from stocks or procurement or provision of services or training. As execution progresses, the military department reports accrued expenditures and physical deliveries within 30 days of date of shipment or performance.
3. **FOREIGN MILITARY CONSTRUCTION SALES (FMCS) AGREEMENTS** - Total dollar value of design and construction services purchased by a foreign government in any fiscal year.
4. **FOREIGN MILITARY CONSTRUCTION SALES (FMCS) DELIVERIES** - Total dollar value of disbursements against design and construction services provided to a foreign government in any fiscal year. Also see Item 2, Foreign Military Sales Deliveries.
5. **FOREIGN MILITARY FINANCING (FMF) PROGRAM** - The amount of credit extended to a foreign government or international organization in any fiscal year for the procurement of defense articles, defense services, and design and construction services. Such procurements may be from U.S. military departments under FMS/FMCS, or may be negotiated directly with U.S. commercial suppliers following the approval of DoD. FMF credits are issued in the form of DoD direct loans which require repayment, or DoD direct loans for which repayment has been waived by the Congress. Annual foreign military financing programs may be applied to FMS/FMCS or commercial procurement contracts negotiated in prior, current or subsequent years within the parameters of the applicable purchase and loan financing agreements.
6. **COMMERCIAL EXPORTS** - The total dollar value of deliveries made against purchases of munitions-controlled items by foreign governments directly from U.S. manufacturers. The data are compiled by the Office of Defense Trade Controls (DTC), Department of

NARRATIVE DESCRIPTION OF STATISTICAL TABLES (Continued)

State, from shippers' export documents and completed licenses returned to DTC from ports of exit by the U.S. Customs Service.

7. **MILITARY ASSISTANCE PROGRAM (MAP) MERGER FUNDS** - Approved funds which are transferred to the FMS Trust Fund and merged with countries' FMS funds. MAP "merger" funds are non-repayable, and may be used solely to meet obligations of the recipient countries for payment of FMS/FMCS purchases; they are not available to finance procurements from U.S. commercial suppliers.
8. **MILITARY ASSISTANCE PROGRAM (MAP)** - The dollar amount of materiel and services (other than training) programmed for a particular foreign country in any fiscal year for which the U.S. Government receives no dollar reimbursement.
9. **MILITARY ASSISTANCE PROGRAM (MAP) DELIVERIES/EXPENDITURES** - The dollar amount of materiel and services (other than training) delivered or expended against amounts programmed in the current fiscal year or prior fiscal years.
10. **EXCESS DEFENSE ARTICLES PROGRAM - ACQUISITION COST** - Total dollar value of excess defense articles transferred to a foreign country or international organization at the original acquisition cost. Excess defense articles are defined as being owned by the U.S. Government and not procured in anticipation of military assistance or sales requirements, or pursuant to a military assistance or sales order, which are excess to Department of Defense requirements at the time such articles are dropped from inventory by the supplying agency.
11. **EXCESS DEFENSE ARTICLES DELIVERED - ACQUISITION COST** - Total dollar value of excess defense articles delivered to a recipient country in any fiscal year at original acquisition cost.
12. **INTERNATIONAL MILITARY EDUCATION & TRAINING (IMET) PROGRAM/DELIVERIES** - The dollar value allocated in any fiscal year for the training of foreign military students both overseas and in the continental United States, and the cost of training aids and materials associated with such training, for which the U.S. Government receives no dollar reimbursement. This program is considered fully delivered when funded.

FOREIGN MILITARY SALES AGREEMENTS INCLUDES CONSTRUCTION (Dollars in Billions)



FOREIGN MILITARY SALES AGREEMENTS

(DOLLARS IN THOUSANDS)

	FY 1950	FY 1991	FY 1992	FY 1993	FY 1994	FY 1995	FY 1996
<u>WORLDWIDE</u>		200,180,389	12,540,342	28,731,240	12,763,646	8,562,420	9,395,344
<u>EAST ASIA AND PACIFIC</u>		34,709,173	3,694,017	7,920,224	3,235,303	1,935,744	2,558,011
AUSTRALIA	7,531,508	124,407	-	264,068	217,760	154,897	166,352
BRUNEI	414	-	-	-	-	40	-
CAMBODIA	-	-	-	-	-	1,697	651
CHINA	259,714	-	-	-	-	-	-
FIJI	1,829	-	-	-	-	12	-
INDOCHINA	8,542	-	-	-	-	-	-
INDONESIA	681,816	9,744	22,386	9,890	11,582	11,582	28,098
JAPAN	6,690,664	325,937	1,351,867	733,991	685,068	685,068	513,132
KOREA (SEOUL)	5,792,838	2,315,631	225,004	362,842	464,268	464,268	872,973
LAOS	-	-	-	-	-	-	-
MALAYSIA	187,656	3,963	803	712,172	22,941	22,941	5,523
MONGOLIA	-	-	-	-	-	-	-
MYANMAR	8,734	-	-	-	-	-	-
NEW ZEALAND	288,011	6,333	9,301	15,349	9,029	9,029	7,114
PAPUA NEW GUINEA	327	-	-	-	-	-	-
REP OF PHILIPPINES	904,763	38,287	78,142	19,528	14,432	14,432	19,144
SINGAPORE	1,179,500	35,267	96,226	572,842	183,925	183,925	303,570
TAIWAN	8,282,119	477,904	5,512,966	357,859	208,123	208,123	451,145
THAILAND	2,889,322	356,543	359,462	233,059	179,731	179,731	190,267
TONGA	250	-	-	12	-	-	43
VIETNAM	1,167	-	-	-	-	-	-
<u>NEAR EAST AND SOUTH ASIA</u>	96,603,256	2,488,567	13,999,611	4,717,295	2,332,356	3,886,391	
ALGERIA	6,029	-	-	-	-	-	-
BAHRAIN	872,720	17,074	94,249	35,044	47,442	47,442	95,657
BANGLADESH	2,831	-	-	-	-	7,529	-
EGYPT	12,745,409	587,030	435,192	409,532	1,014,846	1,014,846	1,269,067
INDIA	85,884	-	4	-	-	-	-
IRAN	10,851,976	-	-	-	-	-	-
IRAQ	13,152	-	-	-	-	-	-
ISRAEL	14,105,115	96,518	160,963	2,142,862	631,305	631,305	828,688
JORDAN	1,811,997	6,759	14,485	38,736	12,968	12,968	199,511
KUWAIT	3,483,058	425,222	2,700,834	170,618	77,514	77,514	231,558
LEBANON	558,464	-	2,353	29,329	64,415	64,415	15,773
LIBYA	28,249	-	-	-	-	-	-
MOROCCO	1,028,383	13,703	11,107	15,215	12,398	12,398	5,391
NEPAL	1,255	-	-	-	-	-	-
OMAN	154,322	5,118	6,098	1,311	6,745	6,745	2,760
PAKISTAN	3,659,883	-	-	-	78	-	-
QATAR	1,986	1,940	305	4,105	-	-	-
SAUDI ARABIA	45,306,994	883,683	10,532,706	1,623,867	441,265	441,265	1,228,729
SRI LANKA	1,810	-	-	185	62	62	113
SYRIA	1	-	-	-	-	-	-

TOTALS MAY NOT ADD DUE TO ROUNDING

* LESS THAN \$500

FOREIGN MILITARY SALES AGREEMENTS

(DOLLARS IN THOUSANDS)

	FY 1997	FY 1998	FY 1999	FY 2000	FY 2001	FY 1950	FY 2001
WORLDWIDE	8,375,880	8,888,617	11,600,084	11,385,839	13,134,719	325,558,519	
EAST ASIA AND PACIFIC	2,178,575	1,741,922	2,540,546	2,011,706	2,385,602	64,910,822	
AUSTRALIA	289,199	240,973	449,793	422,709	162,484	10,024,150	
BRUNEI	122	-	-	356	-	931	
CAMBODIA	846	1,534	200	694	325	5,947	
CHINA	-	-	-	-	-	259,714	
FIJI	-	-	-	-	-	1,842	
INDOCHINA	-	-	-	-	-	8,542	
INDONESIA	724	283	1,063	-	-	765,586	
JAPAN	343,137	350,492	234,581	527,464	364,952	12,121,284	
KOREA (SEOUL)	775,652	296,815	532,735	603,600	774,389	13,016,746	
LAOS	986	184	-	254	254	1,424	
MALAYSIA	11,120	1,244	31,943	5,025	3,002	985,391	
MONGOLIA	-	-	-	-	2,100	2,100	
MYANMAR	24,241	14,841	11,117	7,998	57,262	8,734	
NEW ZEALAND	-	-	-	-	-	450,595	
PAPUA NEW GUINEA	19,377	10,975	9,645	13,953	7,131	327	
REP OF PHILIPPINES	187,935	183,437	660,697	110,776	656,303	1,135,376	
SINGAPORE	352,833	597,299	554,509	134,682	270,012	4,170,477	
TAIWAN	172,404	43,846	54,262	184,448	87,389	17,199,451	
THAILAND	-	-	-	-	-	4,750,733	
TONGA	-	-	-	-	-	305	
VIETNAM	-	-	-	-	-	1,167	
NEAR EAST AND SOUTH ASIA	2,222,913	4,501,851	5,490,496	3,925,471	5,895,237	146,063,443	
ALGERIA	-	-	323	200	50	6,602	
BAHRAIN	59,907	325,592	52,329	183,851	129,536	1,913,402	
BANGLADESH	1,556	31,708	-	2,050	886	46,560	
EGYPT	961,043	978,459	2,058,723	1,612,165	1,720,483	23,791,948	
INDIA	299	-	-	-	-	86,186	
IRAN	-	-	-	-	-	10,851,976	
IRAQ	-	-	-	-	-	13,152	
ISRAEL	506,433	654,619	2,430,699	782,564	2,882,074	25,221,839	
JORDAN	17,466	17,930	14,682	120,540	122,331	2,377,407	
KUWAIT	49,047	119,359	87,219	200,254	283,540	7,828,324	
LEBANON	16,709	12,319	1,568	6,912	5,457	713,298	
LIBYA	-	-	-	-	-	28,249	
MOROCCO	5,492	1,502	3,724	6,916	8,957	1,112,788	
NEPAL	-	-	-	585	-	1,840	
OMAN	7,644	3,089	4,134	4,396	4,160	199,776	
PAKISTAN	97	37	-	-	-	3,660,095	
QATAR	-	-	-	-	32	8,367	
SAUDI ARABIA	574,730	2,278,250	786,820	714,149	587,761	64,958,953	
SRI LANKA	74	22	192	-	-	2,458	
SYRIA	-	-	-	-	-	1	

TOTALS MAY NOT ADD DUE TO ROUNDING

* LESS THAN \$500

FOREIGN MILITARY SALES AGREEMENTS (CONTINUED)
(DOLLARS IN THOUSANDS)

	<u>FY 1950</u>	<u>FY 1991</u>	<u>FY 1992</u>	<u>FY 1993</u>	<u>FY 1994</u>	<u>FY 1995</u>	<u>FY 1996</u>
<u>NEAR EAST AND SOUTH ASIA (CONTINUED)</u>							
TUNISIA		597,460	9,543	22,938	17,268	11,785	7,203
UNITED ARAB EMIRATES	960,901	441,977	-	18,379	229,222	4,005	1,840
YEMEN	325,376	-	-	-	-	-	-
EUROPE	57,333,510	4,939,813	5,812,094	4,035,077	3,487,291	2,128,868	3,384
ALBANIA	-	-	-	5	-	-	11,172
AUSTRIA	293,837	3,695	3,055	26,215	9,132	24,961	59,147
BELGIUM	3,015,622	34,793	328,775	19,696	-	-	171
BOSNIA-HERZEGOVINA	-	-	-	-	-	-	*
BULGARIA	-	-	-	-	-	-	-
CROATIA	-	-	-	-	-	-	-
CZECH REPUBLIC	-	-	-	-	-	-	-
DENMARK	1,625,898	62,130	303,567	47,860	34,060	8,125	129,458
ESTONIA	-	-	15	29	681	1,832	18,627
FINLAND	16,468	2,427,009	63	584,567	172,317	672,362	235,909
FRANCE	1,172,350	27,067	49,349	45,853	191,541	272,509	3,911
GERMANY	11,726,909	157,564	158,816	177,957	252,497	3,911	12
GREECE	3,174,943	539,911	1,481,025	285,357	191,541	45	78,136
HUNGARY	-	-	10,976	-	31,499	-	-
IRELAND	544	-	48	-	-	-	-
ITALY	897	-	99,746	45,001	-	-	-
KAZAKHSTAN	1,629,027	202,440	-	-	-	-	-
KYRGYZSTAN	-	-	-	-	-	-	-
LATVIA	-	-	-	-	6	121	370
LITHUANIA	-	-	-	-	-	394	299
LUXEMBOURG	7,777	162	331	343	48	3,099	-
MACEDONIA (FYROM)	-	-	-	-	-	-	-
MALTA	132	1	60	12	-	-	-
MOLDOVA	-	-	-	-	-	-	-
NETHERLANDS	5,748,656	290,280	634,605	42,103	917,405	150,874	339,119
NORWAY	2,264,890	35,855	365,379	125,240	12,945	7,014	3,663
POLAND	-	-	-	-	-	11,340	4,752
PORTUGAL	971,971	26,665	14,790	6,740	14,129	644	208
ROMANIA	-	-	-	-	-	-	-
SLOVAKIA	-	-	-	-	-	-	-
SLOVENIA	-	-	-	-	-	-	-
SPAIN	5,556,878	94,985	116,129	57,852	401,009	117,113	12,101
SWEDEN	281,343	37,956	6,227	21,848	12,294	21,955	6,006
SWITZERLAND	1,243,028	3,676	1,594,444	21,978	545,342	207,527	-
TURKEY	7,488,201	822,819	529,591	1,948,555	-	-	-
TURKMENISTAN	-	-	-	-	-	-	-

TOTALS MAY NOT ADD DUE TO ROUNDING

* LESS THAN \$500

FOREIGN MILITARY SALES AGREEMENTS (CONTINUED)
(DOLLARS IN THOUSANDS)

	FY 1997	FY 1998	FY 1999	FY 2000	FY 2001	FY 1950	FY 2001
TUNISIA	17,328	6,142	1,886	11,473	1,583	704,608	
UNITED ARAB EMIRATES	5,089	72,822	47,898	279,072	147,537	2,208,739	
YEMEN	-	-	300	345	852	326,873	
NEAR EAST AND SOUTH ASIA (CONTINUED)	2,971,436	1,759,980	2,718,051	4,362,273	3,704,517	93,252,910	
EUROPE	709	-	1,433	2,699	2,883	11,112	
ALBANIA	21,972	9,757	5,863	10,275	14,287	409,260	
AUSTRIA	122,066	21,222	68,321	36,677	85,653	3,816,933	
BELGIUM	1,255	187	4,509	7,121	2,510	15,753	
BOSNIA-HERZEGOVINA	3,949	3,380	1,088	8,290	21,119	37,826	
BULGARIA	-	-	-	209	304	513	
CROATIA	2,217	2,968	9,184	11,177	6,839	40,510	
CZECH REPUBLIC	32,546	9,556	153,935	15,383	47,361	2,461,754	
DENMARK	893	5,127	2,169	5,762	3,162	17,838	
ESTONIA	287	1,821	4,052	12,535	89,215	3,310,167	
FINLAND	102,270	21,278	74,159	84,632	342,251	2,610,199	
FRANCE	-	1,225	3,019	9,467	3,929	17,640	
GEORGIA	319,870	189,151	328,205	327,389	95,848	13,970,115	
GERMANY	217,664	483,482	359,100	2,088,014	811,701	9,905,248	
GREECE	5,067	5,318	7,651	7,770	3,289	43,981	
HUNGARY	-	-	-	-	-	556	
ICELAND	-	-	45	-	4	1,038	
IRELAND	41,045	95,095	58,998	160,462	814,943	3,256,391	
ITALY	-	1,782	-	2,430	200	4,413	
KAZAKHSTAN	-	-	900	1,137	-	2,037	
KYRGYZSTAN	1,360	4,758	2,895	4,651	2,007	16,167	
LATVIA	2,518	3,991	837	5,082	5,729	18,850	
LITHUANIA	3,760	728	2,436	346	391	19,420	
LUXEMBOURG	1,798	9,510	8,210	4,377	16,503	40,398	
MACEDONIA (FYROM)	-	-	-	109	5,922	6,235	
MALTA	-	745	2,922	1,882	681	6,231	
MOLDOVA	245,595	236,039	129,015	424,296	265,596	9,084,463	
NETHERLANDS	69,019	86,988	82,163	150,490	92,984	3,625,073	
NORWAY	4,191	10,835	24,025	20,787	26,348	93,200	
POLAND	19,075	11,478	308,907	6,013	23,596	1,404,237	
PORTUGAL	320	4,882	13,178	8,657	2,313	48,230	
ROMANIA	1,983	3,062	2,866	6,115	2,895	17,566	
SLOVAKIA	216	5,707	1,889	1,004	1,322	10,346	
SLOVENIA	841,271	71,932	350,299	92,746	63,568	7,763,781	
SPAIN	6,438	2,437	2,881	4,690	3,199	391,415	
SWEDEN	11,714	18,088	85,299	8,957	16,857	3,032,000	
SWITZERLAND	338,016	321,124	347,921	488,661	144,486	13,182,243	
TURKEY	-	-	-	657	-	657	
TURKMENISTAN	-	-	-	-	-	-	

TOTALS MAY NOT ADD DUE TO ROUNDING

* LESS THAN \$500

FOREIGN MILITARY SALES AGREEMENTS (CONTINUED)
(DOLLARS IN THOUSANDS)

	FY 1950	FY 1991	FY 1992	FY 1993	FY 1994	FY 1995	FY 1996
EUROPE (CONTINUED)							
UKRAINE	-	-	-	-	-	-	-
UNITED KINGDOM	11,030,437	172,806	115,106	577,902	161,855	453,002	
UZBEKISTAN	-	-	-	-	-	-	-
YUGOSLAVIA	83,704	-	-	-	-	-	-
AFRICA	1,201,687	15,811	18,107	12,164	5,119	9,857	
BENIN	76	-	-	250	-	-	-
BOTSWANA	15,621	767	2,215	1,745	89	698	
BURUNDI	-	65	7	-	-	-	-
CAMEROON	46,737	563	25	-	-	49	
CAPE VERDE	34	1,598	-	20	2	-	-
CENTRAL AFRICAN REP	451	126	-	-	-	-	-
CHAD	26,144	2,312	110	663	152	728	
COMOROS	-	-	80	-	-	-	-
CONGO (BRAZZAVILLE)	-	13	-	-	-	-	-
CONGO (KINSHASA)	137,441	-	-	-	-	-	-
DJIBOUTI	11,122	870	573	284	43	163	
EQUATORIAL GUINEA	1,509	-	-	-	-	-	-
ERITREA	-	-	-	-	-	190	370
ETHIOPIA	86,561	-	-	1,330	473	327	
GABON	5,779	3	131	81	-	-	-
GAMBIA	542	356	-	1,313	-	-	-
GHANA	528	-	98	711	75	462	
GUINEA	7,398	68	316	448	-	-	-
GUINEA-BISSAU	757	253	375	1,271	-	267	
IVORY COAST	462	1,383	517	-	-	6	
KENYA	239,460	634	-	1,333	2,354	5,110	
LESOTHO	-	6	-	-	-	-	-
LIBERIA	44,893	-	-	-	-	-	-
MADAGASCAR	3,487	-	258	100	-	-	-
MALAWI	4,074	373	30	377	-	88	
MALI	279	-	97	650	-	-	-
MAURITANIA	962	-	-	-	-	-	-
MAURITIUS	-	-	-	650	-	-	-
MOZAMBIQUE	-	-	-	-	229	1	
NAMIBIA	34	-	-	737	60	-	-
NIGER	12,712	1,697	2,150	5	589	-	-
NIGERIA	63,775	-	441	-	-	-	-
RWANDA	1,864	291	-	-	-	144	
SAO TOME & PRINCIPE	1,453	27	-	-	-	-	-
SENEGAL	10,546	3,825	7,288	39	299	216	
SEYCHELLES	241	-	267	1	-	-	-
SIERRA LEONE	2,450	412	587	17	2	-	-
SOMALIA	155,145	-	-	-	-	-	-

TOTALS MAY NOT ADD DUE TO ROUNDING

* LESS THAN \$500

FOREIGN MILITARY SALES AGREEMENTS (CONTINUED)
(DOLLARS IN THOUSANDS)

	FY 1997	FY 1998	FY 1999	FY 2000	FY 2001	FY 2001	FY 1950
	-	1,136	1,415	11,197	3,043	16,791	
552,351	113,612	265,652	330,092	679,826	14,452,642		UKRAINE
-	1,579	2,613	34	1,754	5,980	83,704	UNITED KINGDOM
-	-	-	-	-	-	-	UZBEKISTAN
-	-	-	-	-	-	-	YUGOSLAVIA
11,249	24,291	13,617	14,969	21,151	1,348,022		AFRICA
-	1,552	2,000	-	145	4,024		BENIN
423	597	315	585	1,050	24,104		BOTSWANA
-	-	-	-	-	72		BURUNDI
-	-	-	-	-	47,375		CAMEROON
-	-	1	-	-	1,655		CAPE VERDE
-	-	-	-	3	580		CENTRAL AFRICAN REP
25	1,526	500	187	-	32,347		CHAD
-	-	-	-	-	80		COMOROS
-	-	-	-	-	13		CONGO (BRAZZAVILLE)
-	-	-	-	-	137,441		CONGO (KINSHASA)
33	-	-	-	-	13,089		DJIBOUTI
1,929	28	-	-	-	1,509		EQUATORIAL GUINEA
1,101	11,659	-	-	-	2,517		ERITREA
-	-	-	-	-	101,451		ETHIOPIA
-	-	-	-	70	6,065		GABON
-	-	-	-	-	2,211		GAMBIA
-	1,200	2,045	1,300	676	7,095		GHANA
-	324	52	-	512	9,117		GUINEA
121	-	-	-	-	3,044		GUINEA-BISSAU
182	-	1,700	-	-	4,250		IVORY COAST
779	2,886	5,037	5,255	5,964	268,812		KENYA
-	-	-	-	-	6		LESOTHO
-	-	-	-	-	44,893		LIBERIA
45	-	-	-	-	3,890		MADAGASCAR
-	1,469	-	-	-	6,411		MALAWI
-	1,972	-	600	2,900	6,497		MALI
-	-	-	-	-	962		MAURITANIA
-	-	-	-	-	650		MAURITIUS
-	-	-	-	3	234		MOZAMBIQUE
426	366	30	-	-	3,904		NAMIBIA
-	-	-	-	-	16,513		NIGER
-	64	273	3,500	6,953	74,942		NIGERIA
-	190	-	-	-	2,364		RWANDA
-	-	-	-	-	670		SAO TOME & PRINCIPE
2,000	-	1,276	2,818	1,880	30,186		SENEGAL
62	-	-	323	-	894		SEYCHELLES
-	-	-	-	-	3,469		SIERRA LEONE
-	-	-	-	-	155,145		SOMALIA

TOTALS MAY NOT ADD DUE TO ROUNDING * LESS THAN \$500

FOREIGN MILITARY SALES AGREEMENTS (CONTINUED)

(DOLLARS IN THOUSANDS)

	FY 1950	FY 1991	FY 1992	FY 1993	FY 1994	FY 1995	FY 1996
AFRICA (CONTINUED)							
SOUTH AFRICA	3,149	-	-	-	-	30	1,075
SUDAN	316,369	-	-	-	-	-	-
TANZANIA	76	-	-	-	-	-	-
TOGO	472	-	41	-	-	-	154
UGANDA	82	-	-	-	6	-	-
ZAMBIA	-	-	-	-	122	317	-
ZIMBABWE	-	67	991	-	12	213	-
WESTERN HEMISPHERE	7,595,572	365,272	292,076	326,257	322,047	322,047	234,012
ANTIGUA & BARBUDA	5,055	341	984	431	152	152	-
ARGENTINA	217,222	3,560	9,548	28,943	-	15,268	3,406
BAHAMAS	-	-	-	-	-	-	-
BARBADOS	1,743	698	462	823	87	87	684
BELIZE	2,584	597	273	382	299	299	-
BOLIVIA	15,431	-	-	-	1	-	371
BOLIVIA - INTL NARC	42,119	15,405	13,411	11,842	11,620	11,620	3,449
BRAZIL	560,741	57,791	23,952	52,992	45,709	45,709	43,395
CANADA	3,426,377	135,295	144,014	94,966	175,678	175,678	119,380
CHILE	177,901	4,877	7,150	1,270	3,488	3,488	2,280
COLOMBIA	226,165	13,318	12,636	61,479	19,223	19,223	8,316
COLOMBIA - INTL NARC	55,710	51,824	30,308	19,043	9,266	9,266	7,201
COSTA RICA	29,755	274	121	855	23	23	195
CUBA	4,510	-	-	-	-	-	-
DOMINICA	3,517	300	456	885	51	51	-
DOMINICAN REPUBLIC	28,845	1,833	1,136	897	500	500	407
ECUADOR	152,906	2,603	1,078	5,139	124	124	-
ECUADOR - INTL NARC	426	1,213	308	232	137	137	412
EL SALVADOR	829,361	25,368	9,897	15,331	6,050	6,050	4,128
GUATEMALA	7,953	311	755	603	91	91	-
GUYANA	58,851	-	-	-	-	-	-
HAITI	3,404	-	-	66	14	14	-
HONDURAS	387,507	13,818	7,196	1,363	2,220	2,220	4,817
JAMAICA	27,352	1,413	2,889	1,023	1,148	1,148	7,179
MEXICO	182,939	894	4,479	4,140	1,809	1,809	805
NICARAGUA	5,205	-	-	-	-	-	4,393
PANAMA	33,893	834	64	450	51	51	169
PARAGUAY	1,017	39	5	198	12	12	-
PERU	191,622	923	-	-	-	-	5
PERU - INTL NARC	853	4,249	3	-	-	-	-
ST KITTS AND NEVIS	4,250	92	436	890	15	15	76
ST LUCIA	3,263	409	664	979	301	301	-
ST VINCENT + GREN.	4,143	389	663	624	47	47	-
SURINAME	1	-	-	-	-	-	-

TOTALS MAY NOT ADD DUE TO ROUNDING

* LESS THAN \$500

FOREIGN MILITARY SALES AGREEMENTS (CONTINUED)

(DOLLARS IN THOUSANDS)

	<u>FY 1997</u>	<u>FY 1998</u>	<u>FY 1999</u>	<u>FY 2000</u>	<u>FY 2001</u>	<u>FY 1950</u>	<u>FY 2001</u>
	325	-	388	402	136	5,504	
	-	-	-	-	-	316,369	
	-	24	-	-	-	100	
	-	-	-	-	-	513	
	3,746	433	-	-	-	4,421	
	-	-	-	-	-	439	
	54	-	-	-	858	2,196	
	322,299	194,374	167,832	442,627	210,867	10,473,235	
	262	2	680	-	450	8,357	
	15,536	6,255	19,166	10,537	8,998	338,438	
	51	60	36	-	-	147	
	139	328	-	-	35	4,999	
	314	18	145	77	186	4,875	
	3	449	-	7	997	17,259	
	8,610	1,824	1,769	530	1,259	111,839	
	24,209	31,534	21,196	53,126	8,794	923,437	
	101,078	107,668	71,157	116,228	99,257	4,591,098	
	2,216	1,135	4,304	2,480	2,608	209,707	
	75,154	12,714	8,448	230,470	16,588	684,510	
	175	5,433	2,716	5,567	2,311	189,379	
	-	-	211	1	-	31,611	
	-	-	-	-	-	4,510	
	80	-	161	87	120	5,657	
	186	116	440	184	515	35,060	
	4,168	252	-	-	360	166,630	
	909	76	894	265	135	5,008	
	3,778	6,583	2,973	2,580	1,643	907,692	
	423	-	251	3	145	10,535	
	-	68	-	-	-	58,919	
	72	-	-	182	415	750	
	878	246	-	105	-	9,450	
	917	5,206	558	762	754	427,478	
	276	211	290	731	499	36,637	
	25,850	1,282	8,527	400	21,421	256,134	
	-	-	-	-	-	5,205	
	-	-	128	385	82	36,056	
	19	38	30	19	26	1,404	
	492	4,254	30	127	3,125	200,578	
	90	486	116	433	392	6,623	
	187	-	295	70	105	6,415	
	80	-	140	130	145	6,111	
	136	-	73	130	105	6,309	
	-	-	-	75	-	76	

AFRICA (CONTINUED)

SOUTH AFRICA
SUDAN
TANZANIA
TOGO
UGANDA
ZAMBIA
ZIMBABWE

WESTERN HEMISPHERE
ANTIGUA & BARBUDA

ARGENTINA
BAHAMAS
BARBADOS
BELIZE
BOLIVIA
BOLIVIA - INTL NARC
BRAZIL
CANADA
CHILE
COLOMBIA
COLOMBIA - INTL NARC
COSTA RICA
CUBA
DOMINICA
DOMINICAN REPUBLIC
ECUADOR
ECUADOR - INTL NARC
EL SALVADOR
GRENADA
GUATEMALA
GUYANA
HAITI
HONDURAS
JAMAICA
MEXICO
NICARAGUA
PANAMA
PARAGUAY
PERU
PERU - INTL NARC
ST KITTS AND NEVIS
ST LUCIA
ST VINCENT + GREN.
SURINAME

TOTALS MAY NOT ADD DUE TO ROUNDING * LESS THAN \$500

FOREIGN MILITARY SALES AGREEMENTS (CONTINUED)
(DOLLARS IN THOUSANDS)

	<u>FY 1950</u>	<u>FY 1991</u>	<u>FY 1992</u>	<u>FY 1993</u>	<u>FY 1994</u>	<u>FY 1995</u>	<u>FY 1996</u>
<u>WESTERN HEMISPHERE (CONTINUED)</u>							
TRINIDAD + TOBAGO	823	276	50	1,189	255	332	
URUGUAY	26,956	2,549	707	2,059	2,345	1,732	
VENEZUELA	875,174	23,781	18,429	17,162	26,063	20,882	
NON REGIONAL	846,271	979,458	539,910	366,119	415,059	539,262	
<u>CLASSIFIED TOTALS A/</u>	<u>846,271</u>	<u>979,458</u>	<u>539,910</u>	<u>366,119</u>	<u>415,059</u>	<u>539,262</u>	
<u>INTERNATL. ORG. AND VARIOUS</u>	<u>1,890,920</u>	<u>57,404</u>	<u>149,218</u>	<u>71,432</u>	<u>64,804</u>	<u>38,942</u>	

A/ FOR FURTHER INFORMATION, SEE THE CLASSIFIED ANNEX TO THE CONGRESSIONAL PRESENTATION DOCUMENT FOR FOREIGN OPERATIONS.

FOREIGN MILITARY CONSTRUCTION SALES AGREEMENTS

(DOLLARS IN THOUSANDS)

	FY 1950	FY 1991	FY 1992	FY 1993	FY 1994	FY 1995	FY 1996
<u>WORLDWIDE</u>		18,046,616	147,211	159,662	57,405	24,795	134,547
<u>EAST ASIA AND PACIFIC</u>				620			75
CAMBODIA	1	-	-	-	-	-	-
KOREA (SEOUL)	1	-	-	-	-	-	-
SINGAPORE	-	-	-	-	-	-	75
TAIWAN	-	-	-	620	-	-	-
THAILAND	-	-	-	-	-	-	-
<u>NEAR EAST AND SOUTH ASIA</u>		17,844,946	127,454	147,433	7,652	20,437	128,334
BAHRAIN	21,139	-	-	-	-	-	-
EGYPT	701,160	-	107,485	14,039	1,522	15,582	112,975
IRAN	594	-	-	-	-	-	-
ISRAEL	2,581	-	-	-	-	-	-
JORDAN	985	-	-	-	-	-	-
KUWAIT	131,143	-	15,969	1,080	-	-	-
LIBYA	1,344	-	-	-	-	-	-
MOROCCO	-	-	-	-	-	4,854	1,359
OMAN	1,511	-	-	-	-	-	-
SAUDI ARABIA	16,984,487	-	4,000	132,314	6,130	-	14,000
YEMEN	2	-	-	-	-	-	-
<u>EUROPE</u>		78,611	51	-	43,951	-	-
FRANCE	29	-	-	-	-	-	-
GERMANY	8,905	-	51	-	32,915	-	-
GREECE	9	-	-	-	-	-	-
UNITED KINGDOM	69,668	-	-	-	11,036	-	-
<u>AFRICA</u>		34,975	1,142	2,120	1,144	528	448
BOTSWANA	-	-	194	-	-	-	-
BURUNDI	-	-	-	243	-	-	-
CAMEROON	50	83	-	848	-	-	-
CAPE VERDE	10	53	-	-	121	58	-
CENTRAL AFRICAN REP	85	157	-	-	-	194	-
CHAD	-	-	-	-	-	-	-
DJIBOUTI	800	-	-	-	-	-	-
EQUATORIAL GUINEA	19	-	-	-	-	-	-
ERITREA	-	-	-	-	-	-	-
ETHIOPIA	-	-	-	-	-	276	-
GABON	72	92	-	-	-	-	-
GAMBIA	77	-	-	-	-	-	-
GHANA	390	-	-	437	605	-	-
GUINEA	110	-	-	-	-	-	-
IVORY COAST	692	-	-	-	-	-	209
KENYA	302	-	-	-	-	-	240
LESOTHO	-	194	-	-	-	-	-

TOTALS MAY NOT ADD DUE TO ROUNDING

* LESS THAN \$500

FOREIGN MILITARY CONSTRUCTION SALES AGREEMENTS
(DOLLARS IN THOUSANDS)

FY 1997	FY 1998	FY 1999	FY 2000	FY 2001	FY 1950	FY 2001
30,102	429,817	285,525	287,170	122,725	19,725,576	
313	-	50	-	-	1,059	
48	-	-	-	-	48	
266	-	-	-	-	1	
-	-	-	-	-	340	
-	-	50	-	-	620	
-	-	-	-	-	50	
24,815	324,545	281,281	282,792	121,977	19,311,666	
21,339	101,543	221,923	28,397	57,587	21,139	
-	-	-	-	-	1,383,552	
-	-	-	205,028	64,390	594	
-	-	12,359	-	-	272,000	
-	-	-	-	-	160,551	
3,476	-	-	-	-	1,344	
-	-	-	-	-	9,689	
-	223,002	46,999	49,367	-	1,511	
-	-	-	-	-	17,460,298	
-	-	-	-	-	2	
1,405	98,550	1,975	3,141	-	227,684	
-	-	-	-	-	29	
1,405	98,550	1,975	3,141	-	146,941	
-	-	-	-	-	9	
-	-	-	-	-	80,704	
749	947	44	272	260	42,629	
-	-	-	-	-	194	
-	-	-	-	-	243	
-	-	44	-	-	980	
-	-	-	-	-	286	
-	-	-	272	125	367	
-	-	-	-	-	467	
-	-	-	-	-	800	
-	-	-	-	-	19	
361	947	-	-	-	1,308	
388	-	-	-	-	664	
-	-	-	-	-	164	
-	-	-	-	-	77	
-	-	-	-	-	1,432	
-	-	-	-	-	110	
-	-	-	-	-	901	
-	-	-	-	-	542	
-	-	-	-	-	194	

TOTALS MAY NOT ADD DUE TO ROUNDING * LESS THAN \$500
PAGE 13 AS OF 30 SEP 01

FOREIGN MILITARY CONSTRUCTION SALES AGREEMENTS (CONTINUED)

(DOLLARS IN THOUSANDS)

	<u>FY 1991</u>	<u>FY 1992</u>	<u>FY 1993</u>	<u>FY 1994</u>	<u>FY 1995</u>	<u>FY 1996</u>
<u>AFRICA (CONTINUED)</u>						
LIBERIA	7,300	-	-	-	-	-
MADAGASCAR	177	-	-	-	-	-
MALAWI	496	-	-	-	-	-
MALI	124	-	-	-	-	-
MAURITANIA	326	-	-	-	-	-
MOZAMBIQUE	-	-	-	-	-	-
NIGER	3,719	90	534	153	-	-
RWANDA	112	10	-	-	-	-
SENEGAL	2,728	269	-	-	-	-
SEYHELLES	-	-	-	35	-	-
SIERRA LEONE	550	-	58	-	-	-
SOMALIA	350	-	-	-	-	-
SUDAN	16,484	-	-	-	-	-
TOGO	2	-	-	-	-	-
UGANDA	-	-	-	229	-	-
WESTERN HEMISPHERE	88,082	18,565	9,490	4,659	3,830	5,690
ANTIGUA & BARBUDA	-	20	-	267	-	-
ARGENTINA	-	-	-	-	-	-
BARBADOS	130	297	238	-	-	-
BOLIVIA - INTL NARC	3,202	4,077	2,384	1,671	306	230
CANADA	519	-	-	-	-	-
COLOMBIA	-	-	1,607	388	-	733
COLOMBIA - INTL NARC	1,310	8,197	403	93	451	728
COSTA RICA	752	-	-	-	-	-
ECUADOR - INTL NARC	-	-	-	97	243	752
EL SALVADOR	50,296	2,094	435	2,046	2,442	777
GUATEMALA	2,021	-	-	-	-	-
HAITI	-	-	-	-	-	-
HONDURAS	22,563	3,880	4,423	97	388	2,469
MEXICO	7,203	-	-	-	-	-
PANAMA	-	-	-	-	-	-
ST VINCENT + GREN.	85	-	-	-	-	-
<u>NON-REGIONAL</u>	-	-	-	-	-	-
UNDHA	-	-	-	-	-	-

TOTALS MAY NOT ADD DUE TO ROUNDING

* LESS THAN \$500

FOREIGN MILITARY CONSTRUCTION SALES AGREEMENTS (CONTINUED)

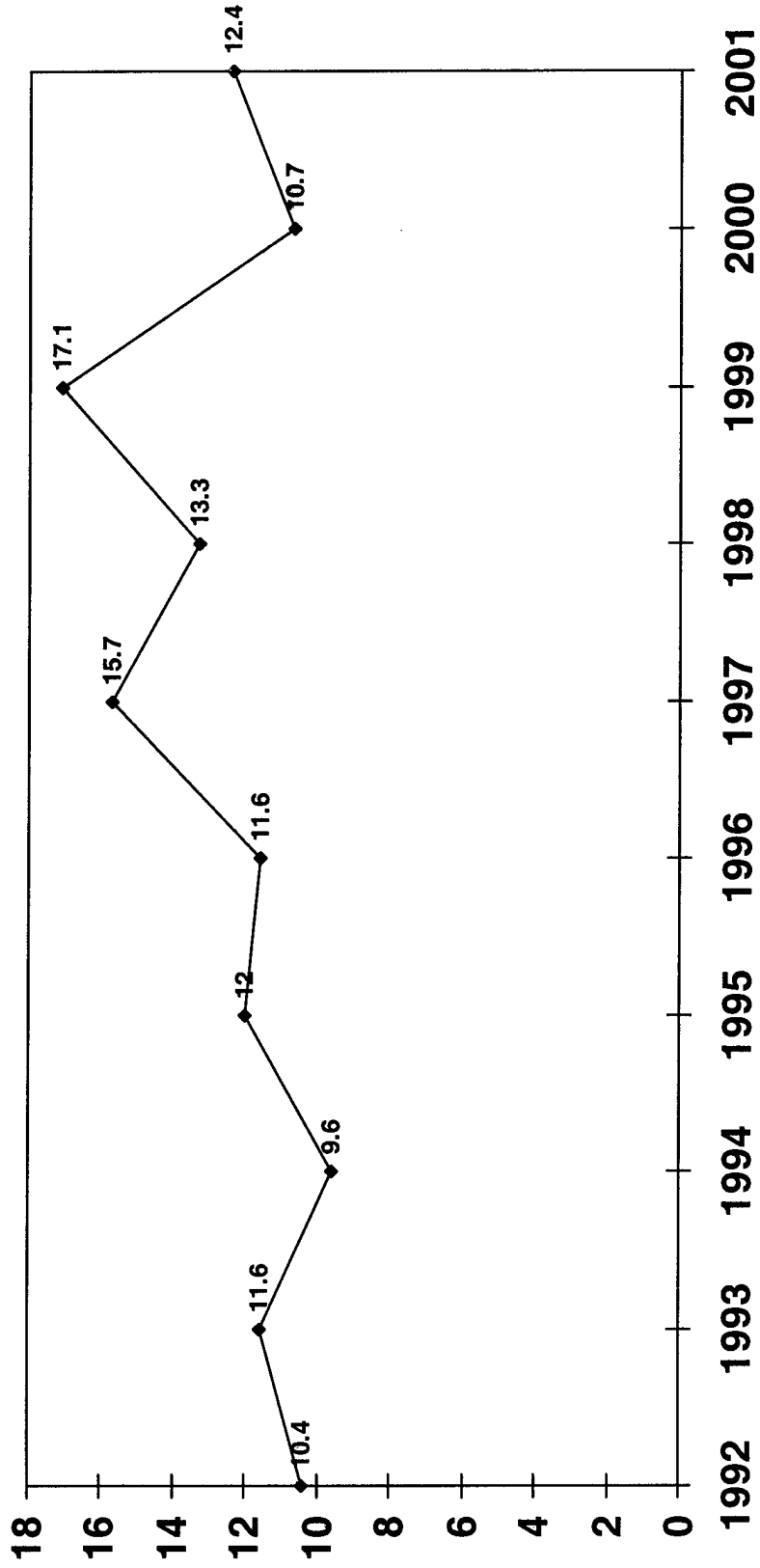
(DOLLARS IN THOUSANDS)

<u>FY 1997</u>	<u>FY 1998</u>	<u>FY 1999</u>	<u>FY 2000</u>	<u>FY 2001</u>	<u>FY 1950</u> <u>FY 2001</u>	
-	-	-	-	-	7,300	LIBERIA
-	-	-	-	-	177	MADAGASCAR
-	-	-	-	-	496	MALAWI
-	-	-	-	-	124	MALI
-	-	-	-	-	326	MAURITANIA
-	-	-	135	-	135	MOZAMBIQUE
-	-	-	-	-	4,496	NIGER
-	-	-	-	-	122	RWANDA
-	-	-	-	-	2,996	SENEGAL
-	-	-	-	-	35	SEYCHELLES
-	-	-	-	-	608	SIERRA LEONE
-	-	-	-	-	350	SOMALIA
-	-	-	-	-	16,484	SUDAN
-	-	-	-	-	2	TOGO
-	-	-	-	-	229	UGANDA
2,820	4,805	2,175	965	488	141,568	WESTERN HEMISPHERE
-	-	-	-	-	287	ANTIGUA & BARBUDA
-	-	-	49	415	463	ARGENTINA
485	-	-	607	-	665	BARBADOS
-	-	-	-	-	12,962	BOLIVIA - INTL NARC
500	-	-	-	-	519	CANADA
-	2,913	-	-	-	3,228	COLOMBIA
-	-	2,175	-	-	16,269	COLOMBIA - INTL NARC
-	-	-	-	-	752	COSTA RICA
1,834	763	-	-	-	1,092	ECUADOR - INTL NARC
-	-	-	-	-	60,687	EL SALVADOR
-	340	-	195	-	2,021	GUATEMALA
-	789	-	114	-	535	HAITI
-	-	-	-	-	34,725	HONDURAS
-	-	-	-	-	7,203	MEXICO
-	-	-	-	73	73	PANAMA
-	-	-	-	-	85	ST VINCENT + GREN.
-	971	-	-	-	971	NON-REGIONAL
-	971	-	-	-	971	UNDHA

TOTALS MAY NOT ADD DUE TO ROUNDING * LESS THAN \$500

PAGE INTENTIONALLY LEFT BLANK

**FOREIGN MILITARY SALES DELIVERIES
INCLUDES CONSTRUCTION
(Dollars in Billions)**



FOREIGN MILITARY SALES DELIVERIES
(DOLLARS IN THOUSANDS)

	FY 1950	FY 1991	FY 1992	FY 1993	FY 1994	FY 1995	FY 1996
WORLDWIDE	142,155,864	10,072,304	11,268,206	9,336,405	11,796,542	11,479,511	
EAST ASIA AND PACIFIC	26,065,998	2,005,720	2,044,378	2,693,501	3,285,400	2,654,721	
AUSTRALIA	6,947,425	156,308	259,167	349,307	303,357	228,349	
BRUNEI	414	-	-	-	-	17	
CAMBODIA	223,417	-	-	-	1,064	455	
CHINA	1,829	-	11,439	20,629	4,230	-	
FIJI	8,542	-	-	-	-	-	
INDOCHINA	579,703	19,956	39,088	16,484	11,464	10,892	
INDONESIA	3,874,138	570,923	378,723	779,392	692,797	752,869	
JAPAN	4,617,507	308,932	302,845	379,432	441,666	339,844	
KOREA (SEOUL)	-	-	-	-	-	-	
LAOS	171,327	3,199	6,197	11,370	9,443	38,722	
MALAYSIA	8,734	-	-	-	-	-	
MYANMAR	243,528	12,211	7,649	9,511	14,697	11,686	
NEW ZEALAND	327	-	-	-	-	-	
PAPUA NEW GUINEA	595,363	98,257	39,710	45,129	57,881	88,765	
REP OF PHILIPPINES	957,553	24,245	78,367	86,793	58,558	80,240	
SINGAPORE	5,485,918	711,405	815,188	844,781	1,334,645	833,050	
TAIWAN	2,349,104	100,281	105,899	150,646	355,558	269,823	
THAILAND	1	4	108	26	40	10	
TONGA	1,167	-	-	-	-	-	
VIETNAM	-	-	-	-	-	-	
NEAR EAST AND SOUTH ASIA	64,153,493	5,321,503	6,518,340	3,608,965	6,374,463	5,448,659	
ALGERIA	3,793	300	1,710	220	6	-	
BAHRAIN	595,116	105,635	67,928	70,731	39,632	38,690	
BANGLADESH	2,450	381	-	-	907	1,659	
EGYPT	6,653,161	1,026,683	1,236,006	888,972	1,478,654	1,083,192	
INDIA	79,661	36	12	31	24	4,497	
IRAN	10,639,132	-	-	-	-	-	
IRAQ	13,152	-	-	-	-	-	
ISRAEL	11,706,831	718,739	773,933	409,221	327,044	385,835	
JORDAN	1,703,939	19,513	24,944	31,490	47,041	15,681	
KUWAIT	1,154,567	802,959	827,107	215,316	472,103	744,799	
LEBANON	552,441	1,307	4,883	3,627	40,875	31,742	
LIBYA	28,249	-	-	-	-	-	
MOROCCO	925,570	37,561	18,696	16,851	22,047	21,464	
NEPAL	1,245	2	1	6	-	-	
OMAN	131,640	5,782	7,414	8,840	5,886	5,157	
PAKISTAN	2,386,838	-	-	-	-	146,410	
QATAR	1,986	260	1,035	833	349	512	
SAUDI ARABIA	26,135,165	2,381,871	3,440,866	1,894,845	3,568,019	2,837,713	
SRI LANKA	1,751	-	5	19	229	57	
SYRIA	1	-	-	-	-	-	
TUNISIA	520,588	15,518	16,529	27,098	26,681	19,072	

TOTALS MAY NOT ADD DUE TO ROUNDING * LESS THAN \$500

FOREIGN MILITARY SALES DELIVERIES

(DOLLARS IN THOUSANDS)

FY 1997	FY 1998	FY 1999	FY 2000	FY 2001	FY 1950 FY 2001
15,609,384	12,908,455	16,919,259	10,499,885	12,154,731	264,200,545
3,948,007	3,389,780	4,660,231	3,830,071	3,160,452	57,738,259
195,888	207,724	269,038	331,043	247,691	9,495,297
705	860	635	287	107	652
-	-	-	-	159	4,164
-	-	-	12	-	259,714
-	-	-	-	-	1,842
13,348	5,183	13,653	-	-	8,542
492,054	409,416	485,171	-	-	709,771
478,029	836,461	590,183	523,628	503,414	9,462,524
14	684	316	1,456,763	750,006	10,501,669
16,814	72,405	46,349	10	55	1,078
16,298	10,863	8,899	426,224	77,346	879,397
-	-	-	19,496	19,781	8,734
28,492	40,056	19,492	-	-	374,618
132,710	232,099	559,508	9,913	20,124	327
2,394,148	1,423,954	2,521,905	138,925	244,524	1,043,182
179,508	150,005	145,082	797,906	1,176,151	2,593,521
*	23	-	125,779	121,094	18,339,051
-	-	-	17	-	4,052,779
-	-	-	-	-	229
7,691,311	6,138,778	6,911,642	3,993,722	4,746,228	1,167
61,171	61,764	48,539	54,248	344,106	1,487,560
2,372	1,055	674	917	6,834	17,249
896,819	570,684	450,408	805,329	881,935	15,971,842
-	171	-	-	-	84,433
-	-	-	-	-	10,639,132
497,165	1,202,736	1,224,351	570,838	759,796	13,152
41,690	46,984	48,675	52,699	80,437	18,576,488
1,213,042	323,176	317,687	348,518	570,578	2,113,092
32,955	8,047	6,979	4,914	6,124	6,989,852
11,268	7,230	4,714	4,723	11,894	693,894
4,835	5,776	6,524	2,640	3,816	28,249
184,403	76,699	415	311	788	1,082,017
4,640,534	3,801,717	4,697,368	2,060,550	2,030,584	127
25	83	5	1	26	1,382
-	-	-	-	-	188,311
12,007	5,619	8,536	3,945	8,305	2,794,351
-	-	-	-	-	7,552
-	-	-	-	-	57,489,232
-	-	-	-	-	2,200
-	-	-	-	-	1
-	-	-	-	-	663,898

TOTALS MAY NOT ADD DUE TO ROUNDING * LESS THAN \$500

FOREIGN MILITARY SALES DELIVERIES (CONTINUED)
(DOLLARS IN THOUSANDS)

	<u>FY 1950</u>	<u>FY 1991</u>	<u>FY 1992</u>	<u>FY 1993</u>	<u>FY 1994</u>	<u>FY 1995</u>	<u>FY 1996</u>
<u>NEAR EAST AND SOUTH ASIA (CONTINUED)</u>							
UNITED ARAB EMIRATES	595,266	204,957	97,270	40,864	344,966	112,181	-
YEMEN	320,951	-	-	-	-	-	-
<u>EUROPE</u>	<u>42,785,820</u>	<u>2,261,024</u>	<u>2,224,075</u>	<u>2,623,183</u>	<u>1,782,145</u>	<u>2,927,224</u>	<u>*</u>
ALBANIA	-	-	-	-	-	2	-
AUSTRIA	226,978	3,586	4,252	3,295	3,108	3,163	3,163
BELGIUM	2,527,202	32,021	12,181	13,411	7,874	157,393	-
BOSNIA-HERZEGOVINA	-	-	-	-	-	-	-
BULGARIA	-	-	-	-	-	-	*
CROATIA	-	-	-	-	-	-	-
CZECH REPUBLIC	-	-	-	-	-	-	-
DENMARK	1,397,233	39,418	46,643	21,052	53,927	234	234
ESTONIA	-	-	-	-	-	15	91,084
FINLAND	11,256	11,494	1,769	6,484	164,958	250,887	268
FRANCE	811,380	35,225	40,875	77,610	64,909	52,488	-
GEORGIA	-	-	-	-	-	-	-
GERMANY	10,277,234	562,951	377,453	151,700	256,956	376,988	-
GREECE	2,587,992	162,905	226,021	235,256	219,869	209,840	-
HUNGARY	-	-	128	2,759	4,509	3,136	-
ICELAND	544	-	-	-	-	-	-
IRELAND	897	-	33	14	5	40	-
ITALY	1,320,616	52,138	72,395	181,439	53,850	76,511	-
KAZAKHSTAN	-	-	-	-	-	-	-
KYRGYZSTAN	-	-	-	-	-	-	-
LATVIA	-	-	-	-	-	4	313
LITHUANIA	-	-	-	-	-	-	355
LUXEMBOURG	-	-	-	-	-	-	616
MACEDONIA (FYROM)	7,777	162	331	343	48	-	-
MALTA	73	50	8	55	16	2	-
MOLDOVA	-	-	-	-	-	-	-
NETHERLANDS	4,870,317	224,524	113,559	139,557	152,703	392,110	-
NORWAY	2,007,036	35,974	27,935	18,927	25,244	134,589	-
POLAND	-	-	-	-	-	-	533
PORTUGAL	373,339	88,869	81,423	227,795	88,431	18,572	-
ROMANIA	-	-	-	-	-	14	-
SLOVAKIA	-	-	-	-	*	-	-
SLOVENIA	-	-	-	-	-	-	-
SPAIN	4,046,479	138,350	202,867	402,709	192,749	411,412	-
SWEDEN	217,817	2,494	57,276	13,663	3,664	18,275	-
SWITZERLAND	1,161,201	13,925	19,995	19,770	13,188	95,290	-
TURKEY	5,065,150	703,369	755,429	930,738	367,858	481,489	-
UKRAINE	-	-	-	-	-	-	-
UNITED KINGDOM	5,791,596	153,571	183,499	176,606	108,261	151,621	-

TOTALS MAY NOT ADD DUE TO ROUNDING

* LESS THAN \$500

FOREIGN MILITARY SALES DELIVERIES (CONTINUED)
(DOLLARS IN THOUSANDS)

	FY 1997	FY 1998	FY 1999	FY 2000	FY 2001	FY 1950
NEAR EAST AND SOUTH ASIA (CONTINUED)						
UNITED ARAB EMIRATES	92,595	26,404	95,896	84,064	40,823	1,735,287
YEMEN	-	-	870	25	54	321,899
EUROPE	3,686,538	2,974,697	5,066,906	2,378,667	3,715,410	72,425,687
ALBANIA	894	586	743	1,553	3,609	7,386
AUSTRIA	74,030	21,166	6,092	7,515	4,532	357,719
BELGIUM	107,115	193,789	249,924	58,449	169,734	3,529,093
BOSNIA-HERZEGOVINA	-	5	584	1,320	8,032	9,941
BULGARIA	-	66	2,298	3,521	4,564	10,449
CROATIA	-	-	-	-	247	247
CZECH REPUBLIC	550	2,403	1,256	3,153	5,594	13,190
DENMARK	48,347	158,933	157,312	46,249	112,239	2,172,438
ESTONIA	365	567	314	1,699	2,522	5,749
FINLAND	398,596	543,611	719,076	713,563	148,218	2,969,912
FRANCE	57,497	35,090	247,746	217,090	142,076	1,781,987
GEORGIA	-	-	19	3,324	5,359	8,702
GERMANY	211,210	189,964	251,075	132,160	332,004	13,119,694
GREECE	717,140	400,231	532,817	315,946	465,532	6,073,549
HUNGARY	109	2,086	1,562	8,252	9,737	32,279
ICELAND	-	1	11	-	-	556
IRELAND	-	-	-	-	45	1,034
ITALY	50,734	42,714	105,713	40,806	98,781	2,095,697
KAZAKHSTAN	-	-	21	110	*	130
KYRGYZSTAN	-	-	-	726	690	1,416
LATVIA	64	1,140	392	2,418	3,221	7,552
LITHUANIA	159	740	1,359	1,722	1,510	5,845
LUXEMBOURG	5,568	508	445	1,058	859	17,715
MACEDONIA (FYROM)	349	1,940	4,671	7,376	9,653	23,989
MALTA	-	-	-	-	-	204
MOLDOVA	-	3	644	1,102	2,797	4,547
NETHERLANDS	167,721	344,636	320,901	160,943	415,931	7,302,903
NORWAY	98,043	119,384	220,016	64,415	215,196	2,966,758
POLAND	174	2,025	2,124	12,705	12,503	30,065
PORTUGAL	70,886	21,133	11,569	20,357	42,568	1,044,943
ROMANIA	5,168	1,887	1,427	3,509	21,286	33,293
SLOVAKIA	9	1,116	982	3,377	4,151	9,635
SLOVENIA	20	174	133	529	1,488	2,344
SPAIN	215,758	133,080	323,747	141,260	269,323	6,477,733
SWEDEN	20,230	8,305	2,986	6,845	2,905	354,461
SWITZERLAND	56,549	106,088	831,832	69,187	362,633	2,749,657
TURKEY	1,153,080	531,944	909,518	216,849	479,457	11,594,880
UKRAINE	-	35	171	896	5,555	6,657
UNITED KINGDOM	226,173	109,346	157,400	106,328	350,499	7,514,900

FOREIGN MILITARY SALES DELIVERIES (CONTINUED)

(DOLLARS IN THOUSANDS)

	FY 1950	FY 1991	FY 1992	FY 1993	FY 1994	FY 1995	FY 1996
EUROPE (CONTINUED)							
UZBEKISTAN		83,704	-	-	-	-	-
YUGOSLAVIA							
AFRICA	1,114,690	27,584	15,517	17,413	13,937	25,369	18
BENIN	11,828	1,184	855	45	32	50	18
BOTSWANA		21	44		800	1,312	2,215
BURUNDI	31,647	417	788		163	46	13,623
CAMEROON	34	875	116		371	6	21
CAPE VERDE	433	1	16		88	19	1
CENTRAL AFRICAN REP	19,479	1,952	3,686		995	3,033	345
CHAD			14		66		
COMOROS		10	4				
CONGO (BRAZZAVILLE)							
CONGO (KINSHASA)	133,515						
DJIBOUTI	7,966	2,096	677		875	399	283
EQUATORIAL GUINEA	239	180	1,091				
ERITREA							
ETHIOPIA	86,561				160	139	54
GABON	5,666	1	34		27	476	818
GAMBIA	433	428	25		1,250	178	33
GHANA	528		4		51	573	293
GUINEA	6,564	85	1,133		364	4	
GUINEA-BISSAU	469	90	22		173	248	237
IVORY COAST	274	198	751		367	28	88
KENYA	201,917	15,142	812		7,143	5,833	4,131
LESOTHO					1		1
LIBERIA	44,893						
MADAGASCAR	2,459	663	186		92	186	105
MALAWI	3,881	155	92		59	89	89
MALI	171	72	37		88	19	27
MAURITANIA	962						
MAURITIUS						1	215
MOZAMBIQUE							
NAMIBIA		39					
NIGER	12,177	1,021	218		213	371	583
NIGERIA	63,662	43	686		369	142	1,582
RWANDA	1,486		511				
SAO TOME & PRINCIPE	1,144		17		65		
SENEGAL	8,695	250	17		10		
SEYCHELLES	27	1,806	2,896		2,975	523	284
SIERRA LEONE	1,857	167	32		24	18	2
SOMALIA	151,863	607	527		285	63	15
SOUTH AFRICA	3,149						9
SUDAN	311,291						

TOTALS MAY NOT ADD DUE TO ROUNDING

* LESS THAN \$500

FOREIGN MILITARY SALES DELIVERIES (CONTINUED)
(DOLLARS IN THOUSANDS)

	FY 1997	FY 1998	FY 1999	FY 2000	FY 2001	FY 1950	FY 2001
EUROPE (CONTINUED)							
UZBEKISTAN	-	-	25	2,354	357	2,736	
YUGOSLAVIA	-	-	-	-	-	83,704	
AFRICA	10,332	12,527	10,579	12,200	9,789	1,269,938	
BENIN	157	6	8		3	319	
BOTSWANA	603	488	371	476	783	20,913	
BURUNDI	-	*	-	-	-	65	
CAMEROON	188	15	2	4	64	46,958	
CAPE VERDE	9	3	1	*	41	1,477	
CENTRAL AFRICAN REP	18	-	*	1	1	577	
CHAD	115	431	1,006	58	243	31,343	
COMOROS	-	-	-	-	-	80	
CONGO (BRAZZAVILLE)	-	-	-	-	-	13	
CONGO (KINSHASA)	-	-	-	-	-	133,515	
DJIBOUTI	49	359	241	12	60	13,017	
EQUATORIAL GUINEA	-	318	13	207	-	1,509	
ERITREA	1,403	554	462	6,765	-	2,134	
ETHIOPIA	22	-	34	*	-	96,553	
GABON	-	-	-	-	-	5,995	
GAMBIA	-	-	-	-	-	2,136	
GHANA	78	5	987	372	367	3,257	
GUINEA	-	336	59	5	132	8,682	
GUINEA-BISSAU	1,052	184	503	144	-	2,979	
IVORY COAST	13	236	103	144	-	2,202	
KENYA	1,961	3,929	1,717	1,503	2,245	246,332	
LESOTHO	2	1	*	*	1	6	
LIBERIA	-	10	45	-	-	44,893	
MADAGASCAR	239	124	368	17	8	3,825	
MALAWI	21	54	965	316	834	5,121	
MALI	-	-	-	-	-	2,603	
MAURITANIA	-	-	-	-	-	962	
MAURITIUS	356	5	-	11	*	589	
MOZAMBIQUE	37	22	2	2	*	63	
NAMIBIA	282	452	463	522	761	3,904	
NIGER	-	-	33	-	285	16,295	
NIGERIA	*	*	74	43	3,132	67,464	
RWANDA	-	*	449	237	32	2,287	
SAO TOME & PRINCIPE	4	-	7	145	67	643	
SENEGAL	1,170	3,908	1,005	224	141	23,627	
SEYHELLES	154	54	*	9	-	488	
SIERRA LEONE	*	15	4	33	-	3,406	
SOMALIA	-	-	-	-	-	151,863	
SOUTH AFRICA	546	419	371	53	206	4,753	
SUDAN	-	-	*	-	-	311,291	

FOREIGN MILITARY SALES DELIVERIES (CONTINUED)

(DOLLARS IN THOUSANDS)

	FY 1950	FY 1991	FY 1992	FY 1993	FY 1994	FY 1995	FY 1996
AFRICA (CONTINUED)							
TANZANIA	1	9	31	32	32	3	-
TOGO	368	40	104	-	-	-	-
UGANDA	51	31	-	-	-	*	64
ZAMBIA	-	-	-	12	170	170	153
ZIMBABWE	-	1	48	265	265	9	77
WESTERN HEMISPHERE	6,368,594	402,246	416,223	338,590	338,590	285,019	342,791
ANTIGUA & BARBUDA	4,155	351	369	509	509	739	154
ARGENTINA	205,960	4,164	5,078	6,794	6,794	11,571	12,644
BAHAMAS	-	-	-	-	-	-	-
BARBADOS	1,183	164	603	533	533	359	491
BELIZE	2,259	299	535	525	525	118	314
BOLIVIA	14,068	1,362	*	62	62	*	371
BOLIVIA - INTL NARC	11,078	20,378	17,447	12,275	12,275	15,254	8,914
BRAZIL	429,488	65,937	25,518	25,139	25,139	24,455	29,858
CANADA	2,782,604	122,502	225,810	169,066	169,066	127,333	153,675
CHILE	173,210	3,841	3,968	4,247	4,247	4,272	2,424
COLOMBIA	174,419	18,061	11,843	18,028	18,028	28,366	44,072
COLOMBIA - INTL NARC	7,123	29,855	34,710	29,375	29,375	25,515	18,547
COSTA RICA	28,244	495	200	592	592	155	920
CUBA	4,510	-	-	-	-	-	-
DOMINICA	2,723	256	301	510	510	559	182
DOMINICAN REPUBLIC	26,364	1,127	1,050	1,108	1,108	1,060	418
ECUADOR	139,876	6,912	4,550	2,526	2,526	1,418	1,502
ECUADOR - INTL NARC	16	321	592	876	876	204	153
EL SALVADOR	703,549	62,709	40,266	25,770	25,770	17,012	16,786
GRENADA	6,575	479	520	537	537	653	406
GUATEMALA	58,535	-	-	-	-	-	-
GUYANA	-	-	-	-	-	22	10
HAITI	3,317	-	-	-	-	-	2,063
HONDURAS	337,306	20,137	12,078	11,384	11,384	3,993	17,212
JAMAICA	21,823	2,336	2,105	1,552	1,552	1,511	2,332
MEXICO	160,813	12,627	4,107	5,924	5,924	2,060	3,310
NICARAGUA	5,205	-	-	-	-	-	-
PANAMA	29,482	1,846	1,878	1,260	1,260	523	130
PARAGUAY	982	16	16	10	10	8	11
PERU	186,678	3,502	-	-	-	-	125
PERU - INTL NARC	238	2,299	-	-	-	-	884
ST KITTS AND NEVIS	3,210	345	411	530	530	485	208
ST LUCIA	2,286	366	363	719	719	599	609
ST VINCENT + GREN.	2,138	317	335	504	504	552	1,366
SURINAME	1	-	-	-	-	-	-
TRINIDAD + TOBAGO	272	464	102	107	107	1,149	164
URUGUAY	24,398	2,979	414	967	967	1,411	1,599

TOTALS MAY NOT ADD DUE TO ROUNDING

* LESS THAN \$500

FOREIGN MILITARY SALES DELIVERIES (CONTINUED)

(DOLLARS IN THOUSANDS)

FY 1997	FY 1998	FY 1999	FY 2000	FY 2001	FY 2001	FY 1950	FY 2001
-	-	-	17	-	-	93	
919	451	1,246	857	9	-	513	
78	2	12	-	11	-	3,628	
22	145	28	169	362	-	439	
206,807	292,404	215,859	223,888	470,314	9,562,735		
98	341	173	138	362	7,386		
5,729	7,296	10,031	10,164	26,651	306,081		
-	47	18	-	21	86		
252	276	266	129	181	4,436		
314	67	162	12	86	4,692		
3	449	*	7	506	16,769		
6,031	6,404	2,615	3,582	3,740	108,517		
37,611	43,183	34,892	60,863	55,069	832,014		
83,086	111,034	95,661	85,840	110,884	4,067,494		
2,334	2,062	2,689	1,085	3,086	203,219		
18,622	61,839	18,420	14,244	219,405	627,320		
4,868	7,941	4,572	6,241	7,846	176,593		
94	137	37	26	39	30,937		
-	-	-	-	-	4,510		
52	307	222	62	300	5,473		
469	324	132	72	892	33,015		
1,169	1,742	1,314	682	1,212	162,902		
45	277	357	726	255	3,823		
5,837	5,519	2,822	13,124	4,438	897,832		
173	497	116	67	271	10,294		
47	3	67	-	-	58,535		
1,886	581	508	182	401	8,939		
3,640	3,842	3,252	1,482	3,222	417,547		
591	589	134	1,122	1,078	35,174		
9,388	2,685	1,783	8,939	4,524	216,161		
*	-	-	-	-	5,205		
192	16	48	*	103	35,479		
16	193	30	21	21	1,326		
244	1,010	1,941	545	697	194,743		
899	924	310	308	106	5,967		
22	216	148	314	312	6,199		
174	234	201	131	327	6,007		
159	289	263	54	144	6,121		
-	-	-	-	2	3		
178	388	577	82	178	3,661		
1,177	856	398	1,034	1,746	36,979		

AFRICA (CONTINUED)

TANZANIA
TOGO
UGANDA
ZAMBIA
ZIMBABWE

WESTERN HEMISPHERE
ANTIGUA & BARBUDA

ARGENTINA

BAHAMAS

BARBADOS

BELIZE

BOLIVIA

BOLIVIA - INTL NARC

BRAZIL

CANADA

CHILE

COLOMBIA

COLOMBIA - INTL NARC

COSTA RICA

CUBA

DOMINICA

DOMINICAN REPUBLIC

ECUADOR

ECUADOR - INTL NARC

EL SALVADOR

GUATEMALA

GUATEMALA

GUYANA

HAITI

HONDURAS

JAMAICA

MEXICO

NICARAGUA

PANAMA

PARAGUAY

PERU

PERU - INTL NARC

ST KITTS AND NEVIS

ST LUCIA

ST VINCENT + GREN.

SURINAME

TRINIDAD + TOBAGO

URUGUAY

TOTALS MAY NOT ADD DUE TO ROUNDING

* LESS THAN \$500

FOREIGN MILITARY SALES DELIVERIES (CONTINUED)

(DOLLARS IN THOUSANDS)

	<u>FY 1991</u>	<u>FY 1992</u>	<u>FY 1993</u>	<u>FY 1994</u>	<u>FY 1995</u>	<u>FY 1996</u>
<u>WESTERN HEMISPHERE (CONTINUED)</u>						
VENEZUELA	813,709	15,798	21,117	17,160	13,665	20,937
<u>INTERNATL. ORG. AND VARIOUS</u>	<u>1,667,269</u>	<u>54,227</u>	<u>49,673</u>	<u>54,754</u>	<u>55,578</u>	<u>80,747</u>

TOTALS MAY NOT ADD DUE TO ROUNDING

* LESS THAN \$500

FOREIGN MILITARY SALES DELIVERIES (CONTINUED)

(DOLLARS IN THOUSANDS)

<u>FY 1997</u>	<u>FY 1998</u>	<u>FY 1999</u>	<u>FY 2000</u>	<u>FY 2001</u>	<u>FY 1950</u> <u>FY 2001</u>
21,408	30,834	31,698	12,610	22,208	1,021,145
<u>66,389</u>	<u>100,269</u>	<u>54,042</u>	<u>61,337</u>	<u>52,538</u>	<u>2,296,824</u>

WESTERN HEMISPHERE (CONTINUED)

VENEZUELA

INTERNATI. ORG. AND VARIOUS

TOTALS MAY NOT ADD DUE TO ROUNDING

* LESS THAN \$500

FOREIGN MILITARY CONSTRUCTION SALES DELIVERIES
(DOLLARS IN THOUSANDS)

	FY 1950	FY 1991	FY 1992	FY 1993	FY 1994	FY 1995	FY 1996
WORLDWIDE		16,006,068	335,131	352,447	269,034	218,217	142,937
EAST ASIA AND PACIFIC				383	151		6
CAMBODIA							
KOREA (SEOUL)	1						
SINGAPORE							
TAIWAN				383	151		6
THAILAND							
NEAR EAST AND SOUTH ASIA							
BAHRAIN	15,895,843		326,908	298,700	234,584	199,427	106,827
EGYPT	18,282		332	1,063	527	265	168
IRAN	244,857		66,850	124,034	139,210	82,980	57,012
ISRAEL	2,581						
JORDAN							
KUWAIT	36,588		43,401	52,471	3,555	8,220	585
LIBYA	1,344						
MOROCCO							
OMAN	1,511					*	11
SAUDI ARABIA	15,589,099		216,326	121,134	91,291	107,961	49,051
YEMEN	2						
EUROPE	8,159		939	43,819	25,082	4,282	27,244
FRANCE	29						
GERMANY	7,867		939	113	18	4,262	27,244
GREECE	9						
UNITED KINGDOM	254			43,706	25,064	20	
AFRICA	29,595		584	423	1,740	516	2,601
BOTSWANA			9	5	2	5	4
BURUNDI					2		*
CAMEROON				*	82	80	62
CAPE VERDE			9	3	2	3	33
CENTRAL AFRICAN REP	85			44	37	9	1
CHAD						*	20
DJIBOUTI	42		58	46	321	7	95
EQUATORIAL GUINEA	*		7	12			
ERITREA							
ETHIOPIA							
GABON	13		17	*	134	5	161
GAMBIA	68		9	*	1		
GHANA	383		4	1	2	162	5
GUINEA	86		9	14	1		
IVORY COAST	457		185	6	1	2	41
KENYA	58		*	*			3
LESOTHO				5	23	3	39

TOTALS MAY NOT ADD DUE TO ROUNDING

* LESS THAN \$500

FOREIGN MILITARY CONSTRUCTION SALES DELIVERIES

(DOLLARS IN THOUSANDS)

	FY 1997	FY 1998	FY 1999	FY 2000	FY 2001	FY 1950	FY 2001
97,521	381,617	187,665	183,147	244,290	18,418,072		
326	50	32	18	1	968		
36	12	-	-	-	48		
290	38	*	1	1	336		
-	-	-	-	-	533		
-	-	32	18	*	50		
83,078	376,008	152,918	174,825	179,694	18,028,811		
264	141	25	6	43	21,116		
45,569	27,303	61,946	93,341	48,942	992,044		
-	-	-	315	9,939	12,836		
-	-	-	-	-	985		
488	15	2,435	352	64	148,175		
-	-	-	-	-	1,344		
3	49	63	2,985	5,991	9,103		
-	-	-	-	-	1,511		
36,754	348,499	88,449	77,825	114,715	16,841,103		
-	-	-	-	-	2		
6,830	584	29,845	5,298	60,143	212,225		
-	-	-	-	-	29		
422	584	28,235	5,298	60,143	135,124		
-	-	-	-	-	9		
6,408	*	1,609	-	-	77,062		
1,324	826	1,051	874	601	40,136		
57	90	10	14	-	194		
-	3	-	-	-	5		
70	315	56	33	20	717		
2	113	40	8	16	230		
*	*	1	30	30	236		
6	13	2	60	208	309		
160	7	2	4	-	742		
-	-	-	-	-	19		
361	31	410	486	-	1,287		
6	15	3	-	-	189		
-	-	-	-	-	164		
-	-	-	-	-	77		
105	13	186	152	41	1,054		
-	-	-	-	-	110		
24	106	12	2	-	836		
390	2	3	52	32	541		
67	20	2	3	7	169		

TOTALS MAY NOT ADD DUE TO ROUNDING * LESS THAN \$500

FOREIGN MILITARY CONSTRUCTION SALES DELIVERIES (CONTINUED)

(DOLLARS IN THOUSANDS)

	FY 1950	FY 1991	FY 1992	FY 1993	FY 1994	FY 1995	FY 1996
<u>AFRICA (CONTINUED)</u>							
LIBERIA	7,300	-	-	-	-	-	-
MADAGASCAR	163	-	-	13	1	-	-
MALAWI	225	-	-	11	*	39	*
MALI	32	6	6	6	64	4	*
MAURITANIA	326	-	-	-	-	-	-
MOZAMBIQUE	-	-	-	-	-	-	-
NIGER	725	85	181	181	987	135	1,971
RWANDA	67	20	12	12	6	-	-
SENEGAL	2,209	159	59	59	35	13	123
SEYCHELLES	-	-	-	-	-	13	*
SIERRA LEONE	522	7	1	1	41	37	-
SOMALIA	350	-	-	-	-	-	-
SUDAN	16,484	-	-	-	-	-	-
TOGO	-	2	1	1	-	-	-
UGANDA	-	-	-	-	-	*	42
<u>WESTERN HEMISPHERE</u>							
ANTIGUA & BARBUDA	72,469	6,700	9,121	9,121	7,477	13,992	6,259
ARGENTINA	-	-	-	-	-	-	20
BARBADOS	-	-	-	246	80	13	45
BOLIVIA - INTL NARC	1,929	1,750	1,957	1,957	1,441	2,100	1,334
CANADA	519	-	-	-	-	-	-
COLOMBIA	-	-	-	35	209	1,644	61
COLOMBIA - INTL NARC	5	316	2,065	2,065	2,024	2,515	565
COSTA RICA	635	-	-	-	117	-	-
ECUADOR - INTL NARC	-	-	-	-	-	67	14
EL SALVADOR	43,650	2,074	2,390	2,390	2,338	2,115	2,284
GUATEMALA	2,021	-	-	-	-	-	-
HAITI	-	-	-	-	-	-	-
HONDURAS	16,429	2,560	2,421	2,421	1,269	5,537	1,936
MEXICO	7,203	-	-	-	-	-	-
PANAMA	-	-	-	-	-	-	-
ST VINCENT + GREN.	78	-	8	8	-	-	-
<u>NON-REGIONAL</u>							
UNDHA	-	-	-	-	-	-	-

TOTALS MAY NOT ADD DUE TO ROUNDING

* LESS THAN \$500

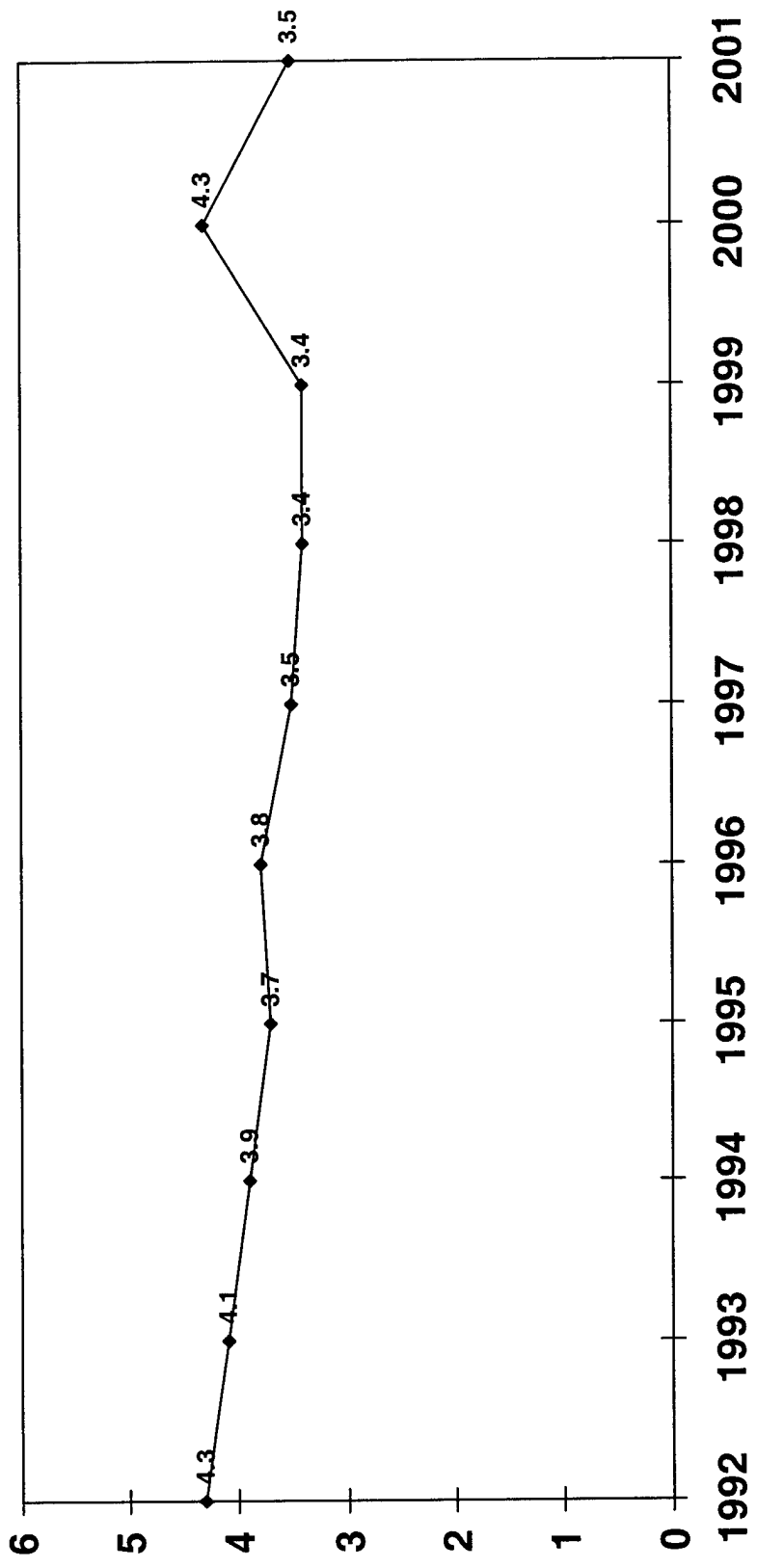
FOREIGN MILITARY CONSTRUCTION SALES DELIVERIES (CONTINUED)

(DOLLARS IN THOUSANDS)

FY 1997	FY 1998	FY 1999	FY 2000	FY 2001	FY 1950	FY 2001
-	-	-	-	-	7,300	-
*	*	203	17	-	177	-
*	-	1	1	1	496	-
-	-	-	-	-	115	-
-	-	-	-	2	326	-
-	-	-	-	20	2	-
-	-	-	-	*	4,104	-
50	92	115	6	64	107	-
15	4	-	3	-	2,926	-
-	-	-	-	-	35	-
-	-	-	-	-	608	-
-	-	-	-	-	350	-
-	-	-	-	-	16,484	-
11	*	6	4	160	2	-
5,963	4,148	3,761	2,131	3,851	135,872	-
-	-	38	23	183	264	-
44	238	-	4	67	72	-
777	521	-	-	-	665	-
-	-	153	132	146	12,239	-
107	547	408	110	*	519	-
1,640	585	157	991	2,550	3,122	-
-	-	-	-	-	13,412	-
896	68	15	523	-	752	-
1,126	1,431	1,660	40	365	1,060	-
-	-	-	310	300	59,955	-
1,374	759	1,330	208	208	2,021	-
-	-	-	-	32	339	-
-	-	-	-	32	34,132	-
-	-	-	-	-	7,203	-
-	-	-	-	-	32	-
-	-	-	-	-	85	-
-	*	59	*	-	59	-
-	*	59	*	-	59	-
AFRICA (CONTINUED)						
LIBERIA						
MADAGASCAR						
MALAWI						
MALI						
MAURITANIA						
MOZAMBIQUE						
NIGER						
RWANDA						
SENEGAL						
SEYCHELLES						
SIERRA LEONE						
SOMALIA						
SUDAN						
TOGO						
UGANDA						
WESTERN HEMISPHERE						
ANTIGUA & BARBUDA						
ARGENTINA						
BARBADOS						
BOLIVIA - INTL NARC						
CANADA						
COLOMBIA						
COLOMBIA - INTL NARC						
COSTA RICA						
ECUADOR - INTL NARC						
EL SALVADOR						
GUATEMALA						
HAITI						
HONDURAS						
MEXICO						
PANAMA						
ST VINCENT + GREN.						
NON-REGIONAL						
UNDHA						

PAGE INTENTIONALLY LEFT BLANK

FOREIGN MILITARY FINANCING PROGRAM (Dollars in Billions)



FOREIGN MILITARY FINANCING PROGRAM

(DOLLARS IN THOUSANDS)

	FY 1950	FY 1991	FY 1992	FY 1993	FY 1994	FY 1995	FY 1996
<u>WORLDWIDE</u>							
PAYMENT WAIVED	71,197,384	4,274,476	4,123,705	3,917,203	3,712,246	3,836,343	
DOD DIRECT	32,596,584	3,929,476	3,268,505	3,147,703	3,154,561	3,292,343	
DOD GUARANTY	10,792,301	345,000	855,200	769,500	557,685	544,000	
	27,808,500	-	-	-	-	-	
<u>EAST ASIA AND PACIFIC</u>	4,959,704	25,000	15,000	750	1,300	2,500	
PAYMENT WAIVED	328,955	25,000	15,000	750	1,300	2,500	
DOD DIRECT	1,123,949	-	-	-	-	-	
DOD GUARANTY	3,506,800	-	-	-	-	-	
<u>AUSTRALIA</u>	115,586	-	-	-	-	-	
DOD DIRECT	115,586	-	-	-	-	-	
<u>CAMBODIA</u>	-	-	-	-	750	1,300	2,000
PAYMENT WAIVED	-	-	-	-	750	1,300	2,000
<u>FIJI</u>	-	-	-	-	-	-	
PAYMENT WAIVED	-	-	-	-	-	-	
<u>INDONESIA</u>	377,340	-	-	-	-	-	
DOD DIRECT	84,140	-	-	-	-	-	
DOD GUARANTY	293,200	-	-	-	-	-	
<u>JAPAN</u>	34,772	-	-	-	-	-	
DOD DIRECT	34,772	-	-	-	-	-	
<u>KOREA (SEOUL)</u>	2,348,573	-	-	-	-	-	
DOD DIRECT	454,390	-	-	-	-	-	
DOD GUARANTY	1,894,183	-	-	-	-	-	
<u>LAOS</u>	-	-	-	-	-	-	500
PAYMENT WAIVED	-	-	-	-	-	-	500
<u>MALAYSIA</u>	176,910	-	-	-	-	-	
PAYMENT WAIVED	-	-	-	-	-	-	
DOD DIRECT	38,071 A/	-	-	-	-	-	
DOD GUARANTY	138,838	-	-	-	-	-	
<u>MONGOLIA</u>	-	-	-	-	-	-	
PAYMENT WAIVED	-	-	-	-	-	-	
<u>NEW ZEALAND</u>	1,492	-	-	-	-	-	
DOD DIRECT	1,492	-	-	-	-	-	

TOTALS MAY NOT ADD DUE TO ROUNDING

* LESS THAN \$500

FOREIGN MILITARY FINANCING PROGRAM.

(DOLLARS IN THOUSANDS)

	FY 1997 C/	FY 1998	FY 1999	FY 2000	FY 2001	FY 1950 FY 2001	
	3,530,286	3,419,707	3,370,240	4,332,802	3,535,429	109,249,821	D/
	3,232,786	3,319,707	3,370,240	4,332,802	3,535,429	67,180,135	WORLDWIDE
	297,500	100,000	-	-	-	14,261,186	PAYMENT WAIVED
	-	-	-	-	-	27,808,500	DOD DIRECT
	-	-	-	-	-	-	DOD GUARANTY
	1,000	-	1,500	2,137	7,316	5,016,207	EAST ASIA AND PACIFIC
	1,000	-	1,500	2,137	7,316	385,458	PAYMENT WAIVED
	-	-	-	-	-	1,123,949	DOD DIRECT
	-	-	-	-	-	3,506,800	DOD GUARANTY
	-	-	-	-	-	-	AUSTRALIA
	-	-	-	-	-	115,586	DOD DIRECT
	-	-	-	-	-	115,586	DOD DIRECT
	1,000	-	-	-	-	5,050	CAMBODIA
	1,000	-	-	-	-	5,050	PAYMENT WAIVED
	-	-	500	350	-	850	FIJI
	-	-	500	350	-	850	PAYMENT WAIVED
	-	-	-	-	-	377,340	INDONESIA
	-	-	-	-	-	84,140	DOD DIRECT
	-	-	-	-	-	293,200	DOD GUARANTY
	-	-	-	-	-	34,772	JAPAN
	-	-	-	-	-	34,772	DOD DIRECT
	-	-	-	-	-	2,348,573	KOREA (SEOUL)
	-	-	-	-	-	454,390	DOD DIRECT
	-	-	-	-	-	1,894,183	DOD GUARANTY
	-	-	-	-	-	500	LAOS
	-	-	-	-	-	500	PAYMENT WAIVED
	-	-	-	-	348	177,258	MALAYSIA
	-	-	-	-	348	348	PAYMENT WAIVED
	-	-	-	-	-	38,071	DOD DIRECT
	-	-	-	-	-	138,838	DOD GUARANTY
	-	-	-	350	2,332	2,682	MONGOLIA
	-	-	-	350	2,332	2,682	PAYMENT WAIVED
	-	-	-	-	-	1,492	NEW ZEALAND
	-	-	-	-	-	1,492	DOD DIRECT

TOTALS MAY NOT ADD DUE TO ROUNDING

* LESS THAN \$500

FOREIGN MILITARY FINANCING PROGRAM (CONTINUED)

(DOLLARS IN THOUSANDS)

	<u>FY 1950</u>	<u>FY 1991</u>	<u>FY 1992</u>	<u>FY 1993</u>	<u>FY 1994</u>	<u>FY 1995</u>	<u>FY 1996</u>
<u>EAST ASIA AND PACIFIC (CONTINUED)</u>							
REP OF PHILIPPINES							
PAYMENT WAIVED	670,038		25,000	15,000	-	-	-
DOD DIRECT	325,938 B/		25,000	15,000	-	-	-
DOD GUARANTY	8,600 A/		-	-	-	-	-
	335,500		-	-	-	-	-
SINGAPORE							
DOD GUARANTY	17,221		-	-	-	-	-
	17,221		-	-	-	-	-
TAIWAN							
DOD DIRECT	547,726		-	-	-	-	-
DOD GUARANTY	187,866		-	-	-	-	-
	359,860		-	-	-	-	-
THAILAND							
PAYMENT WAIVED	670,047		-	-	-	-	-
DOD DIRECT	3,017		-	-	-	-	-
DOD GUARANTY	199,031		-	-	-	-	-
	467,999		-	-	-	-	-
UN TRANSITIONAL AUTHORITY IN EAST TIMOR (UNTAET)							
PAYMENT WAIVED	-		-	-	-	-	-
	-		-	-	-	-	-
<u>NEAR EAST AND SOUTH ASIA</u>	<u>50,522,891</u>		<u>3,153,500</u>	<u>3,152,500</u>	<u>3,109,000</u>	<u>3,107,300</u>	<u>3,200,300</u>
PAYMENT WAIVED	29,957,818		3,153,500	3,152,500	3,109,000	3,107,300	3,200,300
DOD DIRECT	3,585,294		-	-	-	-	-
DOD GUARANTY	16,979,779		-	-	-	-	-
BAHRAIN							
PAYMENT WAIVED	-		1,000	500	-	-	-
	-		1,000	500	-	-	-
BANGLADESH							
PAYMENT WAIVED	-		-	-	-	-	-
EGYPT E/							
PAYMENT WAIVED	14,553,510		1,300,000	1,300,000	1,300,000	1,300,000	1,300,000
DOD GUARANTY	10,003,510		1,300,000	1,300,000	1,300,000	1,300,000	1,300,000
	4,550,000		-	-	-	-	-
INDIA							
DOD DIRECT	27,310		-	-	-	-	-
	27,310		-	-	-	-	-
IRAN							
DOD DIRECT	496,407		-	-	-	-	-
DOD GUARANTY	175,705		-	-	-	-	-
	320,701		-	-	-	-	-

TOTALS MAY NOT ADD DUE TO ROUNDING * LESS THAN \$500
 PAGE 36 AS OF 30 SEP 01

FOREIGN MILITARY FINANCING PROGRAM (CONTINUED)
(DOLLARS IN THOUSANDS)

	<u>FY 1997</u>	<u>FY 1998</u>	<u>FY 1999</u>	<u>FY 2000</u>	<u>FY 2001</u>	<u>FY 1950</u> <u>FY 2001</u>
	-	-	1,000	1,437	2,342	714,817
	-	-	1,000	1,437	2,342	370,717
	-	-	-	-	-	8,600
	-	-	-	-	-	335,500
	-	-	-	-	-	17,221
	-	-	-	-	-	17,221
	-	-	-	-	-	547,726
	-	-	-	-	-	187,866
	-	-	-	-	-	359,860
	-	-	-	-	598	670,645
	-	-	-	-	598	3,615
	-	-	-	-	-	199,031
	-	-	-	-	-	467,999
	-	-	-	-	1,796	1,796
	-	-	-	-	1,796	1,796
	3,130,045	3,152,050	3,263,200	4,249,415	3,354,204	83,394,405
	3,130,045	3,152,050	3,263,200	4,249,415	3,354,204	62,829,332
	-	-	-	-	-	3,585,294
	-	-	-	-	-	16,979,779
	-	-	-	-	-	1,500
	-	-	-	-	-	1,500
	-	1,250	800	-	-	2,050
	-	1,250	800	-	-	2,050
	1,300,000	1,300,000	1,300,000	1,300,000	1,297,140	27,550,650
	1,300,000	1,300,000	1,300,000	1,300,000	1,297,140	23,000,650
	-	-	-	-	-	4,550,000
	-	-	-	-	-	27,310
	-	-	-	-	-	27,310
	-	-	-	-	-	496,407
	-	-	-	-	-	175,705
	-	-	-	-	-	320,701

EAST ASIA AND PACIFIC (CONTINUED)

REP OF PHILIPPINES
PAYMENT WAIVED
DOD DIRECT
DOD GUARANTY

SINGAPORE
DOD GUARANTY

TAIWAN
DOD DIRECT
DOD GUARANTY

THAILAND
PAYMENT WAIVED
DOD DIRECT
DOD GUARANTY

UN TRANSITIONAL AUTHORITY
IN EAST TIMOR (UNTAET)
PAYMENT WAIVED

NEAR EAST AND SOUTH ASIA
PAYMENT WAIVED
DOD DIRECT
DOD GUARANTY

BAHRAIN
PAYMENT WAIVED

BANGLADESH
PAYMENT WAIVED

EGYPT E/
PAYMENT WAIVED
DOD GUARANTY

INDIA
DOD DIRECT

IRAN
DOD DIRECT
DOD GUARANTY

FOREIGN MILITARY FINANCING PROGRAM (CONTINUED)
(DOLLARS IN THOUSANDS)

	FY 1950	FY 1991	FY 1992	FY 1993	FY 1994	FY 1995	FY 1996
<u>NEAR EAST AND SOUTH ASIA (CONTINUED)</u>							
ISRAEL E/F/ PAYMENT WAIVED	30,419,104		1,800,000	1,800,000	1,800,000	1,800,000	1,800,000
DOD DIRECT	19,214,860		1,800,000	1,800,000	1,800,000	1,800,000	1,800,000
DOD GUARANTY	1,667,103		-	-	-	-	-
	9,537,142		-	-	-	-	-
JORDAN	975,479		20,000	9,000	9,000	7,300	100,300
PAYMENT WAIVED	97,794		20,000	9,000	9,000	7,300	100,300
DOD DIRECT	227,048		-	-	-	-	-
DOD GUARANTY	650,637		-	-	-	-	-
LEBANON	243,668		-	-	-	-	-
DOD DIRECT	9,168		-	-	-	-	-
DOD GUARANTY	234,500		-	-	-	-	-
MOROCCO	603,952		22,000	40,000	-	-	-
PAYMENT WAIVED	134,415		22,000	40,000	-	-	-
DOD DIRECT	101,787		-	-	-	-	-
DOD GUARANTY	367,750		-	-	-	-	-
NEPAL	-		-	-	-	-	-
PAYMENT WAIVED	-		-	-	-	-	-
OMAN	202,140		500	1,000	-	-	-
PAYMENT WAIVED	3,000		500	1,000	-	-	-
DOD DIRECT	49,140		-	-	-	-	-
DOD GUARANTY	150,000		-	-	-	-	-
PAKISTAN	2,190,526		-	-	-	-	-
PAYMENT WAIVED	444,369		-	-	-	-	-
DOD DIRECT	1,184,311		-	-	-	-	-
DOD GUARANTY	561,847		-	-	-	-	-
SAUDI ARABIA	254,167		-	-	-	-	-
DOD DIRECT	65,222		-	-	-	-	-
DOD GUARANTY	188,945		-	-	-	-	-
SRI LANKA	2,308		-	-	-	-	-
DOD DIRECT	308		-	-	-	-	-
DOD GUARANTY	2,000		-	-	-	-	-
TUNISIA	542,063		10,000	2,000	-	-	-
PAYMENT WAIVED	59,871		10,000	2,000	-	-	-
DOD DIRECT	78,192 A/		-	-	-	-	-
DOD GUARANTY	404,000		-	-	-	-	-

FOREIGN MILITARY FINANCING PROGRAM (CONTINUED)

(DOLLARS IN THOUSANDS)

	<u>FY 1997</u>	<u>FY 1998</u>	<u>FY 1999</u>	<u>FY 2000</u>	<u>FY 2001</u>	<u>FY 1950</u>	<u>FY 2001</u>
	1,800,000	1,800,000	1,860,000	2,820,000	1,975,644	49,674,748	
	1,800,000	1,800,000	1,860,000	2,820,000	1,975,644	38,470,504	
	-	-	-	-	-	1,667,103	
	-	-	-	-	-	9,537,142	
	30,045	50,000	95,900	124,915	74,835	1,496,774	
	30,045	50,000	95,900	124,915	74,835	619,089	
	-	-	-	-	-	227,048	
	-	-	-	-	-	650,637	
	-	-	-	-	-	243,668	
	-	-	-	-	-	9,168	
	-	-	-	-	-	234,500	
	-	-	4,000	1,500	2,495	673,947	
	-	-	4,000	1,500	2,495	204,410	
	-	-	-	-	-	101,787	
	-	-	-	-	-	367,750	
	-	800	500	-	597	1,897	
	-	800	500	-	597	1,897	
	-	-	-	-	-	203,640	
	-	-	-	-	-	4,500	
	-	-	-	-	-	49,140	
	-	-	-	-	-	150,000	
	-	-	-	-	-	2,190,526	
	-	-	-	-	-	444,369	
	-	-	-	-	-	1,184,311	
	-	-	-	-	-	561,847	
	-	-	-	-	-	254,167	
	-	-	-	-	-	65,222	
	-	-	-	-	-	188,945	
	-	-	-	-	-	2,308	
	-	-	-	-	-	308	
	-	-	-	-	-	2,000	
	-	-	2,000	3,000	3,493	562,556	
	-	-	2,000	3,000	3,493	80,364	
	-	-	-	-	-	78,192	
	-	-	-	-	-	404,000	

NEAR EAST AND SOUTH ASIA (CONTINUED)

ISRAEL E/F/
PAYMENT WAIVED
DOD DIRECT
DOD GUARANTY

JORDAN
PAYMENT WAIVED
DOD DIRECT
DOD GUARANTY

LEBANON
DOD DIRECT
DOD GUARANTY

MOROCCO
PAYMENT WAIVED
DOD DIRECT
DOD GUARANTY

NEPAL
PAYMENT WAIVED

OMAN
PAYMENT WAIVED
DOD DIRECT
DOD GUARANTY

PAKISTAN
PAYMENT WAIVED
DOD DIRECT
DOD GUARANTY

SAUDI ARABIA
DOD DIRECT
DOD GUARANTY

SRI LANKA
DOD DIRECT
DOD GUARANTY

TUNISIA
PAYMENT WAIVED
DOD DIRECT
DOD GUARANTY

TOTALS MAY NOT ADD DUE TO ROUNDING * LESS THAN \$500

FOREIGN MILITARY FINANCING PROGRAM (CONTINUED)
(DOLLARS IN THOUSANDS)

	FY 1950	FY 1991	FY 1992	FY 1993	FY 1994	FY 1995	FY 1996
<u>NEAR EAST AND SOUTH ASIA (CONTINUED)</u>							
YEMEN							
DOD GUARANTY	12,257	-	-	-	-	-	-
	12,257	-	-	-	-	-	-
EUROPE	13,279,300	950,000	950,000	855,250	769,500	560,803	597,850
PAYMENT WAIVED	1,753,476	605,000	605,000	250	-	3,118	53,850
DOD DIRECT	5,446,824	345,000	345,000	855,000	769,500	557,685	544,000
DOD GUARANTY	6,079,000	-	-	-	-	-	-
ALBANIA	-	-	-	-	-	-	2,525
PAYMENT WAIVED	-	-	-	-	-	-	2,525
AUSTRIA	15,713	-	-	-	-	-	-
DOD DIRECT	15,713	-	-	-	-	-	-
BELGIUM	7,793	-	-	-	-	-	-
DOD DIRECT	7,793	-	-	-	-	-	-
BOSNIA-HERZEGOVINA	-	-	-	-	-	-	-
PAYMENT WAIVED	-	-	-	-	-	-	-
BULGARIA	-	-	-	-	-	-	4,275
PAYMENT WAIVED	-	-	-	-	-	-	4,275
CROATIA	-	-	-	-	-	-	-
PAYMENT WAIVED	-	-	-	-	-	-	-
CZECH REPUBLIC	-	-	-	-	-	-	8,900
PAYMENT WAIVED	-	-	-	-	-	-	8,900
ESTONIA	-	-	-	-	-	706	1,500
PAYMENT WAIVED	-	-	-	-	-	706	1,500
FRANCE	80,392	-	-	-	-	-	-
DOD DIRECT	80,392	-	-	-	-	-	-
GEORGIA	-	-	-	-	-	-	-
PAYMENT WAIVED	-	-	-	-	-	-	-
GREECE	4,839,245	350,000	350,000	315,000	283,500	229,635	224,000
PAYMENT WAIVED	59,871	30,000	30,000	-	-	-	-
DOD DIRECT	2,703,774	320,000	320,000	315,000	283,500	229,635	224,000
DOD GUARANTY	2,075,600	-	-	-	-	-	-

TOTALS MAY NOT ADD DUE TO ROUNDING

* LESS THAN \$500

FOREIGN MILITARY FINANCING PROGRAM (CONTINUED)

(DOLLARS IN THOUSANDS)

	FY 1997	FY 1998	FY 1999	FY 2000	FY 2001	FY 2001	FY 1950
	-	-	-	-	-	-	12,257
	-	-	-	-	-	-	12,257
	364,809	244,957	90,700	67,000	148,330	17,928,499	
	67,309	144,957	90,700	67,000	148,330	2,933,990	PAYMENT WAIVED
	297,500	100,000	-	-	-	8,915,509	DOD DIRECT
	-	-	-	-	-	6,079,000	DOD GUARANTY
	100	1,700	4,000	1,600	8,631	18,556	
	100	1,700	4,000	1,600	8,631	18,556	PAYMENT WAIVED
	-	-	-	-	-	15,713	
	-	-	-	-	-	15,713	DOD DIRECT
	-	-	-	-	-	7,793	
	-	-	-	-	-	7,793	DOD DIRECT
	-	-	4,000	-	5,986	9,986	
	-	-	4,000	-	5,986	9,986	PAYMENT WAIVED
	3,000	4,200	9,400	5,000	13,470	39,345	
	3,000	4,200	9,400	5,000	13,470	39,345	PAYMENT WAIVED
	-	-	-	4,000	3,991	7,991	
	-	-	-	4,000	3,991	7,991	PAYMENT WAIVED
	9,087	16,250	7,100	6,000	8,981	56,318	
	9,087	16,250	7,100	6,000	8,981	56,318	PAYMENT WAIVED
	1,500	8,300	4,700	4,000	6,186	26,892	
	1,500	8,300	4,700	4,000	6,186	26,892	PAYMENT WAIVED
	-	-	-	-	-	80,392	
	-	-	-	-	-	80,392	DOD DIRECT
	700	5,350	7,950	3,000	4,490	21,490	
	700	5,350	7,950	3,000	4,490	21,490	PAYMENT WAIVED
	122,500	-	-	-	-	6,363,880	
	122,500	-	-	-	-	89,871	PAYMENT WAIVED
	-	-	-	-	-	4,198,409	DOD DIRECT
	-	-	-	-	-	2,075,600	DOD GUARANTY

NEAR EAST AND SOUTH ASIA (CONTINUED)

YEMEN
DOD GUARANTY

EUROPE
PAYMENT WAIVED
DOD DIRECT
DOD GUARANTY

ALBANIA
PAYMENT WAIVED

AUSTRIA
DOD DIRECT

BELGIUM
DOD DIRECT

BOSNIA-HERZEGOVINA
PAYMENT WAIVED

BULGARIA
PAYMENT WAIVED

CROATIA
PAYMENT WAIVED

CZECH REPUBLIC
PAYMENT WAIVED

ESTONIA
PAYMENT WAIVED

FRANCE
DOD DIRECT

GEORGIA
PAYMENT WAIVED

GREECE
PAYMENT WAIVED
DOD DIRECT
DOD GUARANTY

TOTALS MAY NOT ADD DUE TO ROUNDING * LESS THAN \$500

FOREIGN MILITARY FINANCING PROGRAM (CONTINUED)

(DOLLARS IN THOUSANDS)

	<u>FY 1950</u>	<u>FY 1991</u>	<u>FY 1992</u>	<u>FY 1993</u>	<u>FY 1994</u>	<u>FY 1995</u>	<u>FY 1996</u>
<u>EUROPE (CONTINUED)</u>							
HUNGARY	-	-	-	250	-	-	3,200
PAYMENT WAIVED	-	-	-	250	-	-	3,200
ITALY	292	-	-	-	-	-	-
DOD DIRECT	292	-	-	-	-	-	-
KAZAKHSTAN	-	-	-	-	-	-	-
PAYMENT WAIVED	-	-	-	-	-	-	-
KYRGYZSTAN	-	-	-	-	-	-	-
PAYMENT WAIVED	-	-	-	-	-	-	-
LATVIA	-	-	-	-	-	706	1,500
PAYMENT WAIVED	-	-	-	-	-	706	1,500
LITHUANIA	-	-	-	-	-	706	1,500
PAYMENT WAIVED	-	-	-	-	-	706	1,500
MACEDONIA (FYROM)	-	-	-	-	-	-	750
PAYMENT WAIVED	-	-	-	-	-	-	750
MALTA	-	-	-	-	-	-	-
PAYMENT WAIVED	-	-	-	-	-	-	-
MOLDOVA	-	-	-	-	-	-	-
PAYMENT WAIVED	-	-	-	-	-	-	-
NETHERLANDS	2,200	-	-	-	-	-	-
DOD DIRECT	2,200	-	-	-	-	-	-
POLAND	-	-	-	-	-	1,000	16,475
PAYMENT WAIVED	-	-	-	-	-	1,000	16,475
DOD DIRECT	-	-	-	-	-	-	-
PORTUGAL	527,700	100,000	100,000	90,000	81,000	-	-
PAYMENT WAIVED	284,635	100,000	100,000	-	-	-	-
DOD DIRECT	100,565	-	-	90,000	81,000	-	-
DOD GUARANTY	142,500	-	-	-	-	-	-
ROMANIA	-	-	-	-	-	-	9,275
PAYMENT WAIVED	-	-	-	-	-	-	9,275

TOTALS MAY NOT ADD DUE TO ROUNDING

* LESS THAN \$500

FOREIGN MILITARY FINANCING PROGRAM (CONTINUED)
(DOLLARS IN THOUSANDS)

	<u>FY 1997</u>	<u>FY 1998</u>	<u>FY 1999</u>	<u>FY 2000</u>	<u>FY 2001</u>	<u>FY 1950</u> <u>FY 2001</u>	
							<u>EUROPE (CONTINUED)</u>
10,087	16,600	7,100	6,000	8,981	52,218		HUNGARY
10,087	16,600	7,100	6,000	8,981	52,218		PAYMENT WAIVED
-	-	-	-	-	292		ITALY
-	-	-	-	-	292		DOD DIRECT
1,500	2,250	1,800	1,500	1,896	8,946		KAZAKHSTAN
1,500	2,250	1,800	1,500	1,896	8,946		PAYMENT WAIVED
800	1,350	1,550	1,000	1,846	6,546		KYRGYZSTAN
800	1,350	1,550	1,000	1,846	6,546		PAYMENT WAIVED
1,500	6,950	4,700	4,000	5,188	24,544		LATVIA
1,500	6,950	4,700	4,000	5,188	24,544		PAYMENT WAIVED
1,500	6,950	4,700	4,600	6,486	26,442		LITHUANIA
1,500	6,950	4,700	4,600	6,486	26,442		PAYMENT WAIVED
1,648	19,257	6,000	-	13,619	41,274		MACEDONIA (FYROM)
1,648	19,257	6,000	-	13,619	41,274		PAYMENT WAIVED
-	-	300	450	2,993	3,743		MALTA
-	-	300	450	2,993	3,743		PAYMENT WAIVED
800	3,450	1,250	1,250	1,795	8,545		MOLDOVA
800	3,450	1,250	1,250	1,795	8,545		PAYMENT WAIVED
-	-	-	-	-	2,200		NETHERLANDS
-	-	-	-	-	2,200		DOD DIRECT
12,587	124,700	6,600	8,000	12,274	181,636		POLAND
12,587	24,700	6,600	8,000	12,274	81,636		PAYMENT WAIVED
-	100,000	-	-	-	100,000		DOD DIRECT
-	-	-	-	-	798,700		PORTUGAL
-	-	-	-	-	384,635		PAYMENT WAIVED
-	-	-	-	-	271,565		DOD DIRECT
-	-	-	-	-	142,500		DOD GUARANTY
6,500	13,900	6,500	6,200	16,962	59,337		ROMANIA
6,500	13,900	6,500	6,200	16,962	59,337		PAYMENT WAIVED

TOTALS MAY NOT ADD DUE TO ROUNDING * LESS THAN \$500

FOREIGN MILITARY FINANCING PROGRAM (CONTINUED)

(DOLLARS IN THOUSANDS)

	<u>FY 1950</u>	<u>FY 1991</u>	<u>FY 1992</u>	<u>FY 1993</u>	<u>FY 1994</u>	<u>FY 1995</u>	<u>FY 1996</u>
<u>EUROPE (CONTINUED)</u>							
RUSSIA	-	-	-	-	-	-	-
PAYMENT WAIVED							
SLOVAKIA	-	-	-	-	-	-	3,550
PAYMENT WAIVED							3,550
SLOVENIA	-	-	-	-	-	-	400
PAYMENT WAIVED							400
SPAIN	2,415,100	-	-	-	-	-	-
DOD DIRECT	890,100	-	-	-	-	-	-
DOD GUARANTY	1,525,000	-	-	-	-	-	-
TURKEY	5,390,865	500,000	450,000	405,000	405,000	328,050	320,000
PAYMENT WAIVED	1,408,970	475,000	-	-	-	-	-
DOD DIRECT	1,645,995 A/	25,000	450,000	405,000	405,000	328,050	320,000
DOD GUARANTY	2,335,900	-	-	-	-	-	-
TURKMENISTAN	-	-	-	-	-	-	-
PAYMENT WAIVED							
UKRAINE	-	-	-	-	-	-	-
PAYMENT WAIVED							
UZBEKISTAN	-	-	-	-	-	-	-
PAYMENT WAIVED							
<u>AFRICA</u>	681,000	7,205	12,937	1,385	1,330	1,330	9,043
PAYMENT WAIVED	95,588	7,205	12,937	1,385	1,330	1,330	9,043
DOD DIRECT	147,734	-	-	-	-	-	-
DOD GUARANTY	437,677	-	-	-	-	-	-
ANGOLA	-	-	-	-	-	-	2,000
PAYMENT WAIVED							2,000
BENIN	77	-	250	-	-	-	-
PAYMENT WAIVED	77	-	250	-	-	-	-
BOTSWANA	21,596	-	1,800	-	-	-	-
PAYMENT WAIVED	3,596	-	1,800	-	-	-	-
DOD DIRECT	5,000	-	-	-	-	-	-
DOD GUARANTY	13,000	-	-	-	-	-	-

TOTALS MAY NOT ADD DUE TO ROUNDING * LESS THAN \$500

FOREIGN MILITARY FINANCING PROGRAM (CONTINUED)

(DOLLARS IN THOUSANDS)

FY 1997	FY 1998	FY 1999	FY 2000	FY 2001	FY 1950 FY 2001	EUROPE (CONTINUED)
2,250	2,250	-	-	-	4,500	RUSSIA
2,250	2,250	-	-	-	4,500	PAYMENT WAIVED
6,000	3,200	3,200	2,800	11,135	29,885	SLOVAKIA
6,000	3,200	3,200	2,800	11,135	29,885	PAYMENT WAIVED
1,000	2,500	2,600	2,000	5,487	13,987	SLOVENIA
1,000	2,500	2,600	2,000	5,487	13,987	PAYMENT WAIVED
-	-	-	-	-	2,415,100	SPAIN
-	-	-	-	-	890,100	DOD DIRECT
-	-	-	-	-	1,525,000	DOD GUARANTY
175,000	-	-	-	-	7,568,915	TURKEY
-	-	-	-	-	1,883,970	PAYMENT WAIVED
175,000	-	-	-	-	3,349,045	DOD DIRECT
-	-	-	-	-	2,335,900	DOD GUARANTY
500	450	600	600	699	2,849	TURKMENISTAN
500	450	600	600	699	2,849	PAYMENT WAIVED
5,250	3,800	5,000	3,250	4,789	22,089	UKRAINE
5,250	3,800	5,000	3,250	4,789	22,089	PAYMENT WAIVED
1,000	1,550	1,650	1,750	2,445	8,395	UZBEKISTAN
1,000	1,550	1,650	1,750	2,445	8,395	PAYMENT WAIVED
9,249	17,350	8,200	10,250	18,697	776,646	AFRICA
9,249	17,350	8,200	10,250	18,697	191,234	PAYMENT WAIVED
-	-	-	-	-	147,734	DOD DIRECT
-	-	-	-	-	437,677	DOD GUARANTY
-	-	-	-	-	2,000	ANGOLA
-	-	-	-	-	2,000	PAYMENT WAIVED
-	3,200	-	-	-	3,527	BENIN
-	3,200	-	-	-	3,527	PAYMENT WAIVED
-	-	-	-	-	24,933	BOTSWANA
-	-	-	-	1,597	6,993	PAYMENT WAIVED
-	-	-	-	-	5,000	DOD DIRECT
-	-	-	-	-	13,000	DOD GUARANTY

TOTALS MAY NOT ADD DUE TO ROUNDING

* LESS THAN \$500

FOREIGN MILITARY FINANCING PROGRAM (CONTINUED)
(DOLLARS IN THOUSANDS)

	<u>FY 1950</u>	<u>FY 1991</u>	<u>FY 1992</u>	<u>FY 1993</u>	<u>FY 1994</u>	<u>FY 1995</u>	<u>FY 1996</u>
<u>AFRICA (CONTINUED)</u>							
BURUNDI	315	-	-	-	-	-	-
PAYMENT WAIVED	315	-	-	-	-	-	-
CAMEROON	27,428	-	-	-	-	-	-
PAYMENT WAIVED	1,028	-	-	-	-	-	-
DOD DIRECT	5,000	-	-	-	-	-	-
DOD GUARANTY	21,400	-	-	-	-	-	-
CAPE VERDE	1,860	225	-	-	-	-	-
PAYMENT WAIVED	1,860	225	-	-	-	-	-
CENTRAL AFRICAN REP	370	-	-	-	-	-	-
PAYMENT WAIVED	370	-	-	-	-	-	-
CHAD	4,646	-	-	-	-	-	-
PAYMENT WAIVED	4,646	-	-	-	-	-	-
COMOROS	85	-	-	-	-	-	-
PAYMENT WAIVED	85	-	-	-	-	-	-
CONGO (BRAZZAVILLE)	13	-	-	-	-	-	-
PAYMENT WAIVED	13	-	-	-	-	-	-
CONGO (KINSHASA)	134,536	-	-	-	-	-	-
PAYMENT WAIVED	2,986	-	-	-	-	-	-
DOD DIRECT	91,500	-	-	-	-	-	-
DOD GUARANTY	40,050	-	-	-	-	-	-
DJIBOUTI	3,581	-	-	-	-	-	-
PAYMENT WAIVED	3,581	-	-	-	-	-	-
EQUATORIAL GUINEA	319	-	-	-	-	-	-
PAYMENT WAIVED	319	-	-	-	-	-	-
ERITREA	-	-	-	-	200	460	2,613
PAYMENT WAIVED	-	-	-	-	200	460	2,613
ETHIOPIA	36,000	-	-	-	500	300	1,430
PAYMENT WAIVED	-	-	-	-	500	300	1,430
DOD DIRECT	36,000	-	-	-	-	-	-
GABON	15,557	-	-	-	-	-	-
PAYMENT WAIVED	357	-	-	-	-	-	-
DOD DIRECT	2,000	-	-	-	-	-	-

TOTALS MAY NOT ADD DUE TO ROUNDING

* LESS THAN \$500

FOREIGN MILITARY FINANCING PROGRAM (CONTINUED)
(DOLLARS IN THOUSANDS)

<u>FY 1997</u>	<u>FY 1998</u>	<u>FY 1999</u>	<u>FY 2000</u>	<u>FY 2001</u>	<u>FY 1950</u> <u>FY 2001</u>	
-	-	-	-	-	315	AFRICA (CONTINUED)
-	-	-	-	-	315	BURUNDI
-	-	-	-	-		PAYMENT WAIVED
-	-	-	-	-	27,428	CAMEROON
-	-	-	-	-	1,028	PAYMENT WAIVED
-	-	-	-	-	5,000	DOD DIRECT
-	-	-	-	-	21,400	DOD GUARANTY
-	-	-	-	-	2,085	CAPE VERDE
-	-	-	-	-	2,085	PAYMENT WAIVED
-	-	-	-	-	370	CENTRAL AFRICAN REP
-	-	-	-	-	370	PAYMENT WAIVED
-	-	-	-	-	4,646	CHAD
-	-	-	-	-	4,646	PAYMENT WAIVED
-	-	-	-	-	85	COMOROS
-	-	-	-	-	85	PAYMENT WAIVED
-	-	-	-	-	13	CONGO (BRAZZAVILLE)
-	-	-	-	-	13	PAYMENT WAIVED
-	-	-	-	-	134,536	CONGO (KINSHASA)
-	-	-	-	-	2,986	PAYMENT WAIVED
-	-	-	-	-	91,500	DOD DIRECT
-	-	-	-	-	40,050	DOD GUARANTY
-	-	-	-	100	3,681	DJIBOUTI
-	-	-	-	100	3,681	PAYMENT WAIVED
-	-	-	-	-	319	EQUATORIAL GUINEA
-	-	-	-	-	319	PAYMENT WAIVED
1,750	1,000	-	-	-	6,023	ERITREA
1,750	1,000	-	-	-	6,023	PAYMENT WAIVED
1,000	1,000	2,900	-	-	43,130	ETHIOPIA
1,000	1,000	2,900	-	-	7,130	PAYMENT WAIVED
-	-	-	-	-	36,000	DOD DIRECT
-	-	-	-	-	15,557	GABON
-	-	-	-	-	357	PAYMENT WAIVED
-	-	-	-	-	2,000	DOD DIRECT

TOTALS MAY NOT ADD DUE TO ROUNDING

* LESS THAN \$500

FOREIGN MILITARY FINANCING PROGRAM (CONTINUED)
(DOLLARS IN THOUSANDS)

	<u>FY 1950</u>	<u>FY 1991</u>	<u>FY 1992</u>	<u>FY 1993</u>	<u>FY 1994</u>	<u>FY 1995</u>	<u>FY 1996</u>
<u>AFRICA (CONTINUED)</u>							
DOD GUARANTY	13,200	-	-	-	-	-	-
GAMBIA	550	100	100	1,300	-	-	-
PAYMENT WAIVED	550	100	100	1,300	-	-	-
GHANA	950	200	200	600	285	-	-
PAYMENT WAIVED	950	200	200	600	285	-	-
GUINEA	1,190	150	150	100	-	-	-
PAYMENT WAIVED	1,190	150	150	100	-	-	-
GUINEA-BISSAU	655	100	100	1,700	-	-	-
PAYMENT WAIVED	655	100	100	1,700	-	-	-
IVORY COAST	2,817	-	-	-	-	-	-
PAYMENT WAIVED	2,817	-	-	-	-	-	-
KENYA	158,379	-	-	-	-	-	-
PAYMENT WAIVED	379	-	-	-	-	-	-
DOD DIRECT	3,000	-	-	-	-	-	-
DOD GUARANTY	155,000	-	-	-	-	-	-
LESOTHO	200	-	-	-	-	-	-
PAYMENT WAIVED	200	-	-	-	-	-	-
LIBERIA	28,515	-	-	-	-	-	-
DOD DIRECT	4,851	-	-	-	-	-	-
DOD GUARANTY	23,664	-	-	-	-	-	-
MADAGASCAR	561	-	-	-	-	-	-
PAYMENT WAIVED	561	-	-	-	-	-	-
MALAWI	1,491	-	-	-	-	-	-
PAYMENT WAIVED	1,491 A/B/	-	-	-	-	-	-
MALI	48	100	100	747	-	-	-
PAYMENT WAIVED	-	100	100	747	-	-	-
DOD DIRECT	48	-	-	-	-	-	-
MAURITIUS	650	-	-	-	-	-	-
PAYMENT WAIVED	650	-	-	-	-	-	-

TOTALS MAY NOT ADD DUE TO ROUNDING

* LESS THAN \$500

FOREIGN MILITARY FINANCING PROGRAM (CONTINUED)

(DOLLARS IN THOUSANDS)

<u>FY 1997</u>	<u>FY 1998</u>	<u>FY 1999</u>	<u>FY 2000</u>	<u>FY 2001</u>	<u>FY 1950</u> <u>FY 2001</u>	
-	-	-	-	-	13,200	AFRICA (CONTINUED) DOD GUARANTY
-	-	-	-	-	1,950	GAMBIA PAYMENT WAIVED
-	3,300	1,300	-	500	7,135	GHANA PAYMENT WAIVED
-	3,300	1,300	-	500	7,135	
-	-	-	-	3,000	4,440	GUINEA PAYMENT WAIVED
-	-	-	-	3,000	4,440	
-	-	-	-	-	2,455	GUINEA-BISSAU PAYMENT WAIVED
-	-	-	-	-	2,455	
-	1,200	500	-	-	4,517	IVORY COAST PAYMENT WAIVED
-	1,200	500	-	-	4,517	
-	-	-	-	1,000	159,379	KENYA PAYMENT WAIVED
-	-	-	-	1,000	1,379	DOD DIRECT
-	-	-	-	-	3,000	DOD GUARANTY
-	-	-	-	-	155,000	
-	-	-	-	-	200	LESOTHO PAYMENT WAIVED
-	-	-	-	-	200	
-	-	-	-	-	28,515	LIBERIA DOD DIRECT
-	-	-	-	-	4,851	DOD GUARANTY
-	-	-	-	-	23,664	
-	-	-	-	-	561	MADAGASCAR PAYMENT WAIVED
-	-	-	-	-	561	
569	900	-	-	-	2,960	MALAWI PAYMENT WAIVED
569	900	-	-	-	2,960	
-	1,600	600	-	200	3,295	MALI PAYMENT WAIVED
-	1,600	600	-	200	3,247	DOD DIRECT
-	-	-	-	-	48	
-	-	-	-	-	650	MAURITIUS PAYMENT WAIVED
-	-	-	-	-	650	

TOTALS MAY NOT ADD DUE TO ROUNDING

* LESS THAN \$500

FOREIGN MILITARY FINANCING PROGRAM (CONTINUED)

(DOLLARS IN THOUSANDS)

	<u>FY 1950</u>	<u>FY 1991</u>	<u>FY 1992</u>	<u>FY 1993</u>	<u>FY 1994</u>	<u>FY 1995</u>	<u>FY 1996</u>
<u>AFRICA (CONTINUED)</u>							
MOZAMBIQUE	-	-	-	-	400	-	200
PAYMENT WAIVED					400		200
NAMIBIA	3,000	3,000	100	600	-	270	400
PAYMENT WAIVED			100	600	-	270	400
NIGER	9,969	4,469 A/	600	600	-	-	-
PAYMENT WAIVED			600	600	-	-	-
DOD GUARANTY	5,500	-	-	-	-	-	-
NIGERIA	369	-	-	-	-	-	-
PAYMENT WAIVED	34	-	-	-	-	-	-
DOD DIRECT	335	-	-	-	-	-	-
RWANDA	1,854	-	-	525	-	300	400
PAYMENT WAIVED	354	-	-	525	-	300	400
DOD GUARANTY	1,500	-	-	-	-	-	-
SAO TOME & PRINCIPE	295	100	100	190	-	-	-
PAYMENT WAIVED	295	100	100	190	-	-	-
SENEGAL	14,853	5,000	5,000	2,700	-	-	-
PAYMENT WAIVED	6,853 A/	5,000	5,000	2,700	-	-	-
DOD GUARANTY	8,000	-	-	-	-	-	-
SEYCHELLES	405	40	40	110	-	-	-
PAYMENT WAIVED	405	40	40	110	-	-	-
SIERRA LEONE	2,988	60	60	-	-	-	-
PAYMENT WAIVED	2,988 A/	60	60	-	-	-	-
SOMALIA	55,066	-	-	-	-	-	-
DOD GUARANTY	55,066	-	-	-	-	-	-
SOUTH AFRICA	-	-	-	-	-	-	-
PAYMENT WAIVED	-	-	-	-	-	-	-
SUDAN	148,275	46,977 A/	-	-	-	-	-
PAYMENT WAIVED	46,977 A/	-	-	-	-	-	-
DOD GUARANTY	101,297	-	-	-	-	-	-
TANZANIA	50	-	-	100	-	-	-
PAYMENT WAIVED	50	-	-	100	-	-	-

TOTALS MAY NOT ADD DUE TO ROUNDING

* LESS THAN \$500

FOREIGN MILITARY FINANCING PROGRAM (CONTINUED)
(DOLLARS IN THOUSANDS)

	<u>FY 1997</u>	<u>FY 1998</u>	<u>FY 1999</u>	<u>FY 2000</u>	<u>FY 2001</u>	<u>FY 1950</u> <u>FY 2001</u>	
	-	-	-	-	-	600	AFRICA (CONTINUED)
	-	-	-	-	-	600	MOZAMBIQUE PAYMENT WAIVED
	-	-	-	-	-	4,370	NAMIBIA PAYMENT WAIVED
	-	-	-	-	-	11,169	NIGER PAYMENT WAIVED
	-	-	-	-	-	5,669	DOD GUARANTY
	-	-	-	-	-	5,500	
	-	-	-	10,000	10,000	20,369	NIGERIA PAYMENT WAIVED
	-	-	-	10,000	10,000	20,034	DOD DIRECT
	-	-	-	-	-	335	
	-	-	-	-	-	3,079	RWANDA PAYMENT WAIVED
	-	-	-	-	-	1,579	DOD GUARANTY
	-	-	-	-	-	1,500	
	-	-	-	-	-	585	SAO TOME & PRINCIPE PAYMENT WAIVED
	-	-	-	-	-	585	
1,965	900	900	2,600	-	800	28,818	SENEGAL PAYMENT WAIVED
1,965	900	900	2,600	-	800	20,818	DOD GUARANTY
-	-	-	-	-	-	8,000	
-	-	-	-	-	-	555	SEYCHELLES PAYMENT WAIVED
-	-	-	-	-	-	555	
-	-	-	-	-	-	3,048	SIERRA LEONE PAYMENT WAIVED
-	-	-	-	-	-	3,048	
-	-	-	-	-	-	55,066	SOMALIA DOD GUARANTY
-	-	-	-	-	-	55,066	
-	350	350	300	250	1,000	1,900	SOUTH AFRICA PAYMENT WAIVED
-	350	350	300	250	1,000	1,900	
-	-	-	-	-	-	148,275	SUDAN PAYMENT WAIVED
-	-	-	-	-	-	46,977	DOD GUARANTY
-	-	-	-	-	-	101,297	
-	-	-	-	-	-	150	TANZANIA PAYMENT WAIVED
-	-	-	-	-	-	150	

TOTALS MAY NOT ADD DUE TO ROUNDING * LESS THAN \$500

FOREIGN MILITARY FINANCING PROGRAM (CONTINUED)

(DOLLARS IN THOUSANDS)

	<u>FY 1950</u>	<u>FY 1991</u>	<u>FY 1992</u>	<u>FY 1993</u>	<u>FY 1994</u>	<u>FY 1995</u>	<u>FY 1996</u>
<u>AFRICA (CONTINUED)</u>							
TOGO	348	-	-	-	-	-	-
PAYMENT WAIVED	348	-	-	-	-	-	-
UGANDA	40	30	425	425	-	-	2,000
PAYMENT WAIVED	40	30	425	425	-	-	2,000
ZAMBIA	-	150	300	300	-	-	-
PAYMENT WAIVED	-	150	300	300	-	-	-
ZIMBABWE	1,100	250	890	890	-	-	-
PAYMENT WAIVED	1,100	250	890	890	-	-	-
WESTERN HEMISPHERE	1,673,663	110,416	61,361	61,361	12,227	16,998	2,000
PAYMENT WAIVED	403,030	110,416	61,361	61,361	12,227	16,998	2,000
DOD DIRECT	465,390	-	-	-	-	-	-
DOD GUARANTY	805,243	-	-	-	-	-	-
ANTIGUA & BARBUDA	1,410	870	80	80	37	40	50
PAYMENT WAIVED	1,410	870	80	80	37	40	50
ARGENTINA	179,379	1,000	-	-	-	-	-
PAYMENT WAIVED	3,500	1,000	-	-	-	-	-
DOD DIRECT	63,240	-	-	-	-	-	-
DOD GUARANTY	112,639	-	-	-	-	-	-
BAHAMAS	-	-	-	-	-	40	75
PAYMENT WAIVED	-	-	-	-	-	40	75
BARBADOS	1,840	850	80	80	37	95	200
PAYMENT WAIVED	1,840	850	80	80	37	95	200
BELIZE	500	500	500	500	160	-	75
PAYMENT WAIVED	500	500	500	500	160	-	75
BOLIVIA	96,228	25,000	18,595	18,595	2,967	3,229	-
PAYMENT WAIVED	73,228	25,000	18,595	18,595	2,967	3,229	-
DOD DIRECT	8,000	-	-	-	-	-	-
DOD GUARANTY	15,000	-	-	-	-	-	-
BOLIVIA - INTL NARC	1,000	-	-	-	-	-	-
PAYMENT WAIVED	1,000	-	-	-	-	-	-

TOTALS MAY NOT ADD DUE TO ROUNDING

* LESS THAN \$500

FOREIGN MILITARY FINANCING PROGRAM (CONTINUED)

(DOLLARS IN THOUSANDS)

FY 1997	FY 1998	FY 1999	FY 2000	FY 2001	FY 1950	FY 2001
-	-	-	-	-	348	348
-	-	-	-	-	PAYMENT WAIVED	PAYMENT WAIVED
3,965	3,900	-	-	-	10,360	10,360
3,965	3,900	-	-	-	PAYMENT WAIVED	PAYMENT WAIVED
-	-	-	-	500	950	950
-	-	-	-	500	PAYMENT WAIVED	PAYMENT WAIVED
-	-	-	-	-	2,240	2,240
-	-	-	-	-	PAYMENT WAIVED	PAYMENT WAIVED
2,000	5,350	6,640	4,000	6,682	1,901,338	1,901,338
2,000	5,350	6,640	4,000	6,682	PAYMENT WAIVED	630,705
-	-	-	-	-	DOD DIRECT	465,390
-	-	-	-	-	DOD GUARANTY	805,243
225	310	410	515	640	4,587	4,587
225	310	410	515	640	PAYMENT WAIVED	PAYMENT WAIVED
-	1,250	1,850	450	998	184,927	184,927
-	1,250	1,850	450	998	PAYMENT WAIVED	9,048
-	-	-	-	-	DOD DIRECT	63,240
-	-	-	-	-	DOD GUARANTY	112,639
75	140	130	50	139	649	649
75	140	130	50	139	PAYMENT WAIVED	PAYMENT WAIVED
100	75	75	55	135	3,542	3,542
100	75	75	55	135	PAYMENT WAIVED	PAYMENT WAIVED
75	100	100	100	200	2,310	2,310
75	100	100	100	200	PAYMENT WAIVED	PAYMENT WAIVED
-	-	-	250	597	146,866	146,866
-	-	-	250	597	PAYMENT WAIVED	123,866
-	-	-	-	-	DOD DIRECT	8,000
-	-	-	-	-	DOD GUARANTY	15,000
-	-	-	-	-	1,000	1,000
-	-	-	-	-	PAYMENT WAIVED	PAYMENT WAIVED
-	-	-	-	-	1,000	1,000
-	-	-	-	-	PAYMENT WAIVED	PAYMENT WAIVED

AFRICA (CONTINUED)

TOGO
PAYMENT WAIVED

UGANDA
PAYMENT WAIVED

ZAMBIA
PAYMENT WAIVED

ZIMBABWE
PAYMENT WAIVED

WESTERN HEMISPHERE
PAYMENT WAIVED
DOD DIRECT
DOD GUARANTY

ANTIGUA & BARBUDA
PAYMENT WAIVED

ARGENTINA
PAYMENT WAIVED
DOD DIRECT
DOD GUARANTY

BAHAMAS
PAYMENT WAIVED

BARBADOS
PAYMENT WAIVED

BELIZE
PAYMENT WAIVED

BOLIVIA
PAYMENT WAIVED
DOD DIRECT
DOD GUARANTY

BOLIVIA - INTL NARC
PAYMENT WAIVED

TOTALS MAY NOT ADD DUE TO ROUNDING

* LESS THAN \$500

FOREIGN MILITARY FINANCING PROGRAM (CONTINUED)

(DOLLARS IN THOUSANDS)

	FY 1950	FY 1991	FY 1992	FY 1993	FY 1994	FY 1995	FY 1996
<u>WESTERN HEMISPHERE (CONTINUED)</u>							
BRAZIL							
DOD DIRECT	264,617	-	-	-	-	-	-
DOD GUARANTY	111,303	-	-	-	-	-	-
	153,315	-	-	-	-	-	-
CHILE							
PAYMENT WAIVED	65,524	-	-	-	-	-	-
DOD DIRECT	61,490	-	-	-	-	-	-
DOD GUARANTY	4,034	-	-	-	-	-	-
COLOMBIA							
PAYMENT WAIVED	256,556	47,000	27,000	27,000	7,700	10,000	-
DOD DIRECT	96,789	47,000	27,000	27,000	7,700	10,000	-
DOD GUARANTY	42,168	-	-	-	-	-	-
	117,600	-	-	-	-	-	-
COLOMBIA - INTL NARC							
PAYMENT WAIVED	1,996	-	-	-	-	-	-
	1,996	-	-	-	-	-	-
COSTA RICA							
DOD GUARANTY	5,000	-	-	-	-	-	-
	5,000	-	-	-	-	-	-
DOMINICA							
PAYMENT WAIVED	1,230	470	110	110	37	40	50
	1,230	470	110	110	37	40	50
DOMINICAN REPUBLIC							
PAYMENT WAIVED	25,974	1,000	500	500	300	-	-
DOD DIRECT	2,276	1,000	500	500	300	-	-
DOD GUARANTY	3,500	-	-	-	-	-	-
	20,198	-	-	-	-	-	-
ECUADOR							
PAYMENT WAIVED	66,964	2,339	1,150	1,150	130	-	-
DOD DIRECT	2,000	2,339	1,150	1,150	130	-	-
DOD GUARANTY	8,466	-	-	-	-	-	-
	56,498	-	-	-	-	-	-
ECUADOR - INTL NARC							
PAYMENT WAIVED	485	-	-	-	-	-	-
	485	-	-	-	-	-	-
EL SALVADOR							
PAYMENT WAIVED	256,153	21,250	11,000	11,000	-	-	-
DOD DIRECT	145,580 G/	21,250	11,000	11,000	-	-	-
DOD GUARANTY	13,373	-	-	-	-	-	-
	97,200	-	-	-	-	-	-
GRENADA							
PAYMENT WAIVED	1,130	477	200	200	37	40	350
	1,130	477	200	200	37	40	350

TOTALS MAY NOT ADD DUE TO ROUNDING

* LESS THAN \$500

FOREIGN MILITARY FINANCING PROGRAM (CONTINUED)
(DOLLARS IN THOUSANDS)

<u>FY 1997</u>	<u>FY 1998</u>	<u>FY 1999</u>	<u>FY 2000</u>	<u>FY 2001</u>	<u>FY 1950</u>	<u>FY 2001</u>
-	-	-	-	-	264,617	
-	-	-	-	-	111,303	
-	-	-	-	-	153,315	
-	300	400	-	498	66,722	
-	300	400	-	498	1,198	
-	-	-	-	-	61,490	
-	-	-	-	-	4,034	
-	-	-	-	-	348,256	
-	-	-	-	-	188,489	
-	-	-	-	-	42,168	
-	-	-	-	-	117,600	
-	-	-	-	-	1,996	
-	-	-	-	-	1,996	
-	-	-	-	-	5,000	
-	-	-	-	-	5,000	
100	115	145	150	291	2,738	
100	115	145	150	291	2,738	
100	225	370	400	649	29,518	
100	225	370	400	649	5,820	
-	-	-	-	-	3,500	
-	-	-	-	-	20,198	
-	-	-	-	-	70,583	
-	-	-	-	-	5,619	
-	-	-	-	-	8,466	
-	-	-	-	-	56,498	
-	-	-	-	-	485	
-	-	-	-	-	485	
-	-	-	-	-	288,403	
-	-	-	-	-	177,830	
-	-	-	-	-	13,373	
-	-	-	-	-	97,200	
100	145	190	165	225	3,059	
100	145	190	165	225	3,059	

WESTERN HEMISPHERE (CONTINUED)

BRAZIL
DOD DIRECT
DOD GUARANTY

CHILE
PAYMENT WAIVED
DOD DIRECT
DOD GUARANTY

COLOMBIA
PAYMENT WAIVED
DOD DIRECT
DOD GUARANTY

COLOMBIA - INTL NARC
PAYMENT WAIVED

COSTA RICA
DOD GUARANTY

DOMINICA
PAYMENT WAIVED

DOMINICAN REPUBLIC
PAYMENT WAIVED
DOD DIRECT
DOD GUARANTY

ECUADOR
PAYMENT WAIVED
DOD DIRECT
DOD GUARANTY

ECUADOR - INTL NARC
PAYMENT WAIVED

EL SALVADOR
PAYMENT WAIVED
DOD DIRECT
DOD GUARANTY

GRENADA
PAYMENT WAIVED

TOTALS MAY NOT ADD DUE TO ROUNDING

* LESS THAN \$500

FOREIGN MILITARY FINANCING PROGRAM (CONTINUED)

(DOLLARS IN THOUSANDS)

	FY 1950	FY 1991	FY 1992	FY 1993	FY 1994	FY 1995	FY 1996
WESTERN HEMISPHERE (CONTINUED)							
GUATEMALA	13,606	-	-	-	-	-	-
PAYMENT WAIVED	2,887	-	-	-	-	-	-
DOD DIRECT	9,327	-	-	-	-	-	-
DOD GUARANTY	1,391	-	-	-	-	-	-
GUYANA	-	-	-	-	180	-	75
PAYMENT WAIVED	-	-	-	-	180	-	75
HAITI	4,098	-	-	-	-	3,000	-
PAYMENT WAIVED	1,998	-	-	-	-	3,000	-
DOD GUARANTY	2,100	-	-	-	-	-	-
HONDURAS	104,493	5,000	317	317	-	-	-
PAYMENT WAIVED	52,063	5,000	317	317	-	-	-
DOD DIRECT	3,000	-	-	-	-	-	-
DOD GUARANTY	49,430	-	-	-	-	-	-
JAMAICA	4,587	2,500	399	399	300	299	600
PAYMENT WAIVED	2,000	2,500	399	399	300	299	600
DOD GUARANTY	2,587	-	-	-	-	-	-
MEXICO	4,298	-	-	-	-	-	-
DOD DIRECT	4,298	-	-	-	-	-	-
NICARAGUA	8,000	-	-	-	-	-	-
DOD GUARANTY	8,000	-	-	-	-	-	-
PANAMA	22,328	-	-	-	-	-	-
PAYMENT WAIVED	-	-	-	-	-	-	-
DOD DIRECT	3,828	-	-	-	-	-	-
DOD GUARANTY	18,500	-	-	-	-	-	-
PARAGUAY	707	250	-	-	-	-	-
PAYMENT WAIVED	-	250	-	-	-	-	-
DOD DIRECT	318	-	-	-	-	-	-
DOD GUARANTY	389	-	-	-	-	-	-
PERU	131,540	-	-	-	-	-	-
DOD DIRECT	28,978	-	-	-	-	-	-
DOD GUARANTY	102,562	-	-	-	-	-	-
PERU - INTL NARC	6,879	-	-	-	-	-	-
PAYMENT WAIVED	6,879 B/	-	-	-	-	-	-

TOTALS MAY NOT ADD DUE TO ROUNDING

* LESS THAN \$500

FOREIGN MILITARY FINANCING PROGRAM (CONTINUED)

(DOLLARS IN THOUSANDS)

FY 1997	FY 1998	FY 1999	FY 2000	FY 2001	FY 1950	FY 2001
-	-	-	-	-	13,606	-
-	-	-	-	-	2,887	-
-	-	-	-	-	9,327	-
-	-	-	-	-	1,391	-
-	100	100	100	124	679	-
-	100	100	100	124	679	-
225	650	300	300	-	8,573	-
225	650	300	300	-	6,473	-
-	-	-	-	-	2,100	-
-	-	-	-	-	109,810	-
-	-	-	-	-	57,380	-
-	-	-	-	-	3,000	-
-	-	-	-	-	49,430	-
415	450	475	500	584	11,109	-
415	450	475	500	584	8,522	-
-	-	-	-	-	2,587	-
-	-	-	-	-	4,298	-
-	-	-	-	-	4,298	-
-	-	-	-	-	8,000	-
-	-	-	-	-	8,000	-
-	-	590	-	-	22,918	-
-	-	590	-	-	590	-
-	-	-	-	-	3,828	-
-	-	-	-	-	18,500	-
-	-	-	-	-	1,554	-
-	-	-	597	597	847	-
-	-	-	-	-	318	-
-	-	-	-	-	389	-
-	-	-	-	-	131,540	-
-	-	-	-	-	28,978	-
-	-	-	-	-	102,562	-
-	-	-	-	-	6,879	-
-	-	-	-	-	6,879	-

WESTERN HEMISPHERE (CONTINUED)

GUATEMALA
PAYMENT WAIVED
DOD DIRECT
DOD GUARANTY

GUYANA
PAYMENT WAIVED

HAITI
PAYMENT WAIVED
DOD GUARANTY

HONDURAS
PAYMENT WAIVED
DOD DIRECT
DOD GUARANTY

JAMAICA
PAYMENT WAIVED
DOD GUARANTY

MEXICO
DOD DIRECT

NICARAGUA
DOD GUARANTY

PANAMA
PAYMENT WAIVED
DOD DIRECT
DOD GUARANTY

PARAGUAY
PAYMENT WAIVED
DOD DIRECT
DOD GUARANTY

PERU
DOD DIRECT
DOD GUARANTY

PERU - INTL NARC
PAYMENT WAIVED

TOTALS MAY NOT ADD DUE TO ROUNDING

* LESS THAN \$500

FOREIGN MILITARY FINANCING PROGRAM (CONTINUED)

(DOLLARS IN THOUSANDS)

	<u>FY 1991</u>	<u>FY 1992</u>	<u>FY 1993</u>	<u>FY 1994</u>	<u>FY 1995</u>	<u>FY 1996</u>
<u>WESTERN HEMISPHERE (CONTINUED)</u>						
ST KITTS AND NEVIS	1,030	470	190	37	40	50
PAYMENT WAIVED	1,030	470	190	37	40	50
ST LUCIA	1,030	470	610	168	40	50
PAYMENT WAIVED	1,030	470	610	168	40	50
ST VINCENT + GREN.	1,030	470	80	37	40	50
PAYMENT WAIVED	1,030	470	80	37	40	50
SURINAME	-	-	-	-	-	75
PAYMENT WAIVED	-	-	-	-	-	75
TRINIDAD + TOBAGO	1,150	500	550	100	95	300
PAYMENT WAIVED	1,150	500	550	100	95	300
URUGUAY	18,349	-	-	-	-	-
PAYMENT WAIVED	-	-	-	-	-	-
DOD DIRECT	8,349	-	-	-	-	-
DOD GUARANTY	10,000	-	-	-	-	-
VENEZUELA	124,551	-	-	-	-	-
DOD DIRECT	95,751	-	-	-	-	-
DOD GUARANTY	28,800	-	-	-	-	-
NON REGIONAL	57,224	27,855	26,156	23,491	22,145	23,250
PAYMENT WAIVED	57,224	27,855	25,956	23,491	22,145	23,250
DOD DIRECT	-	-	200	-	-	-
FMF ADMIN COSTS	57,224	27,855	26,156	23,491	22,145	23,250
PAYMENT WAIVED	57,224	27,855	25,956	23,491	22,145	23,250
DOD DIRECT	-	-	200	-	-	-
INTERNATL. ORG. AND VARIOUS	23,602	500	500	850	2,370	1,400
PAYMENT WAIVED	492	500	500	850	2,370	1,400
DOD DIRECT	23,110	-	-	-	-	-

TOTALS MAY NOT ADD DUE TO ROUNDING

* LESS THAN \$500

FOREIGN MILITARY FINANCING PROGRAM (CONTINUED)
(DOLLARS IN THOUSANDS)

<u>FY 1997</u>	<u>FY 1998</u>	<u>FY 1999</u>	<u>FY 2000</u>	<u>FY 2001</u>	<u>FY 1950</u> <u>FY 2001</u>
					<u>WESTERN HEMISPHERE (CONTINUED)</u>
100	130	155	125	260	ST KITTS AND NEVIS
100	130	155	125	260	PAYMENT WAIVED
100	160	195	165	275	ST LUCIA
100	160	195	165	275	PAYMENT WAIVED
100	110	130	125	170	ST VINCENT + GREN.
100	110	130	125	170	PAYMENT WAIVED
-	-	-	-	-	SURINAME
-	-	-	-	75	PAYMENT WAIVED
285	290	225	250	300	TRINIDAD + TOBAGO
285	290	225	250	300	PAYMENT WAIVED
-	800	800	300	-	URUGUAY
-	800	800	300	-	PAYMENT WAIVED
-	-	-	-	-	DOD DIRECT
-	-	-	-	-	DOD GUARANTY
-	-	-	-	124,551	VENEZUELA
-	-	-	-	95,751	DOD DIRECT
-	-	-	-	28,800	DOD GUARANTY
23,183	-	-	-	203,304	NON REGIONAL
23,183	-	-	-	203,104	PAYMENT WAIVED
-	-	-	-	200	DOD DIRECT
23,183	-	-	-	203,304	FMF ADMIN COSTS
23,183	-	-	-	203,104	PAYMENT WAIVED
-	-	-	-	200	DOD DIRECT
-	-	-	-	100	INTERNATL. ORG. AND VARIOUS
-	-	-	-	100	PAYMENT WAIVED
-	-	-	-	23,110	DOD DIRECT

TOTALS MAY NOT ADD DUE TO ROUNDING

* LESS THAN \$500

FOREIGN MILITARY FINANCING PROGRAM (CONTINUED)

- A/ P.L. 101-513, SECTION 515(B), DATED NOVEMBER 5, 1990, DEOBLIGATED/REOBLIGATED FOREIGN MILITARY FINANCING GRANT AND DIRECT LOAN FUNDS AS FOLLOWS: SUDAN \$3,022,790.00 IN FY 1982; MALAWI \$700 THOUSAND IN FY 1990, FOR A TOTAL OF \$3,722,790.00 IN GRANT DEOBLIGATIONS. THESE GRANT FUNDS WERE REOBLIGATED IN FY 1991 TO THE FOLLOWING COUNTRIES: NIGER \$1,022,790.00; SENEGAL \$2.0 MILLION; SIERRA LEONE \$700 THOUSAND. DIRECT LOANS WERE DEOBLIGATED AS FOLLOWS: MALAYSIA \$4.0 MILLION IN FY 1985, \$1.484 MILLION IN FY 1986; PHILIPPINES \$15.0 MILLION IN FY 1985, \$14.355 MILLION IN FY 1986; TUNISIA \$15.161 MILLION IN FY 1986, FOR A TOTAL OF \$50.0 MILLION. THESE DIRECT LOAN FUNDS WERE REOBLIGATED TO TURKEY IN FY 1991.
- B/ P.L. 102-391, DATED OCTOBER 6, 1992, RESCINDED A TOTAL OF \$45.75 MILLION OF FOREIGN MILITARY FINANCING AND MAP MERGER FUNDS. FOREIGN MILITARY FINANCING GRANT FUNDS WERE RESCINDED IN FY 1991 AS FOLLOWS: EQUATORIAL GUINEA \$390 THOUSAND; MALAWI \$2.2 MILLION; PERU INTL NARC \$11,538,261.23; PHILIPPINES \$11,457,429.85, FOR A TOTAL OF \$25.585 MILLION.
- C/ EXCLUDES \$50 MILLION FOR ISRAEL ANTI-TERRORISM AND \$6.5 MILLION FOR DEMINING TRANSFERRED FROM THE NONPROLIFERATION, ANTI-TERRORISM, DEMINING AND RELATED PROGRAMS APPROPRIATION TO THE FOREIGN MILITARY FINANCING APPROPRIATION PURSUANT TO THE FY 1997 FOREIGN ASSISTANCE APPROPRIATIONS ACT, P.L.104-208. EXCLUDES \$2.4 MILLION FOR DEMINING TRANSFERRED FROM THE NONPROLIFERATION, ANTI-TERRORISM, DEMINING AND RELATED PROGRAMS APPROPRIATION TO THE FOREIGN MILITARY FINANCING APPROPRIATIONS PURSUANT TO THE FY 1998 FOREIGN ASSISTANCE APPROPRIATIONS ACT, P.L.105-118.
- D/ IN FY 1994, P.L. 103-211 RESCINDED \$91,721 THOUSAND OF FOREIGN MILITARY FINANCING AND MAP MERGER FUNDS INVOLVING 29 COUNTRIES AND INTERNATIONAL ORGANIZATIONS AS FOLLOWS: FOREIGN MILITARY FINANCING FUNDS OF \$90,282 THOUSAND AND MAP MERGER FUNDS OF \$439 THOUSAND. SECDEF MESSAGE DTG 261745Z APRIL 1994, SUBJECT: FY 1994 FOREIGN MILITARY FINANCING (FMF) RESCISSION, PROVIDES DETAILS REGARDING COUNTRIES AND FISCAL YEARS AFFECTED BY THIS RESCISSION.
- E/ INCLUDES \$1.5 BILLION FOR EGYPT AND \$2.2 BILLION FOR ISRAEL AUTHORIZED BY P.L. 36-38 (SUPPLEMENTAL APPROPRIATIONS ACT, JULY 25, 1979).
- F/ INCLUDES \$500.0 MILLION AUTHORIZED BY P.L. 91-441 AND APPROPRIATED BY P.L. 91-665 (SUPPLEMENTAL APPROPRIATIONS ACT, JANUARY 8, 1971) AND \$2,182,664 THOUSAND PURSUANT TO P.L. 93-199 (EMERGENCY SECURITY ASSISTANCE ACT, DECEMBER 26, 1973).
- G/ EXCLUDES \$13.0 MILLION OF FY 1991 GRANTS ORIGINALLY ALLOCATED TO EL SALVADOR WHICH WERE TRANSFERRED TO THE FUND FOR CEASE-FIRE MONITORING, DEMOBILIZATION, AND TRANSITION TO PEACE PURSUANT TO SECTION 531(F) OF P.L. 101-513.

TOTALS MAY NOT ADD DUE TO ROUNDING * LESS THAN \$500
PAGE 60 AS OF 30 SEP 01

PAGE INTENTIONALLY LEFT BLANK

COMMERCIAL EXPORTS LICENSED UNDER ARMS EXPORT CONTROL ACT

(DOLLARS IN THOUSANDS)

	FY 1950	FY 1991	FY 1992	FY 1993	FY 1994	FY 1995	FY 1996
<u>WORLDWIDE</u>	58,690,340	2,667,219	3,808,085	3,339,128	3,172,773	1,562,704	
<u>EAST ASIA AND PACIFIC</u>	18,105,832	969,764	870,094	814,704	1,054,284	597,902	
AUSTRALIA	2,200,554	49,474	136,150	28,842	60,539	56,702	
BRUNEI	17,169	558	294	21	20,325	1,007	
CAMBODIA	5	-	-	-	-	-	
CANTON & ENDERBURY I	6	-	-	-	-	-	
CHINA	185,820	436	-	66	200	204	
FIJI	906	-	*	679	10	11	
FRENCH POLYNESIA (FR)	607	*	65	1	11,031	4	
HONG KONG	212,601	2,214	1,255	771	1,018	1,525	
INDONESIA	227,509	18,134	4,025	9,335	8,185	10,883	
JAPAN	8,426,746	619,327	220,064	379,550	744,937	373,423	
KIRIBATI (GILBERT IS)	3,396	-	-	-	-	-	
KOREA (SEOUL)	2,783,788	82,441	121,794	88,724	61,574	85,356	
LAOS	4	-	-	-	-	-	
MACAU	403	46	77	178	54	20	
MALAYSIA	528,748	3,100	7,458	6,311	11,813	8,644	
MYANMAR	19,472	-	-	-	-	-	
NAURU	236	-	-	-	-	-	
NEW CALEDONIA (FR)	3,257	81	52	33	11	20	
NEW ZEALAND	231,305	9,049	1,866	2,070	4,627	4,688	
NIUE	107	-	-	-	-	-	
NORFOLK ISLAND (AUST)	*	-	-	-	-	-	
PAPUA NEW GUINEA	1,114	1,319	234	14	-	204	
PITCAIRN (UK)	*	-	-	-	-	-	
REP OF PHILIPPINES	133,281	1,915	723	1,329	1,706	2,308	
SINGAPORE	856,585	53,593	16,437	14,880	40,038	10,889	
SOLOMON ISLANDS	125	10	-	-	169	-	
TAIWAN	1,718,091	95,610	346,026	261,869	27,760	20,392	
THAILAND	553,843	32,457	13,570	20,027	60,277	21,574	
TOKELAU	18	-	-	-	-	-	
TONGA	44	-	3	-	-	46	
TUVALU	9	-	-	-	-	-	
VANUATU	15	-	-	-	-	-	
VIETNAM	66	-	-	4	10	-	
WESTERN SAMOA	4	-	-	-	-	-	
<u>NEAR EAST AND SOUTH ASIA</u>	11,466,339	186,412	145,787	193,661	111,912	86,287	
AFGHANISTAN	597	-	-	-	-	-	
ALGERIA	99,813	1,311	368	2,774	9,055	20	
BAHRAIN	23,532	817	85	1,370	1,853	616	
BANGLADESH	16,633	137	200	196	224	224	
BHUTAN	211	30	-	-	-	-	
BR INDIAN OCEAN TERR	353	-	-	-	-	-	
EGYPT	952,533	31,043	18,684	9,610	10,264	3,523	

TOTALS MAY NOT ADD DUE TO ROUNDING

* LESS THAN \$500

COMMERCIAL EXPORTS LICENSED UNDER ARMS EXPORT CONTROL ACT

(DOLLARS IN THOUSANDS)

	FY 1997	FY 1998	FY 1999	FY 2000	FY 2001	FY 1950	FY 2001
1,818,273	2,044,935	654,253	477,639	821,151	79,056,500		
718,846	618,427	186,535	106,931	143,171	24,186,490		
61,484	71,076	18,650	10,923	21,655	2,716,049		
20,906	21,369	337	45	2	82,033		
39	-	-	-	-	44		
111	389	-	-	-	6		
1	-	-	-	-	187,226		
1	-	-	-	-	1,606		
284	1,388	1,103	393	783	11,710		
4,442	4,349	630	-	63	223,334		
249,298	249,498	118,542	64,663	66,715	287,555		
47,079	60,105	10,711	10,946	15,476	11,512,762		
49	30	74	2	-	3,396		
34,790	2,900	2,811	349	1,201	3,367,995		
-	-	-	-	-	4		
8	16	2	29	-	933		
7,525	6,766	2,130	284	308	608,125		
-	-	-	-	-	19,472		
1	76	58	28	-	238		
-	-	-	-	-	3,510		
559	1,583	815	867	53	270,618		
12,215	3,087	10,873	2,172	4,285	107		
74	74	-	-	-	*		
261,136	173,055	15,500	15,392	29,127	3,049		
18,846	22,666	4,299	836	3,503	145,139		
-	-	-	-	-	1,025,053		
-	-	-	-	-	452		
-	-	-	-	-	2,963,958		
-	-	-	-	-	751,897		
-	-	-	-	-	18		
-	-	-	-	-	94		
-	-	-	-	-	9		
-	-	-	-	-	15		
*	-	-	-	-	80		
-	-	-	-	-	4		
42,263	39,400	20,096	35,321	15,592	12,343,070		
37	375	-	-	-	597		
98	122	152	22	368	114,121		
342	3,256	181	95	342	29,008		
-	-	-	-	285	21,774		
-	-	-	-	-	240		
5,009	2,395	623	3,796	923	353		
					1,038,403		

TOTALS MAY NOT ADD DUE TO ROUNDING * LESS THAN \$500 AS OF 30 SEP 01

COMMERCIAL EXPORTS LICENSED UNDER ARMS EXPORT CONTROL ACT (CONTINUED)

(DOLLARS IN THOUSANDS)

	FY 1950	FY 1991	FY 1992	FY 1993	FY 1994	FY 1995	FY 1996
NEAR EAST AND SOUTH ASIA (CONTINUED)							
INDIA	359,068		4,503	10,440	97,367	-	-
IRAN	670,767	-	-	-	-	-	-
IRAQ	4,624	-	-	-	-	-	-
ISRAEL	6,199,427	27,872	41,799	41,799	33,968	34,706	13,098
JORDAN	342,299	1,966	1,322	1,322	1,010	1,911	3,972
KUWAIT	79,118	7,372	1,703	1,703	1,362	7,736	3,730
LEBANON	18,725	356	954	954	808	548	322
LIBYA	31,318	-	-	-	-	-	-
MALDIVES	253	318	36	36	40	12	-
MOROCCO	143,066	3,468	479	479	8,580	1,790	173
NEPAL	148	*	-	-	98	58	37
OMAN	41,192	1,544	1,709	1,709	1,272	1,575	963
PAKISTAN	377,244	8,162	4,789	4,789	1,781	6,286	4,224
QATAR	19,368	572	530	530	1,531	973	596
SAUDI ARABIA	1,805,041	88,853	53,185	53,185	7,746	27,110	48,367
SRI LANKA	6,728	844	332	332	249	694	1,010
SYRIA	1,529	-	-	-	-	-	-
TUNISIA	109,245	496	480	480	142	599	423
UNITED ARAB EMIRATES	162,184	6,747	8,682	8,682	22,919	6,344	4,991
YEMEN	1,322	3	12	12	838	171	-
EUROPE	21,440,069	465,681	525,518	525,518	757,528	558,141	432,006
ALBANIA	279	-	-	-	-	1	-
ANDORRA	157	19	2	2	-	5	-
AUSTRIA	92,775	7,483	1,142	1,142	2,749	2,852	2,748
AZERBAIJAN	-	-	-	-	-	-	38
BELGIUM	1,272,408	13,687	21,212	21,212	10,466	6,330	16,607
BOSNIA-HERZEGOVINA	-	-	-	-	-	-	45
BULGARIA	519	-	3	3	9	3	5
CROATIA	-	-	-	-	-	-	1
CYPRUS	2,930	105	399	399	309	404	103
CZECH REPUBLIC	2	45	38	38	849	546	149
CZECHOSLOVAKIA	2	317	108	108	-	-	230
DENMARK	308,634	9,386	32,262	32,262	25,716	2,054	26,120
ESTONIA	-	-	-	-	165	333	19
FAEROE ISLANDS	3	-	-	-	-	-	-
FINLAND	85,678	5,752	4,996	4,996	99,569	931	2,736
FRANCE	1,295,251	65,425	18,332	18,332	96,634	98,099	119,738
GEORGIA	-	-	-	-	-	-	66
GERMANY	3,762,260	66,887	115,440	115,440	238,993	36,386	38,662
GIBRALTAR (UK)	96	-	-	-	-	-	-
GREECE	1,741,161	18,494	5,366	5,366	4,152	16,159	3,667
HUNGARY	768	213	609	609	94	83	29

TOTALS MAY NOT ADD DUE TO ROUNDING

* LESS THAN \$500

COMMERCIAL EXPORTS LICENSED UNDER ARMS EXPORT CONTROL ACT (CONTINUED)

(DOLLARS IN THOUSANDS)

	FY 1997	FY 1998	FY 1999	FY 2000	FY 2001	FY 1950 FY 2001
INDIA	-	-	-	-	-	471,378
IRAN	-	-	-	-	-	670,767
IRAQ	-	-	-	-	-	4,624
ISRAEL	12,819	11,508	4,228	26,287	4,019	6,409,732
JORDAN	873	330	169	64	53	353,970
KUWAIT	287	4,305	3,937	25	82	109,658
LEBANON	808	778	62	127	95	23,582
LIBYA	-	-	-	-	-	31,318
MALDIVES	-	43	-	-	-	1,702
MOROCCO	354	1,617	14	20	556	160,116
NEPAL	1,139	20	11	73	-	1,585
OMAN	236	199	665	37	176	49,568
PAKISTAN	2,223	346	-	-	-	405,054
QATAR	306	323	682	1,795	-	26,676
SAUDI ARABIA	12,121	11,714	7,581	1,909	1,028	2,064,654
SRI LANKA	659	294	150	-	3,467	14,426
SYRIA	-	-	-	-	-	1,529
TUNISIA	733	184	242	136	590	113,269
UNITED ARAB EMIRATES	3,524	1,591	1,399	935	3,608	222,924
YEMEN	693	-	-	-	-	3,039
EUROPE	358,593	919,413	192,081	168,621	144,180	25,961,831
ALBANIA	-	-	-	-	-	280
ANDORRA	-	1	-	12	-	196
AUSTRIA	1,148	2,606	786	539	548	115,376
AZERBAIJAN	-	-	-	-	-	38
BELGIUM	13,652	9,118	5,766	4,188	3,683	1,377,118
BOSNIA-HERZEGOVINA	-	15	721	523	-	45
BULGARIA	-	-	751	-	-	1,799
CROATIA	59	-	13	-	-	913
CYPRUS	68	2	37,571	-	-	4,379
CZECH REPUBLIC	258	76	-	23,300	32,058	94,972
CZECHOSLOVAKIA	-	-	-	-	-	427
DENMARK	4,216	3,991	1,215	522	585	414,701
ESTONIA	-	*	-	-	-	518
FAEROE ISLANDS	-	-	-	-	1	4
FINLAND	1,307	139,408	16,203	469	1,802	358,850
FRANCE	8,179	18,646	6,874	6,330	7,319	1,740,828
GEORGIA	66	-	-	625	-	757
GERMANY	28,820	41,403	12,032	7,728	8,777	4,357,388
GIBRALTAR (UK)	-	-	-	-	-	96
GREECE	2,450	13,626	32,044	2,647	1,511	1,841,277
HUNGARY	6	30	39	4	-	1,875
TOTALS	1,148	2,606	786	539	548	115,376
	13,652	9,118	5,766	4,188	3,683	1,377,118
	59	15	721	523	-	1,799
	68	2	13	-	-	4,379
	258	76	37,571	23,300	32,058	94,972
	4,216	3,991	1,215	522	585	414,701
	-	*	-	-	-	518
	1,307	139,408	16,203	469	1,802	358,850
	8,179	18,646	6,874	6,330	7,319	1,740,828
	66	-	-	625	-	757
	28,820	41,403	12,032	7,728	8,777	4,357,388
	2,450	13,626	32,044	2,647	1,511	1,841,277
	6	30	39	4	-	1,875

NEAR EAST AND SOUTH ASIA (CONTINUED)

* LESS THAN \$500

TOTALS MAY NOT ADD DUE TO ROUNDING

COMMERCIAL EXPORTS LICENSED UNDER ARMS EXPORT CONTROL ACT (CONTINUED)

(DOLLARS IN THOUSANDS)

	<u>FY 1991</u>	<u>FY 1992</u>	<u>FY 1993</u>	<u>FY 1994</u>	<u>FY 1995</u>	<u>FY 1996</u>
<u>EUROPE (CONTINUED)</u>						
ICELAND	1,220	13	4	21	5	17
IRELAND	7,793	214	346	687	471	3,288
ITALY	2,573,655	53,694	34,679	53,196	37,566	33,923
KAZAKHSTAN	-	-	-	3	55	6,559
LATVIA	-	-	-	-	6	2
LIECHTENSTEIN	118	-	7	2	-	-
LITHUANIA	-	-	-	*	-	5
LUXEMBOURG	97,487	7,904	3,050	111	338	1,388
MACEDONIA (FYROM)	-	-	-	-	-	16
MALTA	236	-	57	5	61	-
MOLDOVA	-	-	-	-	13	2
MONACO	273	12	47	-	8	2
NETHERLANDS	1,183,587	27,991	7,861	5,730	6,148	9,992
NORWAY	666,049	9,651	13,914	42,625	9,980	5,803
POLAND	164,724	27	88	661	100	914
PORTUGAL	5,152	8,053	3,151	1,897	2,491	6,720
ROMANIA	-	17	-	11	30	654
RUSSIA	6	-	75	526	7,079	2,132
SAN MARINO	-	273	22	30	-	-
SLOVAKIA	-	-	-	141	117	230
SLOVENIA	-	-	-	19,695	-	8
SPAIN	933,979	36,768	50,190	-	36,328	14,961
SVALBARD & JAN MAYEN	3,501	42	-	-	-	-
SWEDEN	774,215	18,704	6,163	14,109	5,571	20,687
SWITZERLAND	900,983	9,158	1,847	10,219	3,688	5,976
TURKEY	900,532	37,673	122,481	14,824	176,764	71,705
TURKMENISTAN	-	-	-	*	-	*
UKRAINE	-	-	-	6	35	9
UNION OF SOV SOC REP	21	-	-	-	-	-
UNITED KINGDOM	4,528,262	67,677	81,625	113,322	107,095	36,049
UZBEKISTAN	-	-	-	-	4	-
YUGOSLAVIA	134,557	-	-	-	-	-
<u>AFRICA</u>	<u>313,102</u>	<u>4,490</u>	<u>1,721</u>	<u>525</u>	<u>3,645</u>	<u>7,264</u>
ANGOLA	82	-	8	19	10	-
BENIN	1	-	34	-	-	1
BOTSWANA	31,798	1,417	16	1	27	175
BURKINA FASO	1,093	-	-	-	-	-
BURUNDI	559	4	-	-	38	9
CAMEROON	17,723	10	-	*	18	5
CAPE VERDE	1	-	-	-	-	-
CENTRAL AFRICAN REP	96	-	-	-	-	-
CHAD	25,283	1	-	-	-	-
COMOROS	17	-	-	-	-	-

TOTALS MAY NOT ADD DUE TO ROUNDING

* LESS THAN \$500

COMMERCIAL EXPORTS LICENSED UNDER ARMS EXPORT CONTROL ACT (CONTINUED)

(DOLLARS IN THOUSANDS)

	<u>FY 1997</u>	<u>FY 1998</u>	<u>FY 1999</u>	<u>FY 2000</u>	<u>FY 2001</u>	<u>FY 1950</u>	<u>FY 2001</u>
	12	8	5	1	1	1,308	
	62	209	394	212	217	13,893	
	16,797	20,799	6,346	5,627	10,131	2,846,413	
	51	-	-	-	-	6,668	
	-	-	-	-	-	8	
	-	-	-	-	120	247	
	-	-	-	-	-	6	
	475	611	297	292	293	112,245	
	-	1	-	46	120	182	
	-	-	-	-	-	361	
	17	4	2	-	-	15	
	17,377	10,144	4,703	3,085	5,252	1,281,871	
	11,415	3,716	1,841	897	1,954	767,844	
	195	195	546	921	358	4,803	
	970	1,509	819	11,912	1,711	203,958	
	18,522	49	189	169	8	24,784	
	285	12	34	-	51	10,212	
	98	-	-	-	47	818	
	150	5	797	-	-	1,101	
	15,175	16,529	4,299	4,443	6,040	1,138,406	
	-	-	-	-	-	3,543	
	12,399	15,177	12,657	21,625	5,610	906,917	
	2,018	3,737	2,352	1,282	1,647	942,905	
	107,113	567,150	7,751	36,464	27,196	2,069,653	
	-	-	-	625	-	625	
	5	-	-	-	-	55	
	-	-	-	-	-	21	
	95,222	50,636	35,034	34,133	27,140	5,176,196	
	6	-	-	-	-	10	
	-	-	-	-	-	134,557	
	5,030	1,819	242	921	2,223	340,981	
	12	1	-	-	-	133	
	78	650	10	226	429	34,827	
	2	1	-	-	-	1,096	
	-	-	-	-	-	610	
	-	18	1	-	-	17,775	
	-	-	-	-	-	1	
	-	-	-	-	-	96	
	-	-	-	-	-	25,283	
	-	-	-	-	-	17	

TOTALS MAY NOT ADD DUE TO ROUNDING

* LESS THAN \$500

COMMERCIAL EXPORTS LICENSED UNDER ARMS EXPORT CONTROL ACT (CONTINUED)
(DOLLARS IN THOUSANDS)

	<u>FY 1950</u>	<u>FY 1991</u>	<u>FY 1992</u>	<u>FY 1993</u>	<u>FY 1994</u>	<u>FY 1995</u>	<u>FY 1996</u>
<u>AFRICA (CONTINUED)</u>							
CONGO (BRAZZAVILLE)	124	-	-	-	29	3	-
CONGO (KINSHASA)	6,613	-	-	-	-	-	-
DJIBOUTI	4,180	19	-	*	-	-	-
EQUATORIAL GUINEA	-	-	-	-	-	-	-
ERITREA	-	-	-	-	-	341	-
ETHIOPIA	3,856	-	-	-	156	92	-
GABON	5,370	7	52	-	3	1	12
GAMBIA	387	-	-	-	-	16	-
GHANA	988	4	35	-	-	6	-
GUINEA	478	231	-	-	-	-	-
GUINEA-BISSAU	33	-	-	-	-	-	-
IVORY COAST	1,417	2	2	3	8	7	16
KENYA	20,929	28	218	-	23	419	19
LESOTHO	33	-	-	-	-	-	-
LIBERIA	2,559	-	-	-	-	-	-
MADAGASCAR	2,807	2	-	-	*	-	-
MALAWI	11	-	-	-	-	-	-
MALI	36	1	1	-	-	1	-
MAURITANIA	703	2	-	-	-	-	85
MAURITIUS	417	171	-	-	4	225	7
MOZAMBIQUE	1,215	59	-	*	-	-	-
NAMIBIA	1,292	103	-	240	16	38	6
NIGER	3,898	-	-	27	2	1	1
NIGERIA	113,891	1,807	1,001	-	14	25	3,318
REUNION (FR)	109	-	-	-	-	-	-
RWANDA	10	-	-	-	-	-	-
SENEGAL	530	343	-	-	27	-	-
SEYHELLES	42	-	-	-	-	-	-
SIERRA LEONE	78	4	-	-	-	-	-
SOMALIA	2,163	-	-	-	-	-	-
SOUTH AFRICA	26,937	-	-	-	132	1,209	1,863
ST HELENA (UK)	1	-	-	-	-	-	-
SUDAN	15,818	41	-	-	-	-	-
SWAZILAND	121	4	-	-	-	-	-
TANZANIA	3,728	3	1	1	2	2	3
TOGO	1,660	-	20	20	-	-	50
UGANDA	10,650	18	18	20	18	1	63
WESTERN SAHARA	21	-	-	-	-	-	-
ZAMBIA	3,072	39	21	21	16	1,093	1,595
ZIMBABWE	2,273	169	25	25	52	71	36
<u>WESTERN HEMISPHERE</u>	<u>4,315,068</u>	<u>146,023</u>	<u>44,806</u>	<u>235,653</u>	<u>490,612</u>	<u>161,467</u>	
ANGUILLA	205	-	6	-	-	-	-
ANTIGUA & BARBUDA	79	1	1	1	-	1	1

TOTALS MAY NOT ADD DUE TO ROUNDING * LESS THAN \$500
PAGE 68 AS OF 30 SEP 01

COMMERCIAL EXPORTS LICENSED UNDER ARMS EXPORT CONTROL ACT (CONTINUED)
(DOLLARS IN THOUSANDS)

FY 1997	FY 1998	FY 1999	FY 2000	FY 2001	FY 1950 FY 2001	AFRICA (CONTINUED)
-	-	-	-	-	156	CONGO (BRAZZAVILLE)
-	-	-	-	-	6,613	CONGO (KINSHASA)
-	-	-	-	-	4,199	DJIBOUTI
-	-	-	-	-	*	EQUATORIAL GUINEA
7	7	-	-	-	356	ERITREA
10	-	-	-	-	4,115	ETHIOPIA
9	-	-	280	-	5,733	GABON
-	-	-	-	-	403	GAMBIA
3,284	1	-	-	-	4,318	GHANA
-	-	-	-	-	709	GUINEA
-	-	-	-	-	33	GUINEA-BISSAU
13	-	-	-	-	1,465	IVORY COAST
128	68	5	300	20	22,158	KENYA
-	-	-	-	-	33	LESOTHO
-	-	-	-	-	2,559	LIBERIA
-	-	-	-	-	809	MADAGASCAR
-	*	-	-	-	11	MALAWI
-	-	-	-	-	38	MALI
-	-	-	-	-	790	MAURITANIA
2	-	-	4	-	831	MAURITIUS
-	-	-	-	-	1,274	MOZAMBIQUE
194	22	-	28	-	1,938	NAMIBIA
1	1	-	-	-	3,930	NIGER
*	-	-	2	58	120,117	NIGERIA
-	-	-	-	-	109	REUNION (FR)
-	-	-	-	-	10	RWANDA
14	4	-	-	-	918	SENEGAL
-	-	-	-	-	42	SEYCHELLES
-	-	-	-	-	82	SIERRA LEONE
-	-	-	-	-	2,163	SOMALIA
1,161	915	176	240	740	33,372	SOUTH AFRICA
-	-	-	-	-	1	ST HELENA (UK)
-	-	-	-	-	15,859	SUDAN
-	-	-	-	-	126	SWAZILAND
-	-	-	-	-	3,915	TANZANIA
69	58	48	-	-	1,729	TOGO
-	-	-	-	-	10,771	UGANDA
-	-	-	-	-	21	WESTERN SAHARA
3	*	-	-	696	6,535	ZAMBIA
45	72	2	121	-	2,865	ZIMBABWE
56,334	71,411	58,980	43,921	293,357	5,917,633	WESTERN HEMISPHERE
-	-	-	-	2	213	ANGUILLA
-	8	177	1	-	269	ANTIGUA & BARBUDA

COMMERCIAL EXPORTS LICENSED UNDER ARMS EXPORT CONTROL ACT (CONTINUED)

(DOLLARS IN THOUSANDS)

	FY 1950	FY 1991	FY 1992	FY 1993	FY 1994	FY 1995	FY 1996
WESTERN HEMISPHERE (CONTINUED)							
ARGENTINA	179,877		3,123	1,353	19,219	1,888	2,169
ARUBA	-	-	-	7	5	5	11
BAHAMAS	4,722		173	202	17	-	25
BARBADOS	949		137	20	33	67	39
BELIZE	788		40	17	29	41	38
BERMUDA	2,741		63	13	83	22	10
BOLIVIA	10,267		350	86	113	8,535	1,098
BR VIRGIN ISLAND (UK)	364		*	-	3	-	1
BRAZIL	366,633		10,028	6,974	124,123	5,730	3,629
CANADA	1,822,628		1,526	3,158	15,719	884	211
CAYMAN ISLANDS (UK)	1,817		95	15	8	17	-
CHILE	15,231		1,901	3,405	1,404	2,446	1,365
COLOMBIA	104,946		2,164	10,808	2,341	8,943	6,623
COSTA RICA	12,692		213	301	379	610	332
DOMINICA	1,118		3	1	1	*	-
DOMINICAN REPUBLIC	10,022		113	637	1,952	95	72
ECUADOR	67,829		2,897	1,653	529	3,503	2,072
EL SALVADOR	12,465		297	109	1,944	641	2,498
FALKLAND ISLANDS (UK)	414		-	-	-	-	-
FRENCH GUIANA (FR)	725,257		100,855	355	6,424	2,295	110,983
GREENLAND (DEN)	43		-	-	-	27	-
GUENADA	77		-	12	*	-	-
GUADELOUPE (FR)	32		-	-	-	-	-
GUATEMALA	16,328		132	21	1,496	445,182	40
GUYANA	16,903		7	5	85	44	14
HAITI	2,759		*	-	-	489	87
HONDURAS	17,355		594	152	344	437	172
JAMAICA	4,584		362	215	455	124	65
MARTINIQUE (FR)	34		-	-	4	-	-
MEXICO	232,460		12,893	11,459	54,479	1,990	13,505
MONTERRAT (UK)	12		5	-	-	-	3
NETH ANTILLES (NE)	2,820		42	64	48	*	18
NICARAGUA	4,309		206	43	1,255	-	11
PANAMA	55,081		214	410	354	455	37
PARAGUAY	29,591		131	172	55	233	11,367
PERU	139,419		947	594	203	2,643	1,345
ST KITTS AND NEVIS	3		-	12	1	1	5
ST LUCIA	43		7	-	5	8	4
ST PIERRE + MIQUELON	2		-	-	-	-	-
ST VINCENT + GREN.	13		-	-	-	105	1
SURINAME	442		21	1	1	61	94
TRINIDAD + TOBAGO	4,455		117	49	117	1,574	42
TURKS & CAICOS (UK)	62		*	-	3	*	-
URUGUAY	7,144		2,128	808	517	218	168

TOTALS MAY NOT ADD DUE TO ROUNDING

* LESS THAN \$500

COMMERCIAL EXPORTS LICENSED UNDER ARMS EXPORT CONTROL ACT (CONTINUED)

(DOLLARS IN THOUSANDS)

FY 1997	FY 1998	FY 1999	FY 2000	FY 2001	FY 1950	FY 2001
2,743	1,312	485	1,064	257,185	470,419	
-	15	-	-	-	43	
2	1	1,658	41	-	6,841	
23	15	9	-	2	1,295	
27	208	-	25	-	1,213	
7	-	-	-	-	2,940	
130	684	-	14	414	21,691	
4	-	-	288	-	660	
8,726	6,530	1,831	2,034	3,247	539,485	
1,201	1,551	1,758	25,016	17,489	1,891,140	
3	7	-	5	-	1,967	
1,513	3,333	2,096	2,405	1,472	36,570	
11,809	42,699	996	1,155	1,874	194,357	
226	326	179	985	143	16,386	
-	-	-	-	1	1,124	
104	206	68	348	102	13,720	
1,864	2,964	705	41	72	84,130	
666	132	161	102	37	19,051	
-	-	-	-	-	414	
15,418	1,550	161	1,109	-	964,407	
14	-	2	-	-	86	
10	*	-	40	-	139	
-	-	-	-	-	32	
313	300	26	399	437	464,673	
26	49	3	101	81	17,319	
55	12	-	31	-	3,434	
30	278	6	13	2	19,383	
81	47	74	191	91	6,289	
-	-	-	-	-	38	
3,737	5,193	5,521	7,649	9,755	358,641	
-	-	-	-	-	20	
40	114	-	17	1	3,164	
78	1	-	-	-	5,903	
2,208	265	39	54	-	59,118	
28	111	93	-	-	41,781	
128	39	35	120	55	145,528	
3	3	1	-	1	30	
13	6	-	116	-	202	
-	-	-	-	-	2	
2	*	-	-	11	132	
6	2	11	14	-	653	
102	115	213	4	133	6,920	
-	1	-	1	4	72	
146	152	706	156	197	12,341	

WESTERN HEMISPHERE (CONTINUED)

ARGENTINA
 ARUBA
 BAHAMAS
 BARBADOS
 BELIZE
 BERMUDA
 BOLIVIA
 BR VIRGIN ISLAND (UK)
 BRAZIL
 CANADA
 CAYMAN ISLANDS (UK)
 CHILE
 COLOMBIA
 COSTA RICA
 DOMINICA
 DOMINICAN REPUBLIC
 ECUADOR
 EL SALVADOR
 FALKLAND ISLANDS (UK)
 FRENCH GUIANA (FR)
 GREENLAND (DEN)
 GRENADA
 GUADELOUPE (FR)
 GUATEMALA
 GUYANA
 HAITI
 HONDURAS
 JAMAICA
 MARTINIQUE (FR)
 MEXICO
 MONTERRAT (UK)
 NETH ANTILLES (NE)
 NICARAGUA
 PANAMA
 PARAGUAY
 PERU
 ST KITTS AND NEVIS
 ST LUCIA
 ST PIERRE + MIQUELON
 ST VINCENT + GREN.
 SURINAME
 TRINIDAD + TOBAGO
 TURKS & CAICOS (UK)
 URUGUAY

TOTALS MAY NOT ADD DUE TO ROUNDING * LESS THAN \$500

COMMERCIAL EXPORTS LICENSED UNDER ARMS EXPORT CONTROL ACT (CONTINUED)

(DOLLARS IN THOUSANDS)

	<u>FY 1991</u>	<u>FY 1992</u>	<u>FY 1993</u>	<u>FY 1994</u>	<u>FY 1995</u>	<u>FY 1996</u>
<u>WESTERN HEMISPHERE (CONTINUED)</u>						
VENEZUELA	440,054	4,239	1,665	1,903	1,296	3,311
NON REGIONAL	2,144,840	886,577	2,217,149	1,294,090	875,290	274,256
<u>CLASSIFIED TOTALS A/</u>	<u>2,144,840</u>	<u>886,577</u>	<u>2,217,149</u>	<u>1,294,090</u>	<u>875,290</u>	<u>274,256</u>
<u>INTERNATL. ORG. AND VARIOUS</u>	<u>905,090</u>	<u>8,272</u>	<u>3,010</u>	<u>42,967</u>	<u>78,890</u>	<u>3,523</u>

NOTE: THIS TABLE SHOWS THE TOTAL DOLLAR VALUE OF EXPORTS MADE AGAINST LICENSES GRANTED BY THE DEPARTMENT OF STATE FOR THE EXPORT OF DEFENSE ARTICLES TO FOREIGN GOVERNMENTS BY U.S. COMMERCIAL ENTITIES. THESE DATA ARE COMPILED BY THE OFFICE OF DEFENSE TRADE CONTROLS, DEPARTMENT OF STATE, FROM INFORMATION PROVIDED BY THE U.S. CUSTOMS SERVICE.

A/ FOR FURTHER INFORMATION, SEE THE CLASSIFIED ANNEX TO THE CONGRESSIONAL PRESENTATION DOCUMENT FOR FOREIGN OPERATIONS.

TOTALS MAY NOT ADD DUE TO ROUNDING * LESS THAN \$500

MAP MERGER FUNDS
(DOLLARS IN THOUSANDS)

	FY 1950	FY 1991	FY 1992	FY 1993	FY 1994	FY 1995	FY 1996
<u>WORLDWIDE</u>		4,572,013	-	-	-	-	-
<u>EAST ASIA AND PACIFIC</u>		594,901	-	-	-	-	-
FIJI	287	-	-	-	-	-	-
INDONESIA	11,000	-	-	-	-	-	-
REP OF PHILIPPINES	462,387	-	-	-	-	-	-
THAILAND	121,227	-	-	-	-	-	-
<u>NEAR EAST AND SOUTH ASIA</u>		423,991	-	-	-	-	-
JORDAN	66,337	-	-	-	-	-	-
MOROCCO	198,123	-	-	-	-	-	-
NEPAL	500	-	-	-	-	-	-
TUNISIA	143,996	-	-	-	-	-	-
YEMEN	15,035	-	-	-	-	-	-
<u>EUROPE</u>		1,688,354	-	-	-	-	-
FINLAND	300	-	-	-	-	-	-
GREECE	60,000	-	-	-	-	-	-
PORTUGAL	372,990 B/	-	-	-	-	-	-
TURKEY	1,255,064	-	-	-	-	-	-
<u>AFRICA</u>		546,594	-	-	-	-	-
BOTSWANA	11,997	-	-	-	-	-	-
CAMEROON	473	-	-	-	-	-	-
CAPE VERDE	35	-	-	-	-	-	-
CENTRAL AFRICAN REP	578	-	-	-	-	-	-
CHAD	29,119 A/	-	-	-	-	-	-
CONGO (KINSHASA) B/	37,096	-	-	-	-	-	-
DJIBOUTI	10,639	-	-	-	-	-	-
EQUATORIAL GUINEA	1,480	-	-	-	-	-	-
GAMBIA	654	-	-	-	-	-	-
GHANA	425	-	-	-	-	-	-
GUINEA	8,064	-	-	-	-	-	-
GUINEA-BISSAU	824	-	-	-	-	-	-
IVORY COAST	1,000	-	-	-	-	-	-
KENYA	97,589	-	-	-	-	-	-
LIBERIA B/	39,147	-	-	-	-	-	-
MADAGASCAR	4,034	-	-	-	-	-	-
MALAWI	4,633	-	-	-	-	-	-
MALI	700	-	-	-	-	-	-
MAURITANIA	1,596	-	-	-	-	-	-
NIGER	17,143	-	-	-	-	-	-
RWANDA	750	-	-	-	-	-	-
SAO TOME & PRINCIPE	315	-	-	-	-	-	-
SENEGAL	13,558	-	-	-	-	-	-
SEYHELLES	225	-	-	-	-	-	-

TOTALS MAY NOT ADD DUE TO ROUNDING

* LESS THAN \$500

MAP MERGER FUNDS
(DOLLARS IN THOUSANDS)

	<u>FY 1950</u>	<u>FY 1991</u>	<u>FY 1992</u>	<u>FY 1993</u>	<u>FY 1994</u>	<u>FY 1995</u>	<u>FY 1996</u>
<u>AFRICA (CONTINUED)</u>							
SIERRA LEONE	2,181	-	-	-	-	-	-
SOMALIA B/	118,489	-	-	-	-	-	-
SUDAN B/	143,276	-	-	-	-	-	-
TANZANIA	50	-	-	-	-	-	-
TOGO	500	-	-	-	-	-	-
UGANDA	25	-	-	-	-	-	-
<u>WESTERN HEMISPHERE</u>							
ANTIGUA & BARBUDA	1,318,172	-	-	-	-	-	-
BARBADOS	4,396	-	-	-	-	-	-
BELIZE	2,202	-	-	-	-	-	-
BOLIVIA	2,729	-	-	-	-	-	-
COLOMBIA	10,435	-	-	-	-	-	-
COSTA RICA	18,841	-	-	-	-	-	-
DOMINICA	28,153	-	-	-	-	-	-
DOMINICAN REPUBLIC	3,423	-	-	-	-	-	-
ECUADOR	16,019	-	-	-	-	-	-
EL SALVADOR	10,000	-	-	-	-	-	-
GRENADA	733,502	-	-	-	-	-	-
GUATEMALA	7,762	-	-	-	-	-	-
HAITI	27,897	-	-	-	-	-	-
HONDURAS	2,933	-	-	-	-	-	-
JAMAICA	380,935	-	-	-	-	-	-
PANAMA	28,745	-	-	-	-	-	-
PERU	24,728	-	-	-	-	-	-
ST KITTS AND NEVIS	2,500	-	-	-	-	-	-
ST LUCIA	4,145	-	-	-	-	-	-
ST VINCENT + GREN.	2,769	-	-	-	-	-	-
TRINIDAD + TOBAGO	4,959	-	-	-	-	-	-
URUGUAY	100	-	-	-	-	-	-
	1,000	-	-	-	-	-	-

NOTE: IN THE FY 1982 EDITION OF THIS BOOKLET, MAP MERGER FUNDS WERE INCLUDED IN THE MILITARY ASSISTANCE PROGRAM TOTALS. HENCEFORTH, MAP MERGER FUNDS WILL BE DISPLAYED SEPARATELY.

A/ MAP MERGER FUNDS FOR PORTUGAL OF \$6.5 MILLION IN FY 1982, \$25.0 MILLION IN FY 1983, \$10.0 MILLION IN FY 1984, AND FOR CHAD \$110 THOUSAND IN FY 1984, ARE INCLUDED IN THE MILITARY ASSISTANCE PROGRAM.

B/ P.L. 102-298, DATED JUNE 4, 1992, RESCINDED A TOTAL OF \$12.51 MILLION IN MAP MERGER FUNDS FOR THE FOLLOWING COUNTRIES: LIBERIA \$951,898.09; SOMALIA \$6,238,744.86; SUDAN \$4,746,735.60; CONGA(KINSHASA), FORMERLY ZAIRE \$572,621.45.

C/ P.L. 102-391, DATED OCTOBER 6, 1992, RESCINDED \$25.586 MILLION IN FOREIGN MILITARY FINANCING GRANTS AND MAP MERGER FUNDS OF \$20.164 MILLION, FOR A TOTAL OF \$45.75 MILLION. SEE SECDEF/USDP/DSAA MESSAGE, DTG 070726Z JAN 93, FOR DETAILS CONCERNING MAP MERGER RESCISSESIONS.

MAP MERGER FUNDS
(DOLLARS IN THOUSANDS)

FY 1997	FY 1998	FY 1999	FY 2000	FY 2001	FY 1950	FY 2001
-	-	-	-	-	2,181	-
-	-	-	-	-	118,489	-
-	-	-	-	-	143,276	-
-	-	-	-	-	50	-
-	-	-	-	-	500	-
-	-	-	-	-	25	-
-	-	-	-	-	1,318,172	-
-	-	-	-	-	4,396	-
-	-	-	-	-	2,202	-
-	-	-	-	-	2,729	-
-	-	-	-	-	10,435	-
-	-	-	-	-	18,841	-
-	-	-	-	-	28,153	-
-	-	-	-	-	3,423	-
-	-	-	-	-	16,019	-
-	-	-	-	-	10,000	-
-	-	-	-	-	733,502	-
-	-	-	-	-	7,762	-
-	-	-	-	-	27,897	-
-	-	-	-	-	2,933	-
-	-	-	-	-	380,935	-
-	-	-	-	-	28,745	-
-	-	-	-	-	24,728	-
-	-	-	-	-	2,500	-
-	-	-	-	-	4,145	-
-	-	-	-	-	2,769	-
-	-	-	-	-	4,959	-
-	-	-	-	-	100	-
-	-	-	-	-	1,000	-

AFRICA (CONTINUED)

- SIERRA LEONE
 - SOMALIA B/
 - SUDAN B/
 - TANZANIA
 - TOGO
 - UGANDA
- WESTERN HEMISPHERE
- ANTIGUA & BARBUDA
 - BARBADOS
 - BELIZE
 - BOLIVIA
 - COLOMBIA
 - COSTA RICA
 - DOMINICA
 - DOMINICAN REPUBLIC
 - ECUADOR
 - EL SALVADOR
 - GUATEMALA
 - HAITI
 - HONDURAS
 - JAMAICA
 - PANAMA
 - PERU
 - ST KITTS AND NEVIS
 - ST LUCIA
 - ST VINCENT + GREN.
 - TRINIDAD + TOBAGO
 - URUGUAY

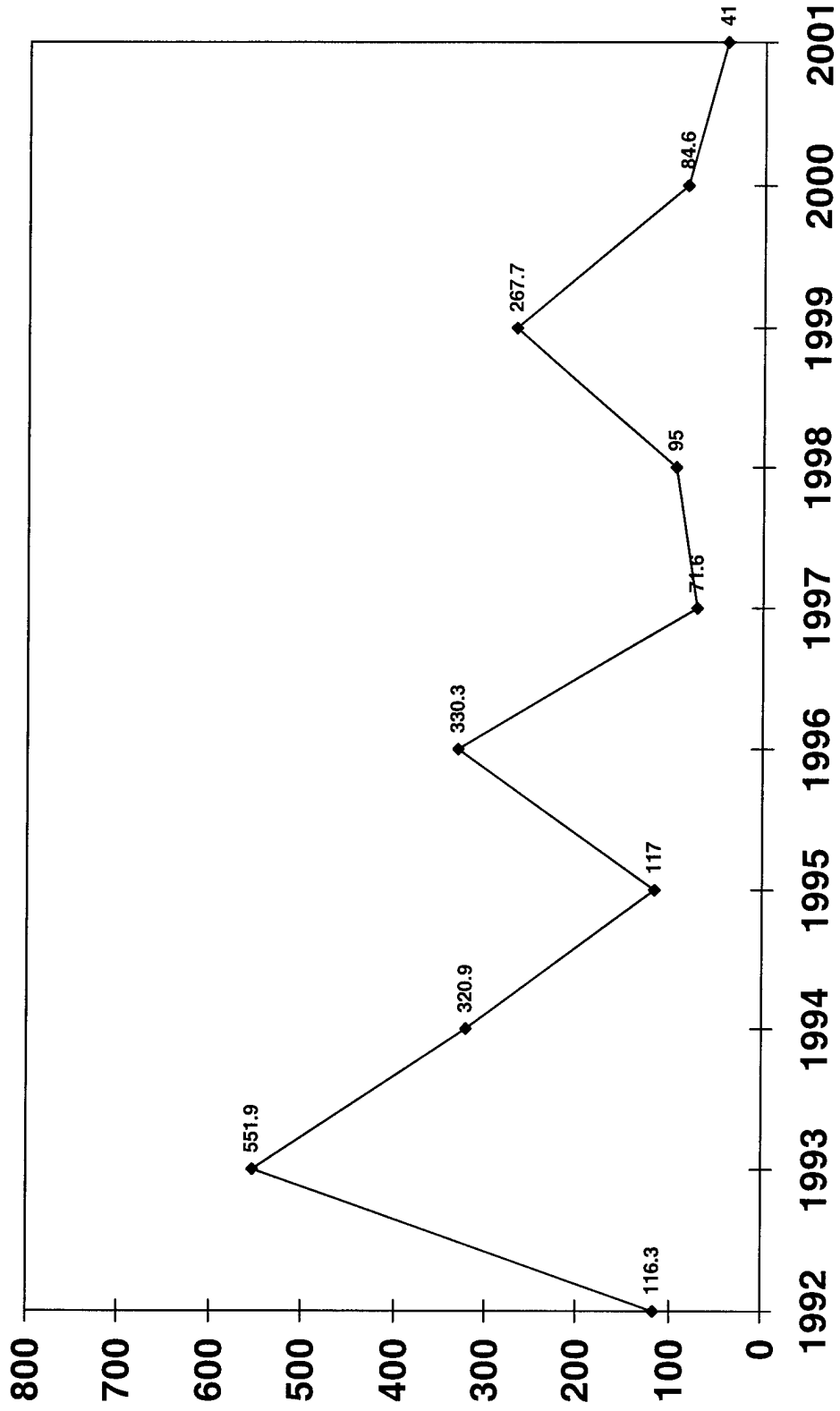
MAP MERGER FUNDS

D/ IN FY 1994, P.L. 103-211 RESCINDED \$91,721 THOUSAND OF FOREIGN MILITARY FINANCING AND MAP MERGER FUNDS INVOLVING 29 COUNTRIES AND INTERNATIONAL ORGANIZATIONS AS FOLLOWS: FOREIGN MILITARY FINANCING FUNDS OF \$90,282 THOUSAND AND MAP MERGER FUNDS OF \$439 THOUSAND. SECDEF MESSAGE DTG 261745Z APRIL 1994, SUBJECT: FY 1994 FOREIGN MILITARY FINANCING (FMF) RESCISSION, PROVIDES DETAILS REGARDING COUNTRIES AND FISCAL YEARS AFFECTED BY THIS RESCISSION.

TOTALS MAY NOT ADD DUE TO ROUNDING

* LESS THAN \$500

MILITARY ASSISTANCE PROGRAM
INCLUDES MASF, EMERGENCY DRAWDOWNS, AND OTHER GRANT ASSISTANCE
(Dollars in Millions)



MILITARY ASSISTANCE PROGRAM
 INCLUDES MASF, EMERGENCY DRAWDOWNS, AND OTHER GRANT ASSISTANCE; EXCLUDES TRAINING

(DOLLARS IN THOUSANDS)

	FY 1950	FY 1991	FY 1992	FY 1993	FY 1994	FY 1995	FY 1996
<u>WORLDWIDE</u>	54,936,384	116,269	551,910	320,900	117,000	330,340	
<u>EAST ASIA AND PACIFIC</u>	29,020,758	3,861	11,800	-	-	3,151	
CAMBODIA	1,177,163	-	-	-	-	151	C/
INDOCHINA	708,977	-	-	-	-	-	-
INDONESIA	192,322	-	-	-	-	-	-
JAPAN	810,276	-	-	-	-	-	-
KOREA (SEOUL) A/	5,471,719	-	-	-	-	-	-
LAOS A/	1,460,076	-	11,800 C/	-	-	-	-
MYANMAR	72,134	-	-	-	-	-	-
REP OF PHILIPPINES A/	630,574	3,861	-	-	-	-	-
TAIWAN	2,554,637	-	-	-	-	-	-
THAILAND A/	1,169,030	-	-	-	-	-	-
VIETNAM A/	14,773,851	-	-	-	-	-	3,000 C/
<u>NEAR EAST AND SOUTH ASIA</u>	2,301,869	52,000	491,000	179,400	80,000	122,000	
AFGHANISTAN	-	-	-	-	-	-	-
BANGLADESH	20,000	-	-	-	-	-	-
EGYPT	-	-	-	-	13,500 C/	-	-
INDIA	90,256	-	-	-	-	-	-
IRAN	766,733	-	-	-	-	-	-
IRAQ	45,208	-	-	-	-	-	-
ISRAEL	114,672	47,000 C/	491,000 C/	165,900 C/	80,000 C/	22,000 C/	
JORDAN	489,891	-	-	-	-	100,000 C/	
LEBANON	13,585	-	-	-	-	-	-
LIBYA	12,624	-	-	-	-	-	-
MOROCCO	29,600	-	-	-	-	-	-
NEPAL	1,678	-	-	-	-	-	-
PAKISTAN	650,281	5,000 C/	-	-	-	-	-
SAUDI ARABIA	23,868	-	-	-	-	-	-
SRI LANKA	3,167	-	-	-	-	-	-
TUNISIA	40,304	-	-	-	-	-	-
<u>EUROPE</u>	18,867,673	-	7,000	-	32,000	100,000	
AUSTRIA	96,310	-	-	-	-	-	-
BELGIUM	1,203,784	-	-	-	-	-	-
BOSNIA-HERZEGOVINA	-	-	-	-	-	-	100,000 C/
DENMARK	587,274	-	-	-	-	-	-
FRANCE	4,045,066	-	-	-	-	-	-
GERMANY	884,774	-	-	-	-	-	-
GREECE	1,673,183	-	-	-	-	-	-
HUNGARY	-	-	7,000	-	-	-	-
ITALY	2,243,742	-	-	-	-	-	-
LUXEMBOURG	7,753	-	-	-	-	-	-
NETHERLANDS	1,178,056	-	-	-	-	-	-

TOTALS MAY NOT ADD DUE TO ROUNDING * LESS THAN \$500

MILITARY ASSISTANCE PROGRAM
 INCLUDES MASF, EMERGENCY DRAWDOWNS, AND OTHER GRANT ASSISTANCE; EXCLUDES TRAINING
 (DOLLARS IN THOUSANDS)

FY 1997	FY 1998	FY 1999	FY 2000	FY 2001	FY 1950	FY 2001
71,627	95,000	267,700	84,600	41,000	56,932,730	
-	-	55,000	-	-	29,094,571	
-	-	-	-	-	1,177,314	
-	-	-	-	-	708,977	
-	-	55,000 O/	-	-	247,322	
-	-	-	-	-	810,276	
-	-	-	-	-	5,471,719	
-	-	-	-	-	1,471,876	
-	-	-	-	-	72,134	
-	-	-	-	-	634,435	
-	-	-	-	-	2,554,637	
-	-	-	-	-	1,169,030	
-	-	-	-	-	14,776,851	
14,000	25,000	30,000	9,000	5,000	3,309,269	
-	-	-	-	-	2	
-	-	-	-	-	20,000	
-	-	-	-	-	13,500	
-	-	-	-	-	90,256	
-	-	-	-	-	766,733	
14,000 I/	-	-	5,000 S/	-	64,208	
-	-	-	-	-	920,572	
-	25,000 C/	25,000 M/	-	-	639,891	
-	-	-	-	-	13,585	
-	-	-	-	-	12,624	
-	-	-	-	-	29,600	
-	-	-	-	-	1,678	
-	-	-	-	-	655,281	
-	-	-	-	-	23,868	
-	-	-	-	-	3,167	
-	5,000 M/	5,000 M/	4,000 M/	5,000 T/	54,304	
-	-	35,000	-	-	19,041,673	
-	-	-	-	-	96,310	
-	-	-	-	-	1,203,784	
-	-	-	-	-	100,000	
-	-	-	-	-	587,274	
-	-	-	-	-	4,045,066	
-	-	-	-	-	884,774	
-	-	-	-	-	1,673,183	
-	-	-	-	-	7,000	
-	-	-	-	-	2,243,742	
-	-	-	-	-	7,753	
-	-	-	-	-	1,178,056	

INCLUDES MASF, EMERGENCY DRAWDOWNS, AND OTHER GRANT ASSISTANCE; EXCLUDES TRAINING

(DOLLARS IN THOUSANDS)

	FY 1950	FY 1991	FY 1992	FY 1993	FY 1994	FY 1995	FY 1996
EUROPE (CONTINUED)							
NORWAY	862,177	-	-	-	-	-	-
PORTUGAL	523,068	B/	-	-	-	-	-
SPAIN	689,894	-	-	-	-	-	-
TURKEY	3,170,169	D/	-	-	-	-	-
UNITED KINGDOM	1,012,855	-	-	-	-	32,000 C/	-
YUGOSLAVIA	689,570	-	-	-	-	-	-
AFRICA	272,533	10,000	25,000	75,000	27,133	-	-
BENIN	55	-	-	-	-	-	-
BOTSWANA	-	-	-	-	-	-	-
BURKINA FASO	57	-	-	-	-	-	-
CAMEROON	239	-	-	-	-	-	-
CHAD	52,518	B/C/	-	-	-	-	-
CONGO (KINSHASA)	23,308	-	-	-	-	-	10,000 C/
ERITREA	-	-	-	-	-	-	-
ETHIOPIA	182,958	-	-	-	-	-	-
GUINEA	810	-	-	-	-	-	-
IVORY COAST	54	-	-	-	-	-	-
LIBERIA	6,249	-	-	-	-	-	15,000 C/
LIBERIA	1,865	-	-	-	-	-	-
MALI	52	-	-	-	-	-	-
NIGER	-	-	-	-	-	-	-
RWANDA	2,646	10,000 C/	-	-	75,000 C/	-	-
SENEGAL	-	-	-	-	-	-	-
SIERRA LEONE	-	-	-	-	-	-	-
SOMALIA	-	-	25,000 C/	-	-	-	-
SUDAN	1,721	-	-	-	-	-	-
UGANDA	-	-	-	-	-	-	2,133
WESTERN HEMISPHERE	869,898	50,408	17,110	66,500	77,715	5,000	-
ARGENTINA	34,020	5,400	9,602	-	-	-	-
BELIZE	405	-	-	-	-	-	-
BOLIVIA	39,483	2,100	3,300	-	-	-	-
BRAZIL	207,163	-	-	-	-	-	-
CHILE	80,468	3,463	-	-	-	-	-
COLOMBIA	164,601	7,000 C/	-	-	-	-	75,000 C/
COSTA RICA	930	-	-	-	-	-	-
CUBA	8,552	-	-	-	-	-	-
DOMINICAN REPUBLIC	21,549	-	-	-	-	-	-
ECUADOR	34,471	3,610	2,000 C/	15,000 C/	-	-	-
EL SALVADOR	74,238	-	-	-	-	-	-
GUATEMALA	16,247	-	-	-	-	-	-
HAITI	2,427	-	-	50,000 C/	5,000 C/	1,000 C/	-
HONDURAS	25,595	C/	8	-	-	-	-

TOTALS MAY NOT ADD DUE TO ROUNDING

* LESS THAN \$500

MILITARY ASSISTANCE PROGRAM (CONTINUED)
 INCLUDES MASF, EMERGENCY DRAWDOWNS, AND OTHER GRANT ASSISTANCE; EXCLUDES TRAINING
 (DOLLARS IN THOUSANDS)

	<u>FY 1997</u>	<u>FY 1998</u>	<u>FY 1999</u>	<u>FY 2000</u>	<u>FY 2001</u>	<u>FY 1950</u>	<u>FY 2001</u>
	-	-	-	-	-	862,177	
	-	-	-	-	-	523,068	
	-	-	-	-	-	689,894	
	-	-	-	-	-	3,170,169	
	-	-	35,000 P/	-	-	1,044,855	
	-	-	3,000	55,600	36,000	504,266	
	-	-	-	-	-	55	
	-	-	-	37,600 R/	-	37,600	
	-	-	-	-	-	57	
	-	-	-	-	-	239	
	-	-	-	-	-	52,518	
	-	-	-	-	-	23,308	
	-	-	-	-	-	10,000	
	-	-	-	-	-	182,958	
	-	-	-	-	-	810	
	-	-	-	-	-	54	
	-	-	-	-	-	21,249	
	-	-	-	-	-	1,865	
	-	-	-	-	-	52	
	-	-	-	-	-	75,000	
	-	-	-	-	-	12,646	
	-	-	3,000 N/	18,000 Q/	36,000 Q/	57,000	
	-	-	-	-	-	25,000	
	-	-	-	-	-	1,721	
	-	-	-	-	-	2,133	
	57,000	70,000	144,700	20,000	-	1,378,331	
	-	-	-	-	-	49,022	
	-	-	-	-	-	405	
	-	-	-	-	-	44,883	
	-	-	-	-	-	207,163	
	-	-	-	-	-	83,931	
	20,000 J/	70,000 K/	69,700 K/	-	-	406,301	
	-	-	-	-	-	930	
	-	-	-	-	-	8,552	
	-	-	-	-	-	36,549	
	-	-	-	-	-	40,081	
	-	-	-	-	-	74,238	
	-	-	-	-	-	16,247	
	-	-	-	-	-	58,427	
	-	-	75,000 L/	-	-	100,603 C/	

EUROPE (CONTINUED)

NORWAY
 PORTUGAL
 SPAIN
 TURKEY
 UNITED KINGDOM
 YUGOSLAVIA

AFRICA

BENIN
 BOTSWANA
 BURKINA FASO
 CAMEROON
 CHAD
 CONGO (KINSHASA)
 ERITREA
 ETHIOPIA
 GUINEA
 IVORY COAST
 LIBERIA
 MALI
 NIGER
 RWANDA
 SENEGAL
 SIERRA LEONE
 SOMALIA
 SUDAN
 UGANDA

WESTERN HEMISPHERE

ARGENTINA
 BELIZE
 BOLIVIA
 BRAZIL
 CHILE
 COLOMBIA
 COSTA RICA
 CUBA
 DOMINICAN REPUBLIC
 ECUADOR
 EL SALVADOR
 GUATEMALA
 HAITI
 HONDURAS

MILITARY ASSISTANCE PROGRAM (CONTINUED)
 INCLUDES MASF, EMERGENCY DRAWDOWNS, AND OTHER GRANT ASSISTANCE; EXCLUDES TRAINING

(DOLLARS IN THOUSANDS)

	<u>FY 1950</u>	<u>FY 1991</u>	<u>FY 1992</u>	<u>FY 1993</u>	<u>FY 1994</u>	<u>FY 1995</u>	<u>FY 1996</u>
<u>WESTERN HEMISPHERE (CONTINUED)</u>							
JAMAICA	11,412	-	-	-	-	-	-
MEXICO	11,198	26,000 C/	-	-	1,500 C/	-	-
NICARAGUA	7,668	-	-	-	-	-	-
PANAMA	4,392	-	-	-	-	-	-
PARAGUAY	9,325	-	-	-	-	-	-
PERU	74,952	-	-	-	-	-	1,715
URUGUAY	40,770	2,835	2,200	-	-	-	-
VENEZUELA	33	-	-	-	-	-	-
<u>INTERNATL. ORG. AND VARIOUS</u>	<u>1,601,449</u>	-	-	-	-	-	-
<u>GEN. AND REG. COSTS</u>	<u>2,002,204</u>	-	-	-	-	-	<u>341</u>

TOTALS MAY NOT ADD DUE TO ROUNDING

* LESS THAN \$500

MILITARY ASSISTANCE PROGRAM (CONTINUED)
 INCLUDES MASF, EMERGENCY DRAWDOWNS, AND OTHER GRANT ASSISTANCE; EXCLUDES TRAINING
 (DOLLARS IN THOUSANDS)

<u>FY 1997</u>	<u>FY 1998</u>	<u>FY 1999</u>	<u>FY 2000</u>	<u>FY 2001</u>	<u>FY 1950</u> <u>FY 2001</u>
-	-	-	-	-	12,912
37,000 K/	-	-	-	-	74,198
-	-	-	-	-	7,668
-	-	-	-	-	4,392
-	-	-	-	-	9,325
-	-	-	-	-	76,667
-	-	-	-	-	45,804
-	-	-	20,000 L/	-	20,033
-	-	-	-	-	1,601,449
627	-	-	-	-	2,003,171

WESTERN HEMISPHERE (CONTINUED)

JAMAICA
 MEXICO
 NICARAGUA
 PANAMA
 PARAGUAY
 PERU
 URUGUAY
 VENEZUELA

INTERNATL. ORG. AND VARIOUS

GEN. AND REG. COSTS

MILITARY ASSISTANCE PROGRAM (CONTINUED)
INCLUDES MASF, EMERGENCY DRAWDOWNS, AND OTHER GRANT ASSISTANCE; EXCLUDES TRAINING

NOTE: INCLUDED IN THE DATA FOR FY 1991, 1992 AND 1993 ARE TRANSFERS OF EXCESS DEFENSE ARTICLES (EDA) UNDER SECTION 519 OF THE FOREIGN ASSISTANCE ACT OF 1961, AS AMENDED. THESE EDA TRANSFERS ARE INTENDED TO HELP MODERNIZE THE MILITARY CAPABILITIES OF COUNTRIES WHICH ARE RECIPIENTS OF FOREIGN MILITARY FINANCING (FMF).

A/ DURING THE PERIOD FY 66-75, GRANT AID FUNDING IN SUPPORT OF ACTIVITIES IN SOUTHEAST ASIA WAS A PART OF THE REGULAR DOD APPROPRIATION AND WAS IDENTIFIED FOR PROGRAMMING PURPOSES AS MILITARY ASSISTANCE SERVICE FUNDED (MASF) PROGRAMS. THE FUNDS WERE USED FOR PROVIDING MILITARY EQUIPMENT AND RELATED SERVICES AND TRAINING TO THOSE COUNTRIES ENGAGED IN THE HOSTILITIES IN SOUTHEAST ASIA, I.E., KOREA, LAOS, PHILIPPINES, THAILAND, AND VIETNAM. ALSO INCLUDED ARE TRANSFERS TO KOREA UNDER SECTION 3, P.L. 91-952, DATED JANUARY 5, 1971 AND SECTION 23 OF P.L. 95-384, DATED SEPTEMBER 26, 1978, AS WELL AS THE TRANSFER OF AMMUNITION TO THAILAND UNDER SECTION 24 OF P.L. 96-92, DATED OCTOBER 29, 1979.

B/ INCLUDES MAP MERGER FUNDS FOR PORTUGAL OF \$6.5 MILLION IN FY 1982, \$25.0 MILLION IN FY 1983, AND \$10.0 MILLION IN FY 1984; FOR CHAD \$110 THOUSAND IN FY 1984.

C/ EXCEPT FOR CHAD (1987) WHERE \$25.0 MILLION WAS AUTHORIZED, AMOUNTS SHOWN FOR SECTION 506 AND OTHER DRAWDOWNS REFLECT THE AMOUNTS AUTHORIZED IN PRESIDENTIAL DETERMINATIONS, BEGINNING IN FY 1986, NOT THE VALUE OF PROGRAM DIRECTIVES ISSUED AGAINST PRESIDENTIAL DETERMINATIONS, AS REPORTED IN PREVIOUS FISCAL YEARS.

D/ INCLUDES SECTION 506 FUNDING OF \$75.0 MILLION FOR KURDISH RELIEF.

E/ LA ANTI-NARCOTICS ASSISTANCE OF \$53.3 MILLION ALLOCATED AS FOLLOWS: BELIZE \$.5 MILLION; BOLIVIA \$7.8 MILLION; COLOMBIA \$20.0 MILLION; ECUADOR \$3.0 MILLION; JAMAICA \$5.0 MILLION; MEXICO \$17.0 MILLION.

F/ REPRESENTS SECTION 506 DRAWDOWN PURSUANT TO PRESIDENTIAL DETERMINATION 94-50, DATED SEPTEMBER 19, 1994, FOR THE COUNTRIES PARTICIPATING IN THE MULTINATIONAL COALITION TO RESTORE DEMOCRACY TO HAITI. PARTICIPATING COUNTRIES INCLUDE ANTIGUA-BARBUDA, ARGENTINA, AUSTRALIA, BAHAMAS, BANGLADESH, BARBADOS, BELIZE, BENIN, BOLIVIA, DENMARK, DOMINICA, FRANCE, GRENADA, GUATEMALA, GUYANA, ISRAEL, JAMAICA, JORDAN, NEPAL, NETHERLANDS, NORWAY, THE PHILIPPINES, POLAND, ST. LUCIA, ST. KITTS, ST. VINCENT AND THE GRENADINES, TRINIDAD AND TOBAGO, AND THE UNITED KINGDOM.

G/ REPRESENTS SECTION 552(C)(2) DRAWDOWN PURSUANT TO PRESIDENTIAL DETERMINATION 93-43, DATED 30 SEPTEMBER 1993, FOR THE PROVISION OF COMMODITIES AND SERVICES TO SUPPORT PEACEKEEPING OPERATIONS RELATED TO THE REESTABLISHMENT OF POLICE FORCES IN SOMALIA.

H/ REPRESENTS SECTION 506 DRAWDOWNS PURSUANT TO PRESIDENTIAL DETERMINATIONS 95-29, 95-33, AND 95-34 TO SUPPORT UN RAPID REACTION FORCE (RRF) IN BOSNIA-HERCEGOVINA.

I/ REPRESENTS SECTION 506 AND SECTION 552, FOREIGN ASSISTANCE ACT, DRAWDOWNS PURSUANT TO PRESIDENTIAL DETERMINATION SIGNED DECEMBER 11, 1996, IN THE AMOUNT OF \$4.0 MILLION FOR THE MULTINATIONAL TURCOMAN CEASEFIRE MONITORING FORCE AND PRESIDENTIAL DETERMINATION 97-14, SIGNED DECEMBER 27, 1996, IN THE AMOUNT OF \$10.0 MILLION FOR REPATRIATION OF IRAQI KURDS TO THE UNITED STATES.

J/ REPRESENTS SECTION 506 DRAWDOWNS FOR LATIN AMERICA COUNTERNARCOTICS ASSISTANCE IN THE AMOUNT OF \$20.0 MILLION PURSUANT TO PRESIDENTIAL DETERMINATION PD97-38, SIGNED SEPTEMBER 30, 1997, AND \$75.0 MILLION PURSUANT TO PD98-41, SIGNED SEPTEMBER 30, 1998.

K/ REPRESENTS SECTION 506 DRAWDOWNS FOR COUNTERNARCOTICS ASSISTANCE IN THE AMOUNT OF \$37.0 MILLION PURSUANT TO PRESIDENTIAL DETERMINATION 97-9, SIGNED DECEMBER 2, 1996.

TOTALS MAY NOT ADD DUE TO ROUNDING * LESS THAN \$500

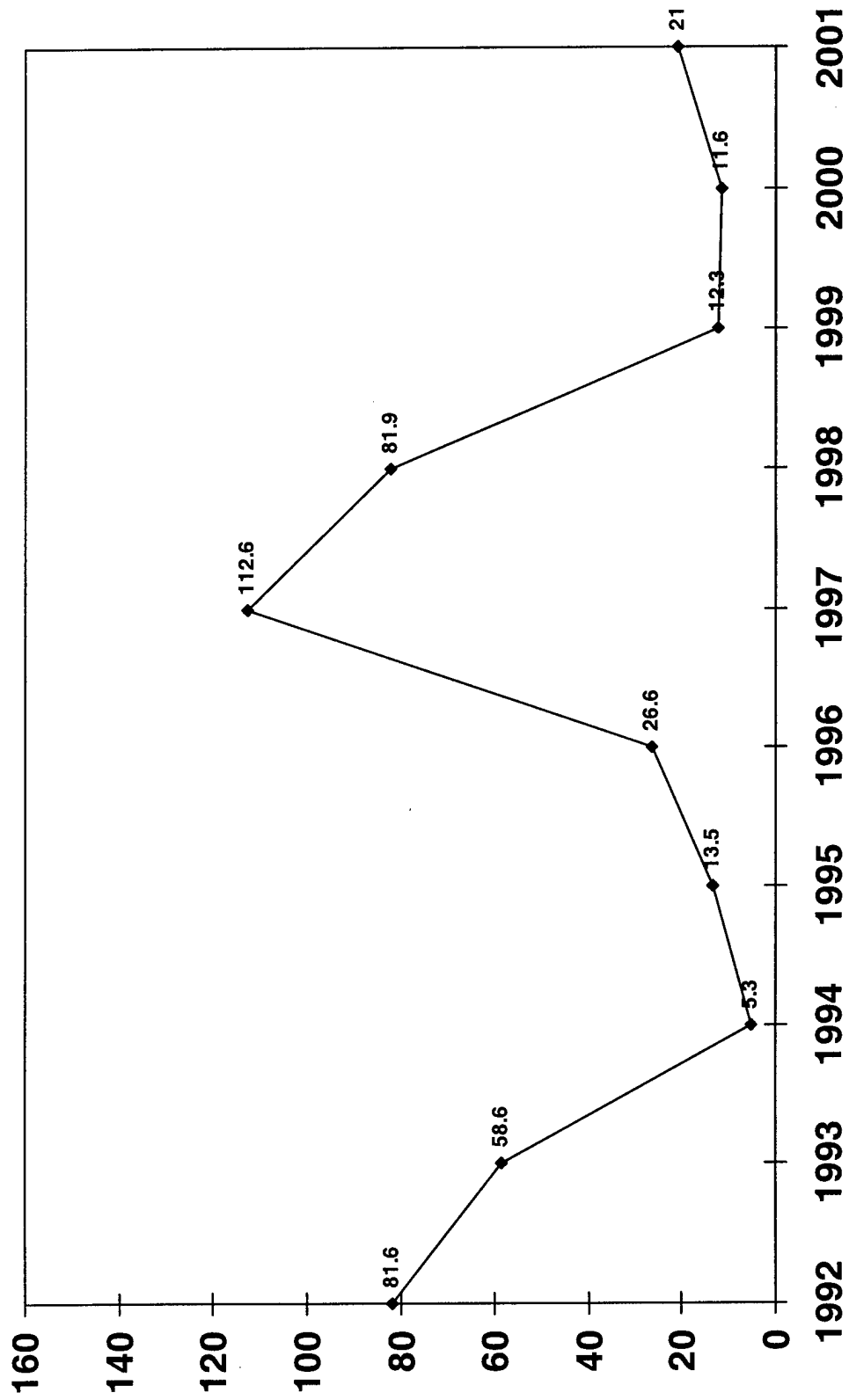
MILITARY ASSISTANCE PROGRAM (CONTINUED)
INCLUDES MASF, EMERGENCY DRAWDOWNS, AND OTHER GRANT ASSISTANCE; EXCLUDES TRAINING

- L/ REPRESENTS SECTION 506 DRAWDOWNS FOR DISASTER RELIEF (HURRICANE MITCH) PURSUANT TO PRESIDENTIAL DETERMINATION 99-03, SIGNED NOVEMBER 6, 1998, IN THE AMOUNT OF \$30.0 MILLION, AND 99-04, SIGNED NOVEMBER 14, 1998, IN THE AMOUNT OF \$45.0 MILLION FOR HONDURAS, NICARAGUA, EL SALVADOR AND GUATEMALE; 2000-09, SIGNED DECEMBER 23, 1999, (FLOOD RELIEF) FOR VENEZUELA IN THE AMOUNT OF \$20.0 MILLION
- M/ REPRESENTS DRAWDOWNS AUTHORIZED BY THE 1999 FOREIGN OPERATIONS, EXPORT FINANCING AND RELATED PROGRAMS APPROPRIATIONS ACT FOR DEFENSE ARTICLES AND SERVICES PURSUANT TO PRESIDENTIAL DETERMINATIONS 99-18, SIGNED MARCH 25, 1999, FOR JORDAN (\$25.0 MILLION); AND FOR TUNISIA 99-32, SIGNED JULY 1, 1999, \$5.0 MILLION) AND 2000-33, SIGNED SEPTEMBER 29, 2000, (\$4.0 MILLION).
- N/ REPRESENTS SECTION 506 DRAWDOWNS FOR NONLETHAL EMERGENCY MILITARY ASSISTANCE TO STATES PARTICIPATING IN THE ECONOMIC COMMUNITY OF WEST AFRICAN STATES' MONITORING GROUP (ECOMOG) IN THE AMOUNT OF \$3.0 MILLION PURSUANT TO PRESIDENTIAL DETERMINATION 99-34, SIGNED AUGUST 13, 1999. THE PARTICIPATING COUNTRIES ARE NIGERIA, GHANA, SIERRA LEONE AND GUINEA.
- O/ REPRESENTS SECTION 506 DRAWDOWN TO SUPPORT MULTINATIONAL FORCES PARTICIPATING IN INTERNATIONAL OPERATIONS IN EAST TIMOR PURSUANT TO PRESIDENTIAL DETERMINATION 99-39, SIGNED SEPTEMBER 21, 1999. PARTICIPATING COUNTRIES ARE PHILIPPINES, NEW ZEALAND, THAILAND AND KENYA.
- P/ REPRESENTS DRAWDOWNS AUTHORIZED BY THE 1999 FOREIGN OPERATIONS, EXPORT FINANCING AND RELATED PROGRAMS APPROPRIATIONS ACT FOR DEFENSE ARTICLES AND SERVICES PURSUANT TO PRESIDENTIAL DETERMINATION 99-35, SIGNED AUGUST 17, 1999, FOR KOSOVO (FORMERLY YUGOSLAVIA) IN THE AMOUNT OF \$5.0 MILLION; 99-20, SIGNED MARCH 31, 1999, TO SUPPORT INTERNATIONAL PEACEKEEPING RELIEF EFFORTS FOR KOSOVAR REFUGEES IN THE AMOUNT OF \$25.0 MILLION; 99-40, SEPTEMBER 21, 1999 TO SUPPORT DEVELOPMENT OF THE KOSOVO PROTECTION CORPS IN THE AMOUNT OF \$5.0 MILLION.
- Q/ REPRESENTS SECTION 506 DRAWDOWN IN SUPPORT OF THE UNITED NATIONS MISSION IN SIERRA LEONE PURSUANT TO PRESIDENTIAL DETERMINATION 2000-27, SIGNED JULY 21, 2000 IN THE AMOUNT OF \$18.0 MILLION, AND 2001-04, SIGNED DECEMBER 11, 2000 IN THE AMOUNT OF \$36.0 MILLION
- R/ REPRESENTS SECTION 506 DRAWDOWN TO PROVIDE INTERNATIONAL DISASTER ASSISTANCE TO SOUTHERN AFRICA INCLUDING MOZAMBIQUE, SOUTH AFRICA, ZIMBABWE AND BOTSWANA PURSUANT TO PRESIDENTIAL DETERMINATION 2000-17, SIGNED MARCH 2, 2000.
- S/ REPRESENTS DRAWDOWN UNDER THE IRAQ LIBERATION ACT OF 1998 (P.L. 105-339) TO PROVIDE MILITARY ARTICLES, EDUCATION AND TRAINING PURSUANT TO PRESIDENTIAL DETERMINATION 2000-05, SIGNED 29 OCTOBER 1999, IN THE AMOUNT OF \$5.0 MILLION.
- T/ REPRESENTS DRAWDOWN UNDER THE FOREIGN OPERATIONS, EXPORT FINANCING AND RELATED PROGRAMS APPROPRIATIONS ACT OF 2001 (P.L. 106-429) TO PROVIDE MILITARY ARTICLES, EDUCATION AND TRAINING PURSUANT TO PRESIDENTIAL DETERMINATION 2001-24, SIGNED AUGUST 18, 2001 IN THE AMOUNT OF \$5.0 MILLION.

TOTALS MAY NOT ADD DUE TO ROUNDING * LESS THAN \$500

PAGE INTENTIONALLY LEFT BLANK

MILITARY ASSISTANCE PROGRAM DEL/EXP
INCLUDES MASF, EMERGENCY DRAWDOWNS, AND OTHER GRANT ASSISTANCE
(Dollars in Millions)



INCLUDES MASF, EMERGENCY DRAWDOWNS, AND OTHER GRANT ASSISTANCE; EXCLUDES TRAINING

(DOLLARS IN THOUSANDS)

	FY 1950	FY 1991	FY 1992	FY 1993	FY 1994	FY 1995	FY 1996
<u>WORLDWIDE</u>	54,985,418	81,570	58,578	5,269	13,479	26,592	10
<u>EAST ASIA AND PACIFIC</u>	29,002,598	7,752	1,895	-	-	-	-
CAMBODIA	1,177,163	-	-	-	-	-	-
INDOCHINA	708,977	-	-	-	-	-	-
INDONESIA	192,322	-	-	-	-	-	-
JAPAN	810,276	-	-	-	-	-	-
KOREA (SEOUL) A/	5,471,719	-	-	-	-	-	-
LAOS A/	1,460,076	-	-	-	-	-	10
MYANMAR	72,134	-	-	-	-	-	-
REP OF PHILIPPINES A/	612,416	7,752	1,895	-	-	-	-
TAIWAN	2,554,637	-	-	-	-	-	-
THAILAND A/	1,169,028	-	-	-	-	-	-
VIETNAM A/	14,773,851	-	-	-	-	-	-
<u>NEAR EAST AND SOUTH ASIA</u>	2,283,239	3,038	47,461	1,424	1,807	10,665	-
AFGHANISTAN	2	-	-	-	-	-	-
BANGLADESH	1,500	2,395	73	-	1,424	55	-
EGYPT	-	-	-	-	-	1,607	-
INDIA	90,256	-	-	-	-	-	-
IRAN	766,733	-	-	-	-	-	-
IRAQ	45,208	-	-	-	-	-	-
ISRAEL	114,662	642	44,717	-	-	5	-
JORDAN	489,771	-	120	-	-	-	10,665
LEBANON	13,585	-	-	-	-	-	-
LIBYA	12,624	-	-	-	-	-	-
MOROCCO	29,600	-	-	-	-	-	-
NEPAL	1,678	-	-	-	-	140	-
PAKISTAN	650,281	-	2,550	-	-	-	-
SAUDI ARABIA	23,868	-	-	-	-	-	-
SRI LANKA	3,167	-	-	-	-	-	-
TUNISIA	40,304	-	-	-	-	-	-
<u>EUROPE</u>	18,839,264	22,709	79	-	5,563	11,301	-
AUSTRIA	96,310	-	-	-	-	-	-
BELGIUM	1,203,784	-	-	-	-	-	-
BOSNIA-HERZEGOVINA	-	-	-	-	-	-	11,301
DENMARK	587,274	-	-	-	-	-	-
FRANCE	4,045,066	-	-	-	-	676	-
GERMANY	884,774	-	-	-	-	-	-
GREECE	1,673,181	-	1	-	-	-	-
ITALY	2,243,742	-	-	-	-	-	-
LUXEMBOURG	7,753	-	-	-	-	-	-
NETHERLANDS	1,178,056	-	-	-	-	-	-
NORWAY	862,177	-	-	-	-	-	-

TOTALS MAY NOT ADD DUE TO ROUNDING

* LESS THAN \$500

MILITARY ASSISTANCE PROGRAM DELIVERIES/EXPENDITURES
 INCLUDES MASF, EMERGENCY DRAWDOWNS, AND OTHER GRANT ASSISTANCE; EXCLUDES TRAINING

(DOLLARS IN THOUSANDS)

	FY 1997	FY 1998	FY 1999	FY 2000	FY 2001	FY 1950	FY 2001
112,607	81,921	12,311	11,625	20,994	55,410,365		
						29,012,256	
						1,177,163	
						708,977	
						192,322	
						810,276	
						5,471,719	
						1,460,086	
						72,134	
						622,064	
						2,554,637	
						1,169,028	
						14,773,851	
18,681	50,201	7,523	9,596	14,482	2,448,117		
						2	
						4,024	
						3,030	
						90,256	
						766,733	
2,343						47,551	
						160,026	
16,338	50,201	7,452	8,195	11,509	594,251		
						13,585	
						12,624	
						29,600	
						1,818	
						652,831	
						23,868	
						3,167	
		71	1,400	2,973	44,748		
64,388	2,678	55			18,946,037		
						96,310	
						1,203,784	
64,388	2,678	55			78,422		
						587,274	
						4,045,742	
						884,774	
						1,673,183	
						2,243,742	
						7,753	
						1,178,056	
						862,177	

TOTALS MAY NOT ADD DUE TO ROUNDING * LESS THAN \$500
 PAGE 91 AS OF 30 SEP 01

MILITARY ASSISTANCE PROGRAM DELIVERIES/EXPENDITURES (CONTINUED)
 INCLUDES MASF, EMERGENCY DOWNS, AND OTHER GRANT ASSISTANCE; EXCLUDES TRAINING

(DOLLARS IN THOUSANDS)

	<u>FY 1950</u>	<u>FY 1991</u>	<u>FY 1992</u>	<u>FY 1993</u>	<u>FY 1994</u>	<u>FY 1995</u>	<u>FY 1996</u>
<u>EUROPE (CONTINUED)</u>							
PORTUGAL	522,784		206	77	-	-	-
SPAIN	689,885				-	-	-
TURKEY	3,142,053		22,502	1	-	-	-
UNITED KINGDOM	1,012,855				-	4,887	-
YUGOSLAVIA	689,570				-	-	-
<u>AFRICA</u>	272,103		6,245	4,259	3,750	-	1,525
BENIN	55						
BURKINA FASO	57						
CAMEROON	239						
CHAD	52,099						
CONGO (KINSHASA)	23,308						
ERITREA							1,525
ETHIOPIA	182,948						
GUINEA	810						
IVORY COAST	54						
LIBERIA	6,249						
MALI	1,865						
NIGER	52						
SENEGAL	2,646		6,245	509			
SIERRA LEONE							
SOMALIA				3,750	3,750		
SUDAN	1,721						
UGANDA							
<u>WESTERN HEMISPHERE</u>	813,080		41,826	4,884	95	6,109	3,091
ANTIGUA & BARBUDA						1	
ARGENTINA	34,020					14	
BAHAMAS						4	
BARBADOS						3	
BELIZE	59		329	3		3	
BOLIVIA	35,424		4,035			15	
BRAZIL	207,163						
CHILE	80,468		3,463				
COLOMBIA	123,663		8,401	4,096			
COSTA RICA	930						
CUBA	8,552						
DOMINICA							
DOMINICAN REPUBLIC	21,549				95	*	
ECUADOR	34,180		247	467		4,771	
EL SALVADOR	74,230		8				
GRENADA						2	
GUATEMALA	16,247					77	

TOTALS MAY NOT ADD DUE TO ROUNDING

* LESS THAN \$500

MILITARY ASSISTANCE PROGRAM DELIVERIES/EXPENDITURES (CONTINUED)
 INCLUDES MASF, EMERGENCY DRAWDOWNS, AND OTHER GRANT ASSISTANCE; EXCLUDES TRAINING

(DOLLARS IN THOUSANDS)

	<u>FY 1997</u>	<u>FY 1998</u>	<u>FY 1999</u>	<u>FY 2000</u>	<u>FY 2001</u>	<u>FY 1950</u>	<u>FY 2001</u>
	2,299	-	*	1,687	486	292,354	
AFRICA	2	-	-	-	-	57	
BENIN	-	-	-	-	-	57	
BURKINA FASO	-	-	-	-	-	239	
CAMEROON	-	-	-	-	-	52,099	
CHAD	-	-	-	-	-	23,308	
CONGO (KINSHASA)	-	-	-	-	-	1,525	
ERITREA	-	-	-	-	-	182,948	
ETHIOPIA	-	-	-	-	-	810	
GUINEA	-	-	-	-	-	54	
IVORY COAST	-	-	-	-	-	6,249	
LIBERIA	-	-	-	-	-	1,865	
MALI	-	-	-	-	-	52	
NIGER	-	-	-	-	-	9,563	
SENEGAL	164	-	*	1,687	486	2,173	
SIERRA LEONE	-	-	-	-	-	7,500	
SOMALIA	-	-	-	-	-	1,721	
SUDAN	2,133	-	-	-	-	2,133	
UGANDA	-	-	-	-	-	-	
WESTERN HEMISPHERE	20,593	28,449	4,733	342	5,906	929,108	
ANTIGUA & BARBUDA	-	94	-	-	-	95	
ARGENTINA	-	-	-	-	-	34,034	
BAHAMAS	-	-	-	-	-	4	
BARBADOS	-	-	-	76	134	213	
BELIZE	-	-	-	-	-	395	
BOLIVIA	-	1,749	1,132	-	2,080	44,435	
BRAZIL	-	4	-	-	-	207,167	
CHILE	-	-	-	-	-	83,931	
COLOMBIA	13,304	17,563	2,906	138	3,629	173,700	
COSTA RICA	-	-	-	-	-	930	
CUBA	-	-	-	-	-	8,552	
DOMINICA	-	30	-	2	-	33	
DOMINICAN REPUBLIC	1,434	340	-	-	-	28,189	
ECUADOR	-	2,541	438	-	-	37,873	
EL SALVADOR	-	-	-	-	-	74,238	
GRENADA	-	54	-	-	-	56	
GUATEMALA	-	586	-	-	-	16,910	

TOTALS MAY NOT ADD DUE TO ROUNDING * LESS THAN \$500

MILITARY ASSISTANCE PROGRAM DELIVERIES/EXPENDITURES (CONTINUED)
 INCLUDES MASF, EMERGENCY DRAWDOWNS, AND OTHER GRANT ASSISTANCE; EXCLUDES TRAINING

(DOLLARS IN THOUSANDS)

	<u>FY 1950</u>	<u>FY 1991</u>	<u>FY 1992</u>	<u>FY 1993</u>	<u>FY 1994</u>	<u>FY 1995</u>	<u>FY 1996</u>
<u>WESTERN HEMISPHERE (CONTINUED)</u>							
GUYANA	-	-	-	-	-	-	-
HAITI	2,427	-	-	-	-	561	-
HONDURAS	25,039	-	-	-	-	-	-
JAMAICA	8,294	2,782	-	318	-	590	-
MEXICO	3,704	22,560	-	-	-	-	-
NICARAGUA	7,668	-	-	-	-	-	-
PANAMA	4,383	-	-	-	-	-	-
PARAGUAY	9,325	-	-	-	-	-	-
PERU	74,952	-	-	-	-	-	-
ST KITTS AND NEVIS	-	-	-	-	-	1	894
ST LUCIA	-	-	-	-	-	1	19
ST VINCENT + GREN.	-	-	-	-	-	-	68
TRINIDAD + TOBAGO	-	-	-	-	-	66	-
URUGUAY	40,770	-	-	-	-	-	-
VENEZUELA	33	-	-	-	-	-	2,110
<u>INTERNATL. ORG. AND VARIOUS</u>	<u>1,601,449</u>	<u>-</u>	<u>-</u>	<u>-</u>	<u>-</u>	<u>-</u>	<u>-</u>
<u>GEN. AND REG. COSTS</u>	<u>2,173,685</u>	<u>-</u>	<u>-</u>	<u>-</u>	<u>-</u>	<u>-</u>	<u>-</u>

NOTE: INCLUDED IN THE DATA FOR FY 1991, 1992 AND 1993 ARE TRANSFERS OF EXCESS DEFENSE ARTICLES (EDA) UNDER SECTION 519 OF THE FOREIGN ASSISTANCE ACT OF 1961, AS AMENDED. THESE EDA TRANSFERS ARE INTENDED TO HELP MODERNIZE THE MILITARY CAPABILITIES OF COUNTRIES WHICH ARE RECIPIENTS OF FOREIGN MILITARY FINANCING (FMF).

A/ DURING THE PERIOD FY 66-75, GRANT AID FUNDING IN SUPPORT OF ACTIVITIES IN SOUTHEAST ASIA WAS A PART OF THE REGULAR DOD APPROPRIATION AND WAS IDENTIFIED FOR PROGRAMMING PURPOSES AS MILITARY ASSISTANCE SERVICE FUNDED (MASF) PROGRAMS. THE FUNDS WERE USED FOR PROVIDING MILITARY EQUIPMENT AND RELATED SERVICES AND TRAINING TO THOSE COUNTRIES ENGAGED IN THE HOSTILITIES IN SOUTHEAST ASIA, I.E., KOREA, LAOS, PHILIPPINES, THAILAND, AND VIETNAM. ALSO INCLUDED ARE TRANSFERS TO KOREA UNDER SECTION 3, P.L. 91-952, DATED JANUARY 5, 1971 AND SECTION 23 OF P.L. 95-384, DATED SEPTEMBER 26, 1978, AS WELL AS THE TRANSFER OF AMMUNITION TO THAILAND UNDER SECTION 24 OF P.L. 96-92, DATED OCTOBER 29, 1979.

MILITARY ASSISTANCE PROGRAM DELIVERIES/EXPENDITURES (CONTINUED)
 INCLUDES MASF, EMERGENCY DRAWDOWNS, AND OTHER GRANT ASSISTANCE; EXCLUDES TRAINING
 (DOLLARS IN THOUSANDS)

<u>FY 1997</u>	<u>FY 1998</u>	<u>FY 1999</u>	<u>FY 2000</u>	<u>FY 2001</u>	<u>FY 1950</u> <u>FY 2001</u>
-	-	6	-	-	6
-	-	-	-	-	2,988
-	-	172	-	-	25,211
-	19	-	-	-	12,003
5,815	-	-	-	-	32,079
-	-	-	-	-	7,668
-	-	79	-	-	4,462
-	-	-	-	-	9,325
40	5,394	-	-	63	80,449
-	73	-	-	-	968
-	2	-	-	-	22
-	-	-	-	-	68
-	-	-	-	-	66
-	-	-	-	-	40,770
-	-	-	126	-	2,269
<u>6,278</u>	-	-	-	<u>120</u>	<u>1,607,847</u>
<u>368</u>	<u>593</u>	-	-	-	<u>2,174,646</u>

WESTERN HEMISPHERE (CONTINUED)

INTERNATL. ORG. AND VARIOUS
 GEN. AND REG. COSTS

MAP EXCESS DEFENSE ARTICLES PROGRAM - ACQUISITION COST
 INCLUDES MILITARY ASSISTANCE SERVICE FUNDED

(DOLLARS IN THOUSANDS)

	FY 1950	FY 1991	FY 1992	FY 1993	FY 1994	FY 1995	FY 1996
<u>WORLDWIDE</u>		6,534,403	-	-	-	-	-
<u>EAST ASIA AND PACIFIC</u>		3,475,217	-	-	-	-	-
CAMBODIA		85,221	-	-	-	-	-
INDOCHINA		21,882	-	-	-	-	-
INDONESIA		34,003	-	-	-	-	-
JAPAN		174,979	-	-	-	-	-
KOREA (SEOUL) A/		663,885	-	-	-	-	-
LAOS A/		97,805	-	-	-	-	-
MYANMAR		12,250	-	-	-	-	-
REP OF PHILIPPINES A/		98,489	-	-	-	-	-
TAIWAN		941,286	-	-	-	-	-
THAILAND A/		244,955	-	-	-	-	-
VIETNAM A/		1,100,462	-	-	-	-	-
<u>NEAR EAST AND SOUTH ASIA</u>		182,427	-	-	-	-	-
INDIA		21,995	-	-	-	-	-
IRAQ		61,632	-	-	-	-	-
JORDAN		3,342	-	-	-	-	-
LEBANON		45,557	-	-	-	-	-
LIBYA		309	-	-	-	-	-
MOROCCO		2,195	-	-	-	-	-
NEPAL		11,943	-	-	-	-	-
PAKISTAN		2	-	-	-	-	-
SAUDI ARABIA		26,827	-	-	-	-	-
SRI LANKA		1,765	-	-	-	-	-
TUNISIA		2	-	-	-	-	-
		6,858	-	-	-	-	-
<u>EUROPE</u>		2,316,656	-	-	-	-	-
AUSTRIA		8,155	-	-	-	-	-
BELGIUM		21,327	-	-	-	-	-
DENMARK		20,935	-	-	-	-	-
FRANCE		289,843	-	-	-	-	-
GERMANY		718	-	-	-	-	-
GREECE		451,064	-	-	-	-	-
ITALY		214,639	-	-	-	-	-
LUXEMBOURG		178	-	-	-	-	-
NETHERLANDS		44,003	-	-	-	-	-
NORWAY		44,051	-	-	-	-	-
PORTUGAL		168,252	-	-	-	-	-
SPAIN		97,707	-	-	-	-	-
TURKEY		855,307	-	-	-	-	-
UNITED KINGDOM		72,950	-	-	-	-	-
YUGOSLAVIA		27,527	-	-	-	-	-

TOTALS MAY NOT ADD DUE TO ROUNDING

* LESS THAN \$500

MAP EXCESS DEFENSE ARTICLES PROGRAM - ACQUISITION COST
 INCLUDES MILITARY ASSISTANCE SERVICE FUNDED

(DOLLARS IN THOUSANDS)

	FY 1997	FY 1998	FY 1999	FY 2000	FY 2001	FY 1950 FY 2001
WORLDWIDE	-	-	-	-	-	6,534,403
EAST ASIA AND PACIFIC	-	-	-	-	-	3,475,217
CAMBODIA	-	-	-	-	-	85,221
INDOCHINA	-	-	-	-	-	21,882
INDONESIA	-	-	-	-	-	34,003
JAPAN	-	-	-	-	-	174,979
KOREA (SEOUL) A/	-	-	-	-	-	663,885
LAOS A/	-	-	-	-	-	97,805
MYANMAR	-	-	-	-	-	12,250
REP OF PHILIPPINES A/	-	-	-	-	-	98,489
TAIWAN	-	-	-	-	-	941,286
THAILAND A/	-	-	-	-	-	244,955
VIETNAM A/	-	-	-	-	-	1,100,462
NEAR EAST AND SOUTH ASIA	-	-	-	-	-	182,427
INDIA	-	-	-	-	-	21,995
IRAN	-	-	-	-	-	61,632
IRAQ	-	-	-	-	-	3,342
JORDAN	-	-	-	-	-	45,557
LEBANON	-	-	-	-	-	309
LIBYA	-	-	-	-	-	2,195
MOROCCO	-	-	-	-	-	11,943
NEPAL	-	-	-	-	-	2
PAKISTAN	-	-	-	-	-	26,827
SAUDI ARABIA	-	-	-	-	-	1,765
SRI LANKA	-	-	-	-	-	2
TUNISIA	-	-	-	-	-	6,858
EUROPE	-	-	-	-	-	2,316,656
AUSTRIA	-	-	-	-	-	8,155
BELGIUM	-	-	-	-	-	21,327
DENMARK	-	-	-	-	-	20,935
FRANCE	-	-	-	-	-	289,843
GERMANY	-	-	-	-	-	718
GREECE	-	-	-	-	-	451,064
ITALY	-	-	-	-	-	214,639
LUXEMBOURG	-	-	-	-	-	178
NETHERLANDS	-	-	-	-	-	44,003
NORWAY	-	-	-	-	-	44,051
PORTUGAL	-	-	-	-	-	168,252
SPAIN	-	-	-	-	-	97,707
TURKEY	-	-	-	-	-	855,307
UNITED KINGDOM	-	-	-	-	-	72,950
YUGOSLAVIA	-	-	-	-	-	27,527

TOTALS MAY NOT ADD DUE TO ROUNDING

* LESS THAN \$500

MAP EXCESS DEFENSE ARTICLES PROGRAM - ACQUISITION COST (CONTINUED)
 INCLUDES MILITARY ASSISTANCE SERVICE FUNDED

(DOLLARS IN THOUSANDS)

	FY 1950	FY 1991	FY 1992	FY 1993	FY 1994	FY 1995	FY 1996
AFRICA							
CAMEROON	36,414						
CHAD	4						
CONGO (KINSHASA)	170						
ETHIOPIA	5,213						
GUINEA	30,353						
LIBERIA	50						
MALI	390						
SENEGAL	201						
	33						
WESTERN HEMISPHERE							
ARGENTINA	231,623						
BOLIVIA	4,375						
BRAZIL	10,047						
CHILE	83,092						
COLOMBIA	24,010						
COSTA RICA	17,903						
CUBA	115						
DOMINICAN REPUBLIC	5,516						
ECUADOR	3,903						
EL SALVADOR	10,364						
GUATEMALA	2,454						
HAITI	6,732						
HONDURAS	195						
JAMAICA	3,821						
MEXICO	4						
NICARAGUA	50						
PANAMA	5,233						
PARAGUAY	1,673						
PERU	11,182						
URUGUAY	20,277						
VENEZUELA	20,352						
	324						
INTERNATL. ORG. AND VARIOUS		529					
GEN. AND REG. COSTS		291,537					

A/ DURING THE PERIOD FY 66-75, GRANT AID FUNDING IN SUPPORT OF ACTIVITIES IN SOUTHEAST ASIA WAS A PART OF THE REGULAR DOD APPROPRIATION AND WAS IDENTIFIED FOR PROGRAMMING PURPOSES AS MILITARY ASSISTANCE SERVICE FUNDED (MASF) PROGRAMS. THE FUNDS WERE USED FOR PROVIDING MILITARY EQUIPMENT AND RELATED SERVICES AND TRAINING TO THOSE COUNTRIES ENGAGED IN THE HOSTILITIES IN SOUTHEAST ASIA, I.E., KOREA, LAOS, PHILIPPINES, THAILAND, AND VIETNAM. ALSO INCLUDED ARE TRANSFERS TO KOREA UNDER SECTION 3, P.L. 91-952, DATED JANUARY 5, 1971 AND SECTION 23 OF P.L. 95-384, DATED SEPTEMBER 26, 1978, AS WELL AS THE TRANSFER OF AMMUNITION TO THAILAND UNDER SECTION 24 OF P.L. 96-92, DATED OCTOBER 29, 1979.

MAP EXCESS DEFENSE ARTICLES PROGRAM - ACQUISITION COST (CONTINUED)
 INCLUDES MILITARY ASSISTANCE SERVICE FUNDED

(DOLLARS IN THOUSANDS)

	FY 1997	FY 1998	FY 1999	FY 2000	FY 2001	FY 1950	FY 2001
AFRICA							
CAMEROON	-	-	-	-	-	36,414	4
CHAD	-	-	-	-	-	170	
CONGO (KINSHASA)	-	-	-	-	-	5,213	
ETHIOPIA	-	-	-	-	-	30,353	
GUINEA	-	-	-	-	-	50	
LIBERIA	-	-	-	-	-	390	
MALI	-	-	-	-	-	201	
SENEGAL	-	-	-	-	-	33	
WESTERN HEMISPHERE							
ARGENTINA	-	-	-	-	-	231,623	
BOLIVIA	-	-	-	-	-	4,375	
BRAZIL	-	-	-	-	-	10,047	
CHILE	-	-	-	-	-	83,092	
COLOMBIA	-	-	-	-	-	24,010	
COSTA RICA	-	-	-	-	-	17,903	
CUBA	-	-	-	-	-	115	
DOMINICAN REPUBLIC	-	-	-	-	-	5,516	
ECUADOR	-	-	-	-	-	3,903	
EL SALVADOR	-	-	-	-	-	10,364	
GUATEMALA	-	-	-	-	-	2,454	
HAITI	-	-	-	-	-	6,732	
HONDURAS	-	-	-	-	-	195	
JAMAICA	-	-	-	-	-	3,821	
MEXICO	-	-	-	-	-	4	
NICARAGUA	-	-	-	-	-	50	
PANAMA	-	-	-	-	-	5,233	
PARAGUAY	-	-	-	-	-	1,673	
PERU	-	-	-	-	-	11,182	
URUGUAY	-	-	-	-	-	20,277	
VENEZUELA	-	-	-	-	-	20,352	
						324	
INTERNATL. ORG. AND VARIOUS	-	-	-	-	-	529	
GEN. AND REG. COSTS	-	-	-	-	-	291,537	

MAP EXCESS DEFENSE ARTICLES DELIVERED - ACQUISITION COST
INCLUDES MILITARY ASSISTANCE SERVICE FUNDED

(DOLLARS IN THOUSANDS)

	FY 1950	FY 1991	FY 1992	FY 1993	FY 1994	FY 1995	FY 1996
WORLDWIDE		6,388,127	-	-	-	-	-
<u>EAST ASIA AND PACIFIC</u>		3,475,080	-	-	-	-	-
CAMBODIA		85,221	-	-	-	-	-
INDOCHINA		21,882	-	-	-	-	-
INDONESIA		34,003	-	-	-	-	-
JAPAN		174,979	-	-	-	-	-
KOREA (SEOUL) A/		663,748	-	-	-	-	-
LAOS A/		97,805	-	-	-	-	-
MYANMAR		12,250	-	-	-	-	-
REP OF PHILIPPINES A/		98,489	-	-	-	-	-
TAIWAN		941,286	-	-	-	-	-
THAILAND A/		244,955	-	-	-	-	-
VIETNAM A/		1,100,462	-	-	-	-	-
<u>NEAR EAST AND SOUTH ASIA</u>		182,427	-	-	-	-	-
INDIA		21,995	-	-	-	-	-
IRAN		61,632	-	-	-	-	-
IRAQ		3,342	-	-	-	-	-
JORDAN		45,557	-	-	-	-	-
LEBANON		309	-	-	-	-	-
LIBYA		2,195	-	-	-	-	-
MOROCCO		11,943	-	-	-	-	-
NEPAL		2	-	-	-	-	-
PAKISTAN		26,827	-	-	-	-	-
SAUDI ARABIA		1,765	-	-	-	-	-
SRI LANKA		2	-	-	-	-	-
TUNISIA		6,858	-	-	-	-	-
<u>EUROPE</u>		2,172,753	-	-	-	-	-
AUSTRIA		8,155	-	-	-	-	-
BELGIUM		21,327	-	-	-	-	-
DENMARK		20,935	-	-	-	-	-
FRANCE		289,843	-	-	-	-	-
GERMANY		718	-	-	-	-	-
GREECE		451,064	-	-	-	-	-
ITALY		214,639	-	-	-	-	-
LUXEMBOURG		178	-	-	-	-	-
NETHERLANDS		44,003	-	-	-	-	-
NORWAY		44,051	-	-	-	-	-
PORTUGAL		25,240	-	-	-	-	-
SPAIN		97,707	-	-	-	-	-
TURKEY		854,416	-	-	-	-	-
UNITED KINGDOM		72,950	-	-	-	-	-
YUGOSLAVIA		27,527	-	-	-	-	-

TOTALS MAY NOT ADD DUE TO ROUNDING

* LESS THAN \$500

MAP EXCESS DEFENSE ARTICLES DELIVERED - ACQUISITION COST
INCLUDES MILITARY ASSISTANCE SERVICE FUNDED

(DOLLARS IN THOUSANDS)

FY 1997	FY 1998	FY 1999	FY 2000	FY 2001	FY 1950	FY 2001
-	-	-	-	-	6,388,127	-
-	-	-	-	-	3,475,080	-
-	-	-	-	-	85,221	-
-	-	-	-	-	21,882	-
-	-	-	-	-	34,003	-
-	-	-	-	-	174,979	-
-	-	-	-	-	663,748	-
-	-	-	-	-	97,805	-
-	-	-	-	-	12,250	-
-	-	-	-	-	98,489	-
-	-	-	-	-	941,286	-
-	-	-	-	-	244,955	-
-	-	-	-	-	1,100,462	-
-	-	-	-	-	182,427	-
-	-	-	-	-	21,995	-
-	-	-	-	-	61,632	-
-	-	-	-	-	3,342	-
-	-	-	-	-	45,557	-
-	-	-	-	-	309	-
-	-	-	-	-	2,195	-
-	-	-	-	-	11,943	-
-	-	-	-	-	2	-
-	-	-	-	-	26,827	-
-	-	-	-	-	1,765	-
-	-	-	-	-	2	-
-	-	-	-	-	6,858	-
-	-	-	-	-	2,172,753	-
-	-	-	-	-	8,155	-
-	-	-	-	-	21,327	-
-	-	-	-	-	20,935	-
-	-	-	-	-	289,843	-
-	-	-	-	-	718	-
-	-	-	-	-	451,064	-
-	-	-	-	-	214,639	-
-	-	-	-	-	178	-
-	-	-	-	-	44,003	-
-	-	-	-	-	44,051	-
-	-	-	-	-	25,240	-
-	-	-	-	-	97,707	-
-	-	-	-	-	854,416	-
-	-	-	-	-	72,950	-
-	-	-	-	-	27,527	-

TOTALS MAY NOT ADD DUE TO ROUNDING

* LESS THAN \$500

MAP EXCESS DEFENSE ARTICLES DELIVERED - ACQUISITION COST (CONTINUED)
 INCLUDES MILITARY ASSISTANCE SERVICE FUNDED

(DOLLARS IN THOUSANDS)

	FY 1950	FY 1991	FY 1992	FY 1993	FY 1994	FY 1995	FY 1996
<u>AFRICA</u>							
CAMEROON	4	36,244	-	-	-	-	-
CONGO (KINSHASA)							
ETHIOPIA		5,213	-	-	-	-	-
GUINEA		30,353	-	-	-	-	-
LIBERIA		50	-	-	-	-	-
MALI		390	-	-	-	-	-
SENEGAL		201	-	-	-	-	-
		33	-	-	-	-	-
<u>WESTERN HEMISPHERE</u>							
ARGENTINA		229,557	-	-	-	-	-
BOLIVIA		4,375	-	-	-	-	-
BRAZIL		9,966	-	-	-	-	-
CHILE		83,092	-	-	-	-	-
COLOMBIA		24,010	-	-	-	-	-
COSTA RICA		17,903	-	-	-	-	-
CUBA		115	-	-	-	-	-
DOMINICAN REPUBLIC		5,516	-	-	-	-	-
ECUADOR		3,903	-	-	-	-	-
EL SALVADOR		10,364	-	-	-	-	-
GUATEMALA		2,454	-	-	-	-	-
HAITI		6,732	-	-	-	-	-
HONDURAS		1,995	-	-	-	-	-
JAMAICA		4	-	-	-	-	-
MEXICO		50	-	-	-	-	-
NICARAGUA		5,081	-	-	-	-	-
PANAMA		1,673	-	-	-	-	-
PARAGUAY		11,176	-	-	-	-	-
PERU		20,277	-	-	-	-	-
URUGUAY		20,352	-	-	-	-	-
VENEZUELA		324	-	-	-	-	-
<u>INTERNATL. ORG. AND VARIOUS</u>							
		529	-	-	-	-	-
<u>GEN. AND REG. COSTS</u>							
		291,537	-	-	-	-	-

a/ DURING THE PERIOD FY 66-75, GRANT AID FUNDING IN SUPPORT OF ACTIVITIES IN SOUTHEAST ASIA WAS A PART OF THE REGULAR DOD APPROPRIATION AND WAS IDENTIFIED FOR PROGRAMMING PURPOSES AS MILITARY ASSISTANCE SERVICE FUNDED (MASF) PROGRAMS. THE FUNDS WERE USED FOR PROVIDING MILITARY EQUIPMENT AND RELATED SERVICES AND TRAINING TO THOSE COUNTRIES ENGAGED IN THE HOSTILITIES IN SOUTHEAST ASIA, I.E., KOREA, LAOS, PHILIPPINES, THAILAND, AND VIETNAM. ALSO INCLUDED ARE TRANSFERS TO KOREA UNDER SECTION 3, P.L. 91-952, DATED JANUARY 5, 1971 AND SECTION 23 OF P.L. 95-384, DATED SEPTEMBER 26, 1978, AS WELL AS THE TRANSFER OF AMMUNITION TO THAILAND UNDER SECTION 24 OF P.L. 96-92, DATED OCTOBER 29, 1979.

TOTALS MAY NOT ADD DUE TO ROUNDING * LESS THAN \$500

MAP EXCESS DEFENSE ARTICLES DELIVERED - ACQUISITION COST (CONTINUED)
 INCLUDES MILITARY ASSISTANCE SERVICE FUNDED

(DOLLARS IN THOUSANDS)

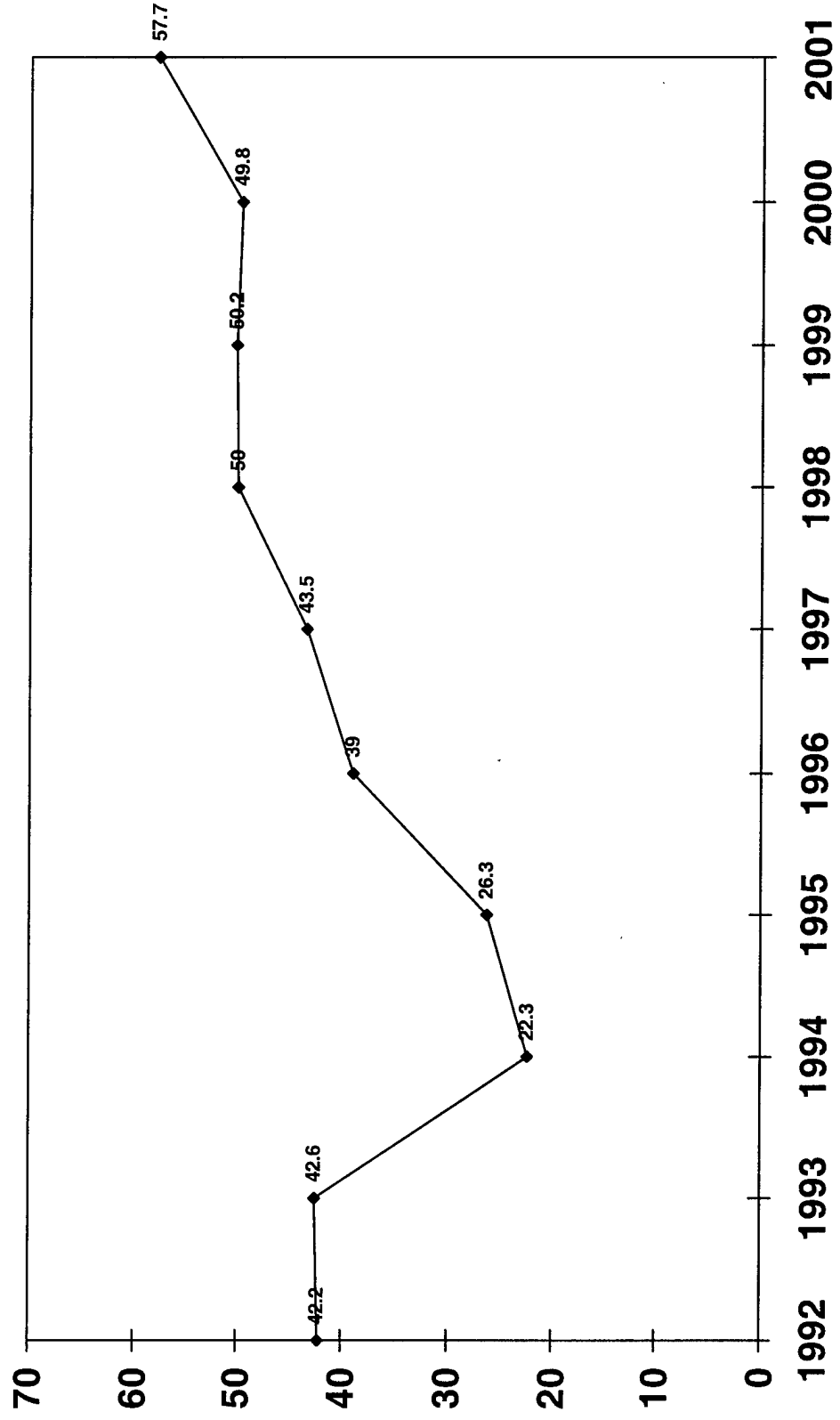
	FY 1997	FY 1998	FY 1999	FY 2000	FY 2001	FY 2001	FY 1950	FY 2001
AFRICA	-	-	-	-	-	-	36,244	-
CAMEROON	-	-	-	-	-	-	4	-
CONGO (KINSHASA)	-	-	-	-	-	-	5,213	-
ETHIOPIA	-	-	-	-	-	-	30,353	-
GUINEA	-	-	-	-	-	-	50	-
LIBERIA	-	-	-	-	-	-	390	-
MALI	-	-	-	-	-	-	201	-
SENEGAL	-	-	-	-	-	-	33	-
WESTERN HEMISPHERE	-	-	-	-	-	-	229,557	-
ARGENTINA	-	-	-	-	-	-	4,375	-
BOLIVIA	-	-	-	-	-	-	9,966	-
BRAZIL	-	-	-	-	-	-	83,092	-
CHILE	-	-	-	-	-	-	24,010	-
COLOMBIA	-	-	-	-	-	-	17,903	-
COSTA RICA	-	-	-	-	-	-	115	-
CUBA	-	-	-	-	-	-	5,516	-
DOMINICAN REPUBLIC	-	-	-	-	-	-	3,903	-
ECUADOR	-	-	-	-	-	-	10,364	-
EL SALVADOR	-	-	-	-	-	-	2,454	-
GUATEMALA	-	-	-	-	-	-	6,732	-
HAITI	-	-	-	-	-	-	195	-
HONDURAS	-	-	-	-	-	-	1,995	-
JAMAICA	-	-	-	-	-	-	4	-
MEXICO	-	-	-	-	-	-	50	-
NICARAGUA	-	-	-	-	-	-	5,081	-
PANAMA	-	-	-	-	-	-	1,673	-
PARAGUAY	-	-	-	-	-	-	11,176	-
PERU	-	-	-	-	-	-	20,277	-
URUGUAY	-	-	-	-	-	-	20,352	-
VENEZUELA	-	-	-	-	-	-	324	-
INTERNATL. ORG. AND VARIOUS	-	-	-	-	-	-	529	-
GEN. AND REG. COSTS	-	-	-	-	-	-	291,537	-

TOTALS MAY NOT ADD DUE TO ROUNDING

* LESS THAN \$500

PAGE INTENTIONALLY LEFT BLANK

IMET PROGRAM/DELIVERIES
INCLUDES MASF AND EMERGENCY DRAWDOWNS
(Dollars in Millions)



INTERNATIONAL MILITARY EDUCATION AND TRAINING PROGRAM/DELIVERIES
INCLUDES MILITARY ASSISTANCE SERVICE FUNDED AND EMERGENCY DRAWDOWNS

(DOLLARS IN THOUSANDS)

	FY 1950	FY 1991	FY 1992	FY 1993	FY 1994	FY 1995	FY 1996
<u>WORLDWIDE</u>		2,480,744	42,209	42,627	22,250	26,350	38,997
<u>EAST ASIA AND PACIFIC</u>	904,277	5,665	5,539	2,395	3,471	4,846	4,403
CAMBODIA	14,603	-	-	122	-	-	-
FIJI	398	-	-	-	-	-	-
INDOCHINA	598	-	-	-	-	-	-
INDONESIA	50,222	2,125	-	-	-	-	577
JAPAN	44,589	-	-	-	-	-	-
KOREA (SEOUL) A/	174,164	776	273	21	10	9	9
LAOS A/	42,814	-	-	-	-	-	-
MALAYSIA	11,709	-	-	318	504	613	613
MONGOLIA	-	108	108	50	98	70	70
MYANMAR	5,791	-	-	-	-	-	-
PAPUA NEW GUINEA	525	97	100	50	125	162	162
REP OF PHILIPPINES A/	56,406	2,475	2,539	876	1,193	1,210	1,210
SINGAPORE	452	15	20	10	20	20	20
SOLOMON ISLANDS	215	13	20	8	101	85	85
TAIWAN	103,156	-	-	-	-	-	-
THAILAND A/	96,158	-	2,339	895	999	1,445	1,445
TONGA	335	56	61	15	50	85	85
VANUATU	-	-	30	15	50	88	88
VIETNAM A/	302,142	-	-	-	-	-	-
WESTERN SAMOA	-	-	48	15	48	79	79
<u>NEAR EAST AND SOUTH ASIA</u>	257,047	6,009	6,960	3,638	4,860	5,765	5,765
AFGHANISTAN	5,616	-	-	-	-	-	-
ALGERIA	729	150	137	56	74	75	75
BAHRAIN	-	74	103	56	75	108	108
BANGLADESH	3,594	607	462	182	209	326	326
EGYPT	18,683	1,518	1,718	800	1,000	1,009	1,009
INDIA	8,777	310	362	152	208	357	357
IRAN	67,442	-	-	-	-	-	-
IRAQ	1,487	-	-	-	-	-	-
ISRAEL	218	-	-	-	-	-	-
JORDAN	28,225	585	501	800	1,003	1,202	1,202
LEBANON	8,279	-	591	304	394	474	474
LIBYA	2,795	-	-	-	-	-	-
MALDIVES	282	105	102	-	50	80	80
MOROCCO	28,799	1,034	1,140	528	724	830	830
NEPAL	1,660	179	149	106	96	140	140
OMAN	1,048	97	92	54	131	119	119
PAKISTAN	31,884	-	-	-	-	-	-
SAUDI ARABIA	12,456	-	-	-	-	-	-
SRI LANKA	1,898	224	388	100	96	179	179
SYRIA	56	-	-	-	-	-	-

* LESS THAN \$500

TOTALS MAY NOT ADD DUE TO ROUNDING

INTERNATIONAL MILITARY EDUCATION AND TRAINING PROGRAM/DELIVERIES
 INCLUDES MILITARY ASSISTANCE SERVICE FUNDED AND EMERGENCY DRAWDOWNS

(DOLLARS IN THOUSANDS)

FY 1997	FY 1998	FY 1999	FY 2000	FY 2001	FY 1950	FY 2001
43,475	50,034	50,159	49,810	57,748	2,904,403	2,904,403
5,015	5,686	5,298	4,956	5,269	952,417	952,417
463	-	15	78	-	15,864	15,864
-	-	-	-	-	491	491
105	476	486	-	-	598	598
-	-	-	-	-	53,991	53,991
-	-	-	-	-	44,589	44,589
-	-	-	-	-	175,253	175,253
631	939	713	740	757	42,814	42,814
365	425	429	512	750	16,924	16,924
-	-	-	-	-	2,915	2,915
111	173	156	177	160	5,791	5,791
1,295	1,278	1,348	1,415	1,436	1,835	1,835
-	-	-	-	-	71,472	71,472
146	122	157	53	62	536	536
-	-	-	-	-	982	982
1,600	1,985	1,703	1,730	1,852	103,156	103,156
105	99	99	103	100	110,706	110,706
99	93	87	63	64	1,109	1,109
-	-	-	-	-	589	589
95	96	105	85	88	302,142	302,142
6,457	6,693	7,141	7,227	7,754	319,551	319,551
-	-	-	-	-	5,616	5,616
61	126	124	115	121	1,768	1,768
149	251	228	216	249	1,509	1,509
342	312	394	456	507	7,391	7,391
1,000	1,000	1,040	1,006	1,119	29,893	29,893
404	177	241	489	498	11,976	11,976
-	-	-	-	-	67,442	67,442
-	-	-	-	-	1,487	1,487
-	-	-	-	-	218	218
1,655	1,600	1,654	1,679	1,700	40,604	40,604
547	550	554	582	546	12,821	12,821
-	-	-	-	-	2,795	2,795
85	101	94	100	110	1,109	1,109
812	907	927	904	999	37,604	37,604
196	196	189	216	237	3,363	3,363
117	217	233	230	250	2,588	2,588
-	-	174	-	-	32,058	32,058
200	214	230	203	252	12,456	12,456
-	-	-	-	-	3,985	3,985
-	-	-	-	-	56	56

TOTALS MAY NOT ADD DUE TO ROUNDING

* LESS THAN \$500

INTERNATIONAL MILITARY EDUCATION AND TRAINING PROGRAM/DELIVERIES (CONTINUED)
 INCLUDES MILITARY ASSISTANCE SERVICE FUNDED AND EMERGENCY DRAWDOWNS

(DOLLARS IN THOUSANDS)

	FY 1950	FY 1991	FY 1992	FY 1993	FY 1994	FY 1995	FY 1996
NEAR EAST AND SOUTH ASIA (CONTINUED)							
TUNISIA	20,945		1,125	1,215	500	800	816
YEMEN	12,173		-	-	-	-	50
EUROPE	654,188	9,464	8,892	6,757	7,897	13,253	13,432
ALBANIA	-	128	-	172	165	226	432
AUSTRIA	1,847	-	-	-	10	15	15
BELARUS	-	-	97	-	100	94	279
BELGIUM	33,889	-	-	-	-	-	-
BOSNIA-HERZEGOVINA	-	333	-	-	-	-	259
BULGARIA	-	-	279	-	300	400	708
CROATIA	-	-	-	469	-	105	218
CZECH REPUBLIC	246	648	61	-	500	500	795
CZECHOSLOVAKIA	30,451	-	-	-	-	-	-
DENMARK	-	61	88	-	152	180	386
ESTONIA	744	-	-	-	10	15	14
FINLAND	107,987	-	-	-	-	-	-
FRANCE	-	-	-	-	63	82	302
GERMANY	16,173	-	-	-	-	-	-
GREECE	59,108	294	243	-	100	48	54
HUNGARY	250	641	699	-	700	796	1,034
ICELAND	194	-	-	-	-	-	-
IRELAND	21	-	-	-	-	-	-
ITALY	46,566	-	-	-	-	-	-
KAZAKHSTAN	-	-	163	-	90	97	388
KYRGYZSTAN	-	-	-	-	50	60	231
LATVIA	-	46	113	-	195	197	388
LITHUANIA	-	72	148	-	150	196	498
LUXEMBOURG	550	-	-	-	-	-	-
MACEDONIA (FYROM)	125	11	53	-	18	125	249
MALTA	-	-	-	-	57	58	30
MOLDOVA	-	-	-	-	-	106	273
NETHERLANDS	39,100	-	-	-	-	-	-
NORWAY	31,652	-	-	-	-	-	-
POLAND	351	711	684	-	700	747	1,021
PORTUGAL	45,128	2,095	996	-	500	500	769
ROMANIA	-	-	309	-	312	460	758
RUSSIA	-	132	455	-	471	413	760
SLOVAKIA	-	-	128	-	296	253	471
SLOVENIA	-	-	82	-	113	150	253
SPAIN	66,471	928	240	-	49	52	49
TURKEY	146,635	3,288	3,032	-	1,006	1,102	1,095
TURKMENISTAN	-	-	-	-	50	118	213

TOTALS MAY NOT ADD DUE TO ROUNDING

* LESS THAN \$500

INTERNATIONAL MILITARY EDUCATION AND TRAINING PROGRAM/DELIVERIES (CONTINUED)
 INCLUDES MILITARY ASSISTANCE SERVICE FUNDED AND EMERGENCY DRAWDOWNS

(DOLLARS IN THOUSANDS)

<u>FY 1997</u>	<u>FY 1998</u>	<u>FY 1999</u>	<u>FY 2000</u>	<u>FY 2001</u>	<u>FY 1990</u>	<u>FY 2001</u>
837	900	937	906	968	29,949	29,949
52	142	122	125	198	12,862	12,862
<u>15,180</u>	<u>18,713</u>	<u>18,450</u>	<u>19,438</u>	<u>22,552</u>	<u>794,784</u>	<u>794,784</u>
666	613	650	646	1,200	4,898	4,898
273	61	-	-	-	1,887	1,887
-	-	-	-	-	904	904
500	600	632	601	1,109	33,889	33,889
903	950	974	1,000	1,599	3,701	3,701
427	455	435	514	1,032	7,446	7,446
737	1,394	1,227	1,441	1,370	3,186	3,186
-	-	-	-	-	8,433	8,433
-	-	-	-	-	954	954
572	689	675	789	750	30,451	30,451
-	-	-	-	-	4,342	4,342
-	-	-	-	-	783	783
312	416	394	409	481	107,987	107,987
-	-	-	-	-	2,459	2,459
28	31	25	25	25	16,173	16,173
1,014	1,347	1,500	1,398	1,394	59,982	59,982
-	-	-	-	-	10,773	10,773
-	-	-	-	-	194	194
-	-	-	-	-	21	21
-	-	-	-	-	46,566	46,566
389	587	540	567	583	3,404	3,404
257	336	383	358	380	2,055	2,055
535	751	729	749	815	4,519	4,519
523	664	727	750	797	4,524	4,524
-	-	-	-	-	550	550
319	457	448	504	741	2,843	2,843
104	91	109	100	136	835	835
268	460	485	487	630	2,766	2,766
-	-	-	-	-	39,100	39,100
1,000	1,318	1,600	1,670	1,318	31,652	31,652
551	844	700	656	594	11,119	11,119
922	1,094	1,111	1,093	1,544	53,333	53,333
842	732	228	717	156	7,603	7,603
621	621	623	633	992	4,907	4,907
400	654	650	579	1,022	4,638	4,638
-	-	-	-	-	3,903	3,903
1,454	1,505	1,514	1,554	1,689	67,789	67,789
262	336	261	313	258	163,874	163,874
-	-	-	-	-	1,811	1,811

NEAR EAST AND SOUTH ASIA (CONTINUED)

TUNISIA
YEMEN

EUROPE
ALBANIA
AUSTRIA
BELARUS
BELGIUM
BOSNIA-HERZEGOVINA
BULGARIA
CROATIA
CZECH REPUBLIC
CZECHOSLOVAKIA
DENMARK
ESTONIA
FINLAND
FRANCE
GEORGIA
GERMANY
GREECE
HUNGARY
ICELAND
IRELAND
ITALY
KAZAKHSTAN
KYRGYZSTAN
LATVIA
LITHUANIA
LUXEMBOURG
MACEDONIA (FYROM)
MALTA
MOLDOVA
NETHERLANDS
NORWAY
POLAND
PORTUGAL
ROMANIA
RUSSIA
SLOVAKIA
SLOVENIA
SPAIN
TURKEY
TURKMENISTAN

TOTALS MAY NOT ADD DUE TO ROUNDING * LESS THAN \$500

INTERNATIONAL MILITARY EDUCATION AND TRAINING PROGRAM/DELIVERIES (CONTINUED)
 INCLUDES MILITARY ASSISTANCE SERVICE FUNDED AND EMERGENCY DRAWDOWNS

(DOLLARS IN THOUSANDS)

	<u>FY 1950</u>	<u>FY 1991</u>	<u>FY 1992</u>	<u>FY 1993</u>	<u>FY 1994</u>	<u>FY 1995</u>	<u>FY 1996</u>
EUROPE (CONTINUED)							
UKRAINE	-	77	379	600	707	1,019	-
UNITED KINGDOM	21,624	-	-	-	-	95	293
UZBEKISTAN	-	-	-	-	-	-	-
YUGOSLAVIA	5,076	-	-	-	-	-	-
	<u>128,039</u>	<u>7,947</u>	<u>8,683</u>	<u>4,021</u>	<u>4,955</u>	<u>6,016</u>	
AFRICA							
ANGOLA	554	106	113	99	161	281	-
BENIN	3,178	582	445	364	440	454	-
BOTSWANA	960	-	-	-	44	71	-
BURKINA FASO	1,248	182	333	100	-	83	-
BURUNDI	2,254	283	328	167	75	64	-
CAMEROON	626	130	215	225	186	110	-
CAPE VERDE	1,169	256	370	137	150	64	-
CENTRAL AFRICAN REP	2,591	60	142	109	125	162	-
CHAD	261	150	206	106	200	261	-
COMOROS	342	46	-	82	248	327	-
CONGO (BRAZZAVILLE)	18,121	71	-	-	-	-	-
CONGO (KINSHASA)	1,262	-	-	-	-	-	-
DJIBOUTI	744	-	-	-	-	-	-
EQUATORIAL GUINEA	-	-	-	-	-	-	-
ERITREA	22,701	113	160	113	200	261	-
ETHIOPIA	1,071	115	115	100	248	327	-
GABON	537	117	98	229	-	-	-
GAMBIA	3,732	260	303	229	222	257	-
GHANA	1,311	183	187	88	155	35	-
GUINEA	444	150	203	102	75	88	-
GUINEA-BISSAU	1,473	186	213	150	120	151	-
IVORY COAST	14,696	775	652	288	283	297	-
KENYA	329	129	130	-	32	72	-
LESOTHO	9,401	-	-	-	-	-	-
LIBERIA	633	151	274	-	-	102	-
MADAGASCAR	1,629	131	108	125	125	154	-
MALAWI	2,774	121	198	134	163	155	-
MALI	769	-	-	-	-	-	-
MAURITANIA	-	92	65	-	-	-	-
MAURITIUS	87	185	176	-	138	203	-
MOZAMBIQUE	190	217	300	220	126	190	-
NAMIBIA	2,820	379	349	200	189	11	-
NIGER	2,157	378	139	75	-	-	-
NIGERIA	699	78	141	50	50	243	-
RWANDA	347	151	175	29	29	75	-
SAO TOME & PRINCIPE	-	-	749	450	598	637	-
SENEGAL	5,337	675	-	-	-	-	-

TOTALS MAY NOT ADD DUE TO ROUNDING

* LESS THAN \$500

INTERNATIONAL MILITARY EDUCATION AND TRAINING PROGRAM/DELIVERIES (CONTINUED)
 INCLUDES MILITARY ASSISTANCE SERVICE FUNDED AND EMERGENCY DRAWDOWNS

(DOLLARS IN THOUSANDS)

	<u>FY 1997</u>	<u>FY 1998</u>	<u>FY 1999</u>	<u>FY 2000</u>	<u>FY 2001</u>	<u>FY 1950</u> <u>FY 2001</u>
<u>EUROPE (CONTINUED)</u>						
UKRAINE	1,015	1,250	1,304	1,338	1,443	9,132
UNITED KINGDOM	-	-	-	-	-	21,624
UZBEKISTAN	286	457	526	547	494	2,698
YUGOSLAVIA	-	-	-	-	-	5,076
<u>AFRICA</u>	7,093	7,989	8,463	7,543	8,533	199,281
ANGOLA	174	-	-	-	-	174
BENIN	350	376	372	356	384	3,152
BOTSWANA	391	540	562	479	663	8,098
BURKINA FASO	-	-	-	-	-	960
BURUNDI	-	-	-	-	-	1,878
CAMEROON	104	142	184	189	223	3,891
CAPE VERDE	208	153	70	123	126	1,742
CENTRAL AFRICAN REP	158	150	81	103	116	2,544
CHAD	27	100	87	100	173	4,086
COMOROS	76	101	14	-	-	713
CONGO (BRAZZAVILLE)	147	-	-	-	86	1,288
CONGO (KINSHASA)	-	103	123	-	-	18,121
DJIBOUTI	94	-	-	163	132	2,510
EQUATORIAL GUINEA	413	409	439	-	-	815
ERITREA	313	279	516	27	155	1,986
ETHIOPIA	-	-	-	152	-	24,809
GABON	-	-	-	47	131	1,477
GAMBIA	-	-	-	-	-	851
GHANA	243	288	391	450	338	6,713
GUINEA	55	70	167	179	254	2,684
GUINEA-BISSAU	119	64	-	22	55	1,322
IVORY COAST	170	211	189	22	-	2,886
KENYA	304	443	462	422	443	19,065
LESOTHO	76	75	74	86	78	1,082
LIBERIA	-	-	-	-	-	9,401
MADAGASCAR	113	146	115	160	158	1,852
MALAWI	228	284	332	345	388	3,849
MALI	152	275	374	270	355	4,971
MAURITANIA	-	-	-	-	83	852
MAURITIUS	22	63	95	79	86	502
MOZAMBIQUE	204	178	184	178	200	1,733
NAMIBIA	188	203	145	175	193	2,146
NIGER	-	-	-	-	102	4,050
NIGERIA	-	-	90	525	663	3,952
RWANDA	359	473	314	164	-	2,596
SAO TOME & PRINCIPE	72	74	86	45	101	1,155
SENEGAL	697	815	846	764	912	12,480

TOTALS MAY NOT ADD DUE TO ROUNDING

* LESS THAN \$500

INTERNATIONAL MILITARY EDUCATION AND TRAINING PROGRAM/DELIVERIES (CONTINUED)
 INCLUDES MILITARY ASSISTANCE SERVICE FUNDED AND EMERGENCY DRAWDOWNS

(DOLLARS IN THOUSANDS)

	FY 1950	FY 1991	FY 1992	FY 1993	FY 1994	FY 1995	FY 1996
AFRICA (CONTINUED)							
SEYCHELLES	177		90	128	-	10	31
SIERRA LEONE	819		88	284	-	52	134
SOMALIA	6,619		-	-	-	-	-
SOUTH AFRICA	-		-	-	104	297	466
SUDAN	10,131		-	-	-	-	-
SWAZILAND	504		181	147	-	57	50
TANZANIA	225		163	177	114	81	126
TOGO	751		-	-	-	-	-
UGANDA	782		220	198	128	138	189
ZAMBIA	-		135	151	75	92	99
ZIMBABWE	1,587		382	403	241	232	224
WESTERN HEMISPHERE	288,139		11,988	10,885	4,551	4,458	8,217
ANTIGUA & BARBUDA	238		7	16	6	3	95
ARGENTINA	13,641		282	300	102	109	588
BAHAMAS	381		80	75	11	13	116
BARBADOS	615		17	37	6	11	99
BELIZE	761		150	124	50	54	217
BOLIVIA	17,522		742	1,054	439	368	547
BRAZIL	16,689		147	250	96	100	200
CHILE	17,160		306	266	97	120	301
COLOMBIA	27,543		2,310	2,641	900	588	95
COSTA RICA	2,845		206	225	101	68	196
CUBA	2,023		-	-	-	-	-
DOMINICA	331		15	41	30	39	35
DOMINICAN REPUBLIC	17,661		942	786	308	213	507
ECUADOR	19,532		776	808	379	293	547
EL SALVADOR	30,643		1,354	300	400	404	535
GRENADA	598		109	49	43	39	61
GUATEMALA	10,487		210	153	36	-	-
GUYANA	75		77	100	5	97	220
HAITI	3,882		-	-	-	35	169
HONDURAS	20,299		1,202	1,358	524	325	500
JAMAICA	3,564		664	447	201	174	469
MEXICO	5,445		579	721	201	400	992
NICARAGUA	11,583		-	-	-	-	-
PANAMA	8,265		-	-	-	-	-
PARAGUAY	7,741		247	341	89	134	155
PERU	23,724		112	-	-	325	380
ST KITTS AND NEVIS	406		91	60	44	39	75
ST LUCIA	346		72	49	59	46	68
ST VINCENT + GREN.	445		104	73	52	40	74
SURINAME	128		-	-	-	28	85

* LESS THAN \$500

TOTALS MAY NOT ADD DUE TO ROUNDING

INTERNATIONAL MILITARY EDUCATION AND TRAINING PROGRAM/DELIVERIES (CONTINUED)
 INCLUDES MILITARY ASSISTANCE SERVICE FUNDED AND EMERGENCY DRAWDOWNS

(DOLLARS IN THOUSANDS)

	<u>FY 1991</u>	<u>FY 1992</u>	<u>FY 1993</u>	<u>FY 1994</u>	<u>FY 1995</u>	<u>FY 1996</u>
<u>WESTERN HEMISPHERE (CONTINUED)</u>						
TRINIDAD + TOBAGO	324	38	49	10	-	83
URUGUAY	8,175	484	337	167	143	380
VENEZUELA	15,066	666	226	195	250	428
<u>INTERNATL. ORG. AND VARIOUS</u>	<u>278</u>	<u>-</u>	<u>-</u>	<u>-</u>	<u>-</u>	<u>-</u>
<u>GEN. AND REG. COSTS</u>	<u>248,775</u>	<u>1,137</u>	<u>1,670</u>	<u>888</u>	<u>709</u>	<u>900</u>

A/ DURING THE PERIOD FY 66-75, GRANT AID FUNDING IN SUPPORT OF ACTIVITIES IN SOUTHEAST ASIA WAS A PART OF THE REGULAR DOD APPROPRIATION AND WAS IDENTIFIED FOR PROGRAMMING PURPOSES AS MILITARY ASSISTANCE SERVICE FUNDED (MASF) PROGRAMS. THE FUNDS WERE USED FOR PROVIDING MILITARY EQUIPMENT AND RELATED SERVICES AND TRAINING TO THOSE COUNTRIES ENGAGED IN THE HOSTILITIES IN SOUTHEAST ASIA, I.E., KOREA, LAOS, PHILIPPINES, THAILAND, AND VIETNAM.

NOTE: SECURITY ASSISTANCE TRAINING IS CONSIDERED FULLY DELIVERED WHEN FUNDED.

TOTALS MAY NOT ADD DUE TO ROUNDING

* LESS THAN \$500

INTERNATIONAL MILITARY EDUCATION AND TRAINING PROGRAM/DELIVERIES (CONTINUED)
 INCLUDES MILITARY ASSISTANCE SERVICE FUNDED AND EMERGENCY DRAWDOWNS

(DOLLARS IN THOUSANDS)

	<u>FY 1997</u>	<u>FY 1998</u>	<u>FY 1999</u>	<u>FY 2000</u>	<u>FY 2001</u>	<u>FY 1950</u> <u>FY 2001</u>
	95	133	148	132	122	1,135
	332	321	364	326	398	11,427
	388	400	400	384	485	18,888
	-	-	-	-	-	278
	<u>1,198</u>	<u>1,260</u>	<u>950</u>	<u>756</u>	<u>2,798</u>	<u>261,041</u>
<u>WESTERN HEMISPHERE (CONTINUED)</u>						
TRINIDAD + TOBAGO						
URUGUAY						
VENEZUELA						
<u>INTERNATL. ORG. AND VARIOUS</u>						
<u>GEN. AND REG. COSTS</u>						

SUMMARY OF STUDENTS TRAINED UNDER INTERNATIONAL MILITARY EDUCATION AND TRAINING PROGRAM
INCLUDES MILITARY ASSISTANCE SERVICE FUNDED AND EMERGENCY DRAWDOWNS

	FY 1950	FY 1991	FY 1992	FY 1993	FY 1994	FY 1995	FY 1996
<u>WORLDWIDE</u>	588,387	6,416	6,500	2,624	2,659	3,470	
<u>EAST ASIA AND PACIFIC</u>	296,092	972	863	215	360	498	
CAMBODIA	67,482	-	-	5	9	49	
FIJI	112	-	-	-	-	-	
INDOCHINA	434	-	-	-	-	-	
INDONESIA	7,860	195	-	-	-	17	
JAPAN	15,721	-	-	-	-	-	
KOREA (SEOUL) A/	38,127	257	125	7	7	4	
LAOS A/	44,500	-	-	-	-	-	
MALAYSIA	2,163	3	-	25	47	84	
MONGOLIA	-	8	7	1	7	3	
MYANMAR	1,227	-	-	-	-	-	
PAPUA NEW GUINEA	128	17	13	3	14	17	
REP OF PHILIPPINES A/	22,576	474	405	94	120	114	
SINGAPORE	248	6	8	2	3	4	
SOLOMON ISLANDS	44	3	3	1	9	10	
TAIWAN	25,597	-	-	-	-	-	
THAILAND A/	21,850	1	288	73	121	171	
TONGA	88	8	10	1	8	8	
VANUATU	-	-	3	1	8	10	
VIETNAM A/	47,935	-	-	-	-	-	
WESTERN SAMOA	-	-	1	2	7	7	
<u>NEAR EAST AND SOUTH ASIA</u>	43,358	836	863	340	444	486	
AFGHANISTAN	487	-	-	-	-	-	
ALGERIA	141	17	16	5	7	7	
BAHRAIN	-	35	35	9	20	19	
BANGLADESH	675	58	59	14	12	25	
EGYPT	2,739	250	233	52	74	63	
INDIA	926	31	41	8	10	21	
IRAN	11,049	-	-	-	-	-	
IRAQ	410	-	-	-	-	-	
ISRAEL	80	-	-	-	-	-	
JORDAN	7,126	98	78	71	82	107	
LEBANON	2,433	-	51	59	67	74	
LIBYA	567	-	-	-	-	-	
MALDIVES	60	10	10	-	5	8	
MOROCCO	4,186	99	123	34	36	41	
NEPAL	230	19	19	9	7	10	
OMAN	209	16	24	9	20	22	
PAKISTAN	6,242	-	-	-	-	-	
SAUDI ARABIA	1,434	-	-	-	-	-	
SRI LANKA	368	36	29	10	10	14	
SYRIA	20	-	-	-	-	-	

SUMMARY OF STUDENTS TRAINED UNDER INTERNATIONAL MILITARY EDUCATION AND TRAINING PROGRAM
INCLUDES MILITARY ASSISTANCE SERVICE FUNDED AND EMERGENCY DRAWDOWNS

	<u>FY 1997</u>	<u>FY 1998</u>	<u>FY 1999</u>	<u>FY 2000</u>	<u>FY 2001</u>	<u>FY 1950</u>	<u>FY 2001</u>
	3,450	8,069	9,000	8,216	8,386	647,177	
<u>WORLDWIDE</u>							
<u>EAST ASIA AND PACIFIC</u>	363	871	930	648	664	302,476	
CAMBODIA	15	-	-	-	-	67,560	
FIJI	-	-	1	22	-	135	
INDOCHINA	-	-	-	-	-	434	
INDONESIA	7	14	79	-	-	8,172	
JAPAN	-	-	-	-	-	15,721	
KOREA (SEOUL) A/	-	-	-	-	-	38,527	
LAOS A/	-	-	-	-	-	44,500	
MALAYSIA	58	57	152	126	66	2,781	
MONGOLIA	10	194	99	130	148	607	
MYANMAR	-	-	-	-	-	1,227	
PAPUA NEW GUINEA	4	38	86	96	80	496	
REP OF PHILIPPINES A/	118	149	214	90	129	24,483	
SINGAPORE	-	-	-	-	-	271	
SOLOMON ISLANDS	6	72	29	19	34	230	
TAIWAN	-	-	-	-	-	25,597	
THAILAND A/	120	215	181	94	152	23,266	
TONGA	10	35	28	1	4	201	
TONGA	3	2	39	2	27	95	
VANUATU	-	-	-	-	-	47,935	
VIETNAM A/	12	95	22	68	24	238	
WESTERN SAMOA	-	-	-	-	-	-	
	575	737	812	735	634	49,820	
<u>NEAR EAST AND SOUTH ASIA</u>							
AFGHANISTAN	-	-	-	-	-	487	
ALGERIA	5	8	12	9	9	236	
BAHRAIN	21	30	34	28	21	252	
BANGLADESH	23	26	78	31	36	1,037	
EGYPT	72	73	82	62	64	3,764	
INDIA	18	13	6	18	24	1,116	
IRAN	-	-	-	-	-	11,049	
IRAQ	-	-	-	-	-	410	
ISRAEL	-	-	-	-	-	80	
JORDAN	171	163	196	163	150	8,405	
LEBANON	100	139	163	129	99	3,314	
LIBYA	-	-	-	-	-	567	
MALDIVES	8	8	6	6	7	128	
MOROCCO	34	77	50	46	81	4,807	
NEPAL	15	15	13	43	12	392	
OMAN	17	21	40	102	25	505	
PAKISTAN	-	-	-	-	-	6,242	
SAUDI ARABIA	-	-	-	-	-	1,434	
SRI LANKA	16	66	9	10	53	621	
SYRIA	-	-	-	-	-	20	

SUMMARY OF STUDENTS TRAINED UNDER INTERNATIONAL MILITARY EDUCATION AND TRAINING PROGRAM (CONTINUED)
 INCLUDES MILITARY ASSISTANCE SERVICE FUNDED AND EMERGENCY DRAWDOWNS

	<u>FY 1950</u>	<u>FY 1991</u>	<u>FY 1992</u>	<u>FY 1993</u>	<u>FY 1994</u>	<u>FY 1995</u>	<u>FY 1996</u>
NEAR EAST AND SOUTH ASIA (CONTINUED)							
TUNISIA	3,139	167	145	60	94	74	1
YEMEN	837	-	-	-	-	-	-
EUROPE	112,181	773	938	431	524	724	22
ALBANIA	-	7	4	12	13	22	5
AUSTRIA	569	-	-	7	4	7	7
BELARUS	-	-	5	4	8	-	-
BELGIUM	5,118	-	-	-	-	-	9
BOSNIA-HERZEGOVINA	-	24	24	23	16	28	18
BULGARIA	-	-	-	25	14	18	44
CROATIA	-	-	43	11	32	-	-
CZECH REPUBLIC	19	43	11	-	-	-	-
CZECHOSLOVAKIA	4,657	3	15	18	9	13	3
DENMARK	-	3	-	2	2	-	-
ESTONIA	178	-	-	-	-	-	-
FINLAND	14,402	-	-	3	4	14	-
FRANCE	-	-	-	-	-	-	-
GEORGIA	-	-	-	-	-	-	-
GERMANY	1,535	-	-	-	-	-	-
GREECE	17,247	107	122	28	6	7	58
HUNGARY	18	49	51	44	35	-	-
ICELAND	98	-	-	-	-	-	-
IRELAND	8	-	-	-	-	-	-
ITALY	9,622	-	-	-	-	-	-
KAZAKHSTAN	-	-	14	2	3	14	10
KYRGYZSTAN	-	-	-	1	2	11	19
LATVIA	-	3	12	19	15	11	19
LITHUANIA	-	3	12	12	11	-	-
LUXEMBOURG	168	-	-	-	-	-	-
MACEDONIA (FYROM)	-	-	-	-	8	12	13
MALTA	37	7	13	7	5	5	5
MOLDOVA	-	-	-	1	5	13	-
NETHERLANDS	6,506	-	-	-	-	-	-
NORWAY	5,506	47	61	29	39	51	47
POLAND	16	83	73	41	60	47	42
PORTUGAL	4,943	8	24	13	24	42	45
ROMANIA	-	-	35	26	25	25	25
RUSSIA	-	8	12	14	14	14	21
SLOVAKIA	-	-	5	5	10	9	5
SLOVENIA	-	-	69	69	4	4	5
SPAIN	13,586	101	305	64	109	121	9
TURKEY	23,056	282	-	1	3	-	-
TURKMENISTAN	-	-	-	-	-	-	-

SUMMARY OF STUDENTS TRAINED UNDER INTERNATIONAL MILITARY EDUCATION AND TRAINING PROGRAM (CONTINUED)
 INCLUDES MILITARY ASSISTANCE SERVICE FUNDED AND EMERGENCY DRAWDOWNS

	FY 1997	FY 1998	FY 1999	FY 2000	FY 2001	FY 1950 FY 2001
	72	89	118	82	44	4,084
	3	9	5	6	9	870
	746	2,939	2,678	2,619	2,904	127,457
	27	84	126	109	128	532
	6	2	-	-	-	585
	-	-	-	-	-	32
	14	118	106	55	54	5,118
	38	36	118	90	53	356
	40	172	165	136	194	450
	37	123	178	128	232	739
	-	-	-	-	-	842
	-	-	-	-	-	73
	26	75	48	42	46	4,657
	-	-	-	-	-	295
	-	-	-	-	-	185
	11	108	57	84	158	14,402
	-	-	-	-	-	439
	2	2	2	-	1	1,535
	49	321	197	143	103	17,525
	-	-	-	-	-	1,068
	-	-	-	-	-	98
	-	-	-	-	-	8
	14	16	11	18	12	9,622
	8	92	13	9	11	104
	29	51	74	157	179	146
	27	97	65	28	33	550
	-	-	-	-	-	307
	13	93	71	157	32	168
	10	38	8	8	37	386
	12	106	46	62	31	175
	-	-	-	-	-	276
	-	-	-	-	-	6,506
	57	158	248	182	64	5,506
	30	122	126	12	80	952
	44	235	281	113	284	5,617
	48	251	11	248	84	1,060
	31	197	105	100	99	781
	30	52	75	183	205	597
	-	-	-	-	-	590
	84	194	180	204	235	13,770
	10	11	6	6	5	24,834
						51

NEAR EAST AND SOUTH ASIA (CONTINUED)

TUNISIA
 YEMEN
 EUROPE
 ALBANIA
 AUSTRIA
 BELARUS
 BELGIUM
 BOSNIA-HERZEGOVINA
 BULGARIA
 CROATIA
 CZECH REPUBLIC
 CZECHOSLOVAKIA
 DENMARK
 ESTONIA
 FINLAND
 FRANCE
 GEORGIA
 GERMANY
 GREECE
 HUNGARY
 ICELAND
 IRELAND
 ITALY
 KAZAKHSTAN
 KYRGYZSTAN
 LATVIA
 LITHUANIA
 LUXEMBOURG
 MACEDONIA (FYROM)
 MALTA
 MOLDOVA
 NETHERLANDS
 NORWAY
 POLAND
 PORTUGAL
 ROMANIA
 RUSSIA
 SLOVAKIA
 SLOVENIA
 SPAIN
 TURKEY
 TURKMENISTAN

SUMMARY OF STUDENTS TRAINED UNDER INTERNATIONAL MILITARY EDUCATION AND TRAINING PROGRAM (CONTINUED)
 INCLUDES MILITARY ASSISTANCE SERVICE FUNDED AND EMERGENCY DRAWDOWNS

	<u>FY 1950</u>	<u>FY 1991</u>	<u>FY 1992</u>	<u>FY 1993</u>	<u>FY 1994</u>	<u>FY 1995</u>	<u>FY 1996</u>
EUROPE (CONTINUED)							
UKRAINE	-	6	28	21	39	36	
UNITED KINGDOM	3,970	-	-	-	-	-	10
UZBEKISTAN	-	-	-	-	-	-	-
YUGOSLAVIA	922	-	-	-	-	-	-
<u>AFRICA</u>	<u>16,007</u>	<u>800</u>	<u>954</u>	<u>256</u>	<u>281</u>	<u>372</u>	
ANGOLA	-	9	12	6	5	14	
BENIN	63	67	72	23	26	36	
BOTSWANA	508	-	-	-	-	-	
BURKINA FASO	98	12	31	-	5	3	
BURUNDI	124	30	29	8	-	5	
CAMEROON	218	10	10	-	2	2	
CAPE VERDE	53	18	18	-	10	5	
CENTRAL AFRICAN REP	111	32	42	12	3	-	
CHAD	188	6	12	-	-	2	
COMOROS	30	10	15	4	6	7	
CONGO (BRAZZAVILLE)	34	-	-	-	-	-	
CONGO (KINSHASA)	1,587	2	17	6	8	-	
DJIBOUTI	120	5	-	-	-	7	
EQUATORIAL GUINEA	54	-	-	-	-	-	
ERITREA	-	-	-	3	19	18	
ETHIOPIA	3,918	-	12	5	25	33	
GABON	90	6	6	7	-	-	
GAMBIA	70	15	13	7	-	-	
GHANA	791	26	38	14	16	16	
GUINEA	123	11	16	4	6	1	
GUINEA-BISSAU	39	11	18	5	5	3	
IVORY COAST	202	17	21	6	7	7	
KENYA	1,764	109	80	21	18	24	
LESOTHO	36	18	22	3	3	9	
LIBERIA	1,235	-	-	-	-	-	
MADAGASCAR	63	11	26	-	-	4	
MALAWI	235	11	15	11	7	10	
MALI	266	11	18	6	6	9	
MAURITANIA	64	-	-	-	-	-	
MAURITIUS	-	10	9	-	-	-	
MOZAMBIQUE	4	13	12	-	5	8	
NAMIBIA	20	29	40	14	9	13	
NIGER	242	29	28	9	10	2	
NIGERIA	695	53	19	-	-	-	
RWANDA	57	6	14	1	2	5	
SAO TOME & PRINCIPE	31	10	10	-	1	2	
SENEGAL	449	43	62	21	31	29	

SUMMARY OF STUDENTS TRAINED UNDER INTERNATIONAL MILITARY EDUCATION AND TRAINING PROGRAM (CONTINUED)
 INCLUDES MILITARY ASSISTANCE SERVICE FUNDED AND EMERGENCY DRAWDOWNS

	<u>FY 1997</u>	<u>FY 1998</u>	<u>FY 1999</u>	<u>FY 2000</u>	<u>FY 2001</u>	<u>FY 1950</u>	<u>FY 2001</u>
	41	105	347	311	543	1,477	
	-	-	-	-	-	3,970	
	8	80	14	33	1	151	
	-	-	-	-	-	922	
	381	1,135	1,809	1,530	1,606	25,131	
	5	-	-	-	-	5	
	19	32	80	64	56	360	
	30	35	56	57	103	1,013	
	-	-	-	-	-	98	
	-	-	-	-	-	175	
	6	14	38	12	10	370	
	7	6	2	5	5	102	
	5	5	2	2	4	180	
	6	5	53	7	10	358	
	2	5	1	-	-	58	
	6	-	-	-	-	82	
	-	-	-	-	-	1,587	
	5	4	6	3	4	182	
	-	-	-	-	-	59	
	20	18	10	-	7	95	
	10	21	7	2	-	4,033	
	-	-	-	3	1	106	
	-	-	-	-	-	105	
	18	57	29	58	49	1,112	
	2	3	8	73	88	335	
	6	3	-	1	2	93	
	9	56	56	1	-	382	
	19	71	132	107	52	2,397	
	10	9	77	68	64	316	
	-	-	-	-	-	1,235	
	5	29	83	26	7	254	
	18	24	105	128	66	630	
	7	71	59	68	52	573	
	-	-	-	-	-	64	
	5	5	4	24	45	102	
	6	63	59	66	10	246	
	11	10	8	10	14	178	
	-	-	-	-	9	329	
	-	-	7	115	23	912	
	14	54	52	8	-	213	
	2	2	2	2	2	64	
	30	108	171	69	46	1,059	

EUROPE (CONTINUED)

UKRAINE
 UNITED KINGDOM
 UZBEKISTAN
 YUGOSLAVIA

AFRICA

ANGOLA
 BENIN
 BOTSWANA
 BURKINA FASO
 BURUNDI
 CAMEROON
 CAPE VERDE
 CENTRAL AFRICAN REP
 CHAD
 COMOROS
 CONGO (BRAZZAVILLE)
 CONGO (KINSHASA)
 DJIBOUTI
 EQUATORIAL GUINEA
 ERITREA
 ETHIOPIA
 GABON
 GAMBIA
 GHANA
 GUINEA
 GUINEA-BISSAU
 IVORY COAST
 KENYA
 LESOTHO
 LIBERIA
 MADAGASCAR
 MALAWI
 MALI
 MAURITANIA
 MAURITIUS
 MOZAMBIQUE
 NAMIBIA
 NIGER
 NIGERIA
 RWANDA
 SAO TOME & PRINCIPE
 SENEGAL

SUMMARY OF STUDENTS TRAINED UNDER INTERNATIONAL MILITARY EDUCATION AND TRAINING PROGRAM (CONTINUED)
 INCLUDES MILITARY ASSISTANCE SERVICE FUNDED AND EMERGENCY DRAWDOWNS

	FY 1950	FY 1991	FY 1992	FY 1993	FY 1994	FY 1995	FY 1996
AFRICA (CONTINUED)							
SEYCHELLES	27	9	10	-	-	1	2
SIERRA LEONE	114	15	43	-	-	5	11
SOMALIA	541	-	-	-	-	-	-
SOUTH AFRICA	-	-	-	4	-	15	35
SUDAN	1,130	-	-	-	-	-	-
SWAZILAND	89	24	24	-	-	3	5
TANZANIA	39	22	26	8	-	5	6
TOGO	67	-	-	-	-	-	-
UGANDA	105	28	31	12	10	17	17
ZAMBIA	-	18	28	4	7	8	8
ZIMBABWE	313	44	55	42	-	-	14
WESTERN HEMISPHERE	120,687	3,035	2,880	1,382	1,048	1,389	1,389
ANTIGUA & BARBUDA	107	3	5	1	1	11	11
ARGENTINA	4,292	87	74	36	12	12	65
BAHAMAS	246	29	43	6	9	6	18
BARBADOS	233	1	2	1	3	1	12
BELIZE	350	33	32	6	6	6	31
BOLIVIA	5,658	184	167	66	41	41	74
BRAZIL	8,833	18	37	17	19	19	38
CHILE	7,077	183	172	160	172	172	174
COLOMBIA	18,842	812	1,000	545	274	274	28
COSTA RICA	1,582	69	82	27	18	18	45
CUBA	523	-	-	-	-	-	-
DOMINICA	141	4	14	4	6	6	6
DOMINICAN REPUBLIC	6,210	158	157	50	20	20	70
ECUADOR	8,898	209	141	111	64	64	135
EL SALVADOR	6,671	168	54	65	24	24	68
GRENADA	6,208	31	20	9	6	6	9
GUATEMALA	4,340	14	42	5	-	-	-
GUYANA	58	18	24	3	17	17	26
HAITI	956	-	-	-	5	5	9
HONDURAS	7,774	289	286	113	108	108	105
JAMAICA	1,042	171	135	11	9	9	54
MEXICO	2,033	182	157	45	58	58	221
NICARAGUA	5,740	-	-	-	-	-	-
PANAMA	6,766	-	-	-	-	-	-
PARAGUAY	2,293	38	51	10	15	15	10
PERU	9,674	16	-	-	59	26	26
ST KITTS AND NEVIS	164	29	20	5	6	6	11
ST LUCIA	159	25	17	12	8	8	9
ST VINCENT + GREN.	175	33	28	5	8	8	10
SURINAME	31	-	-	-	2	2	17

SUMMARY OF STUDENTS TRAINED UNDER INTERNATIONAL MILITARY EDUCATION AND TRAINING PROGRAM (CONTINUED)
 INCLUDES MILITARY ASSISTANCE SERVICE FUNDED AND EMERGENCY DRAWDOWNS

	FY 1997	FY 1998	FY 1999	FY 2000	FY 2001	FY 1950	FY 2001
	3	9	28	1	1	91	
	-	-	-	-	7	195	
	-	-	-	-	-	541	
	38	204	551	447	792	2,086	
	-	-	-	-	-	1,130	
	6	7	6	17	42	223	
	-	45	8	8	11	178	
	5	-	-	-	9	81	
	24	40	20	18	-	305	
	10	69	51	42	15	252	
	12	51	38	18	-	587	
	1,385	2,387	2,771	2,684	2,578	142,226	
	13	16	16	12	10	195	
	72	211	197	191	210	5,447	
	12	16	17	10	12	418	
	9	6	6	9	6	288	
	29	32	33	20	18	590	
	68	66	76	88	73	6,561	
	41	19	30	22	26	9,100	
	167	187	174	201	348	9,015	
	-	261	611	763	513	23,649	
	52	101	53	69	51	2,149	
	-	-	-	-	-	523	
	5	7	6	7	4	204	
	70	47	47	36	58	6,923	
	109	141	162	94	107	10,171	
	27	241	181	143	243	7,885	
	7	10	6	6	5	317	
	29	83	103	19	33	4,668	
	22	17	20	16	15	236	
	19	107	2	39	-	1,137	
	112	197	221	208	111	9,524	
	66	87	57	118	70	1,820	
	192	165	194	95	116	3,458	
	4	26	55	135	76	6,036	
	-	-	2	12	17	6,797	
	27	22	57	42	38	2,603	
	53	99	44	55	60	10,086	
	10	8	26	9	9	297	
	5	8	6	9	3	261	
	6	7	8	5	6	291	
	10	18	86	72	86	322	

AFRICA (CONTINUED)

SEYCHELLES
 SIERRA LEONE
 SOMALIA
 SOUTH AFRICA
 SUDAN
 SWAZILAND
 TANZANIA
 TOGO
 UGANDA
 ZAMBIA
 ZIMBABWE

WESTERN HEMISPHERE
 ANTIGUA & BARBUDA

ARGENTINA
 BAHAMAS
 BARBADOS
 BELIZE
 BOLIVIA
 BRAZIL
 CHILE
 COLOMBIA
 COSTA RICA
 CUBA
 DOMINICA
 DOMINICAN REPUBLIC
 ECUADOR
 EL SALVADOR
 GRENADA
 GUATEMALA
 GUYANA
 HAITI
 HONDURAS
 JAMAICA
 MEXICO
 NICARAGUA
 PANAMA
 PARAGUAY
 PERU
 ST KITTS AND NEVIS
 ST LUCIA
 ST VINCENT + GREN.
 SURINAME

SUMMARY OF STUDENTS TRAINED UNDER INTERNATIONAL MILITARY EDUCATION AND TRAINING PROGRAM (CONTINUED)
 INCLUDES MILITARY ASSISTANCE SERVICE FUNDED AND EMERGENCY DRAWDOWNS

	<u>FY 1950</u>	<u>FY 1991</u>	<u>FY 1992</u>	<u>FY 1993</u>	<u>FY 1994</u>	<u>FY 1995</u>	<u>FY 1996</u>
<u>WESTERN HEMISPHERE (CONTINUED)</u>							
TRINIDAD + TOBAGO	120	11	3	3	3	-	8
URUGUAY	3,169	64	61	61	26	15	30
VENEZUELA	6,322	156	56	56	40	63	69
<u>INTERNATL. ORG. AND VARIOUS</u>	<u>13</u>	<u>-</u>	<u>-</u>	<u>-</u>	<u>-</u>	<u>-</u>	<u>-</u>
<u>GEN. AND REG. COSTS</u>	<u>49</u>	<u>-</u>	<u>2</u>	<u>2</u>	<u>-</u>	<u>2</u>	<u>1</u>

NOTE: PRIOR TO 1998 THE NUMBER OF STUDENTS TRAINED UNDER THE IMET PROGRAM CONTAINED IN THIS DOCUMENT WILL NOT AGREE WITH THE NUMBERS OF STUDENTS TRAINED AS PORTRAYED IN THE CONGRESSIONAL PRESENTATION FOR FOREIGN OPERATIONS BECAUSE THE CONGRESSIONAL PRESENTATION DATA CONTAINS THE TOTAL NUMBER OF STUDENTS TRAINED BY EACH MOBILE TRAINING TEAM (MTT); WHEREAS, THE DATA IN THIS DOCUMENT COUNTS ONLY THE MTT ITSELF AND NOT THE TOTAL NUMBER OF STUDENTS TRAINED BY EACH MTT.

A/ DURING THE PERIOD FY 66-75, GRANT AID FUNDING IN SUPPORT OF ACTIVITIES IN SOUTHEAST ASIA WAS A PART OF THE REGULAR DOD APPROPRIATION AND WAS IDENTIFIED FOR PROGRAMMING PURPOSES AS MILITARY ASSISTANCE SERVICE FUNDED (MASF) PROGRAMS. THE FUNDS WERE USED FOR PROVIDING MILITARY EQUIPMENT AND RELATED SERVICES AND TRAINING TO THOSE COUNTRIES ENGAGED IN THE HOSTILITIES IN SOUTHEAST ASIA, I.E., KOREA, LAOS, PHILIPPINES, THAILAND, AND VIETNAM.

SUMMARY OF STUDENTS TRAINED UNDER INTERNATIONAL MILITARY EDUCATION AND TRAINING PROGRAM (CONTINUED)
 INCLUDES MILITARY ASSISTANCE SERVICE FUNDED AND EMERGENCY DRAWDOWNS

<u>FY 1997</u>	<u>FY 1998</u>	<u>FY 1999</u>	<u>FY 2000</u>	<u>FY 2001</u>	<u>FY 1950</u> <u>FY 2001</u>
					<u>WESTERN HEMISPHERE (CONTINUED)</u>
12	18	15	12	8	TRINIDAD + TOBAGO
65	72	78	74	127	URUGUAY
72	92	182	93	119	VENEZUELA
-	-	-	-	-	INTERNATL. ORG. AND VARIOUS
-	-	-	-	-	<u>GEN. AND REG. COSTS</u>
					54

PAGE INTENTIONALLY LEFT BLANK