

# REPORT DOCUMENTATION PAGE

Form Approved  
OMB No. 0704-0188

maintaining the data needed, and completing and reviewing this collection of information. Send comments regarding this burden estimate or any other aspect of this collection of information, including suggestions for reducing this burden to Department of Defense, Washington Headquarters Services, Directorate for Information Operations and Reports (0704-0188), 1215 Jefferson Davis Highway, Suite 1204, Arlington, VA 22202-4302. Respondents should be aware that notwithstanding any other provision of law, no person shall be subject to any penalty for failing to comply with a collection of information if it does not display a currently valid OMB control number. PLEASE DO NOT RETURN YOUR FORM TO THE ABOVE ADDRESS.

1. REPORT DATE (DD-MM-YYYY) March 2000		2. REPORT TYPE Journal article		3. DATES COVERED (From - To) 9/97 - 12/99	
4. TITLE AND SUBTITLE Temperature Dependent Quenching Rate Constants of NF(a)				5a. CONTRACT NUMBER	
				5b. GRANT NUMBER	
				5c. PROGRAM ELEMENT NUMBER	
6. AUTHOR(S) Gerald C. Manke II, Thomas L. Henshaw, Timothy J. Madden, Gordon D. Hager				5d. PROJECT NUMBER 3326	
				5e. TASK NUMBER LA	
				5f. WORK UNIT NUMBER 02	
7. PERFORMING ORGANIZATION NAME(S) AND ADDRESS(ES)  Air Force Research Laboratory Directed Energy Directorate 3550 Aberdeen Ave. SE Kirtland AFB, NM 87117				8. PERFORMING ORGANIZATION REPORT NUMBER	
9. SPONSORING / MONITORING AGENCY NAME(S) AND ADDRESS(ES) Air Force Research Laboratory Directed Energy Directorate 3550 Aberdeen Ave. SE Kirtland AFB, NM 87117				10. SPONSOR/MONITOR'S ACRONYM(S)	
				11. SPONSOR/MONITOR'S REPORT	
12. DISTRIBUTION / AVAILABILITY STATEMENT Approved for public release; distribution is unlimited					
13. SUPPLEMENTARY NOTES Journal of Physical Chemistry A, Vol. 104, 2000, pp. 1708 - 1714					
14. ABSTRACT The temperature dependence of the rate constants for NF(a) quenching by Cl <sub>2</sub> , HCl, O <sub>2</sub> , and CO over the temperature range 300 - 480 K have been measured in a flow reactor. The rate constant data were fit by Arrhenius expressions $k(T, Cl_2) = 1.6 \pm 1.0 \times 10^{-11} \exp(-1100 \pm 250/T)$ , $k(T, HCl) = 2.0 \pm 1.0 \times 10^{-10} \exp(-3270 \pm 250/T)$ , $k(T, O_2) = 1.5 \pm 0.5 \times 10^{-14} \exp(-300 \pm 150/T)$ , and $k(T, CO) = 2.0 \pm 1.0 \times 10^{-12} \exp(-2000 \pm 250/T) \text{ cm}^3 \text{ molecule}^{-1} \text{ s}^{-1}$ . Reaction mechanisms and possible products are discussed for each reaction.					
15. SUBJECT TERMS Quenching rate constants, NF(a), energy transfer, AGIL kinetics					
16. SECURITY CLASSIFICATION OF:			17. LIMITATION OF ABSTRACT  Unlimited	18. NUMBER OF PAGES  9	19a. NAME OF RESPONSIBLE PERSON Gerald C. Manke II
a. REPORT Unclassified	b. ABSTRACT Unclassified	c. THIS PAGE Unclassified			19b. TELEPHONE NUMBER (include area code) 505-853-2674

20020905 071

---

## **Temperature-Dependent Quenching Rate Constants of $\text{NF}(a^1\Delta)$**

---

**Gerald C. Manke II, Thomas L. Henshaw, Timothy J. Madden, and  
Gordon D. Hager**

Air Force Research Laboratory, AFRL/DELC, 3550 Aberdeen Ave SE,  
Kirtland AFB, New Mexico 87117-5776

The Journal of  
**Physical Chemistry A<sup>®</sup>**

Reprinted from  
Volume 104, Number 8, Pages 1708–1714

## Temperature-Dependent Quenching Rate Constants of NF(a<sup>1</sup>Δ)

Gerald C. Manke II,\* Thomas L. Henshaw, Timothy J. Madden, and Gordon D. Hager

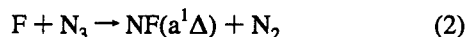
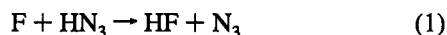
Air Force Research Laboratory, AFRL/DELTC, 3550 Aberdeen Ave SE, Kirtland AFB, New Mexico 87117-5776

Received: September 28, 1999; In Final Form: December 14, 1999

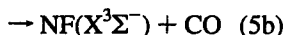
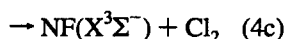
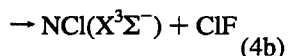
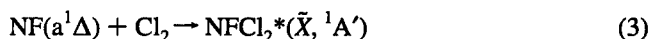
The temperature dependence of the rate constants for NF(a<sup>1</sup>Δ) quenching by Cl<sub>2</sub>, HCl, O<sub>2</sub>, and CO over the temperature range 300–480 K have been measured in a flow reactor. The rate constant data were fit by Arrhenius expressions  $k(T, \text{Cl}_2) = 1.6 \pm 1.0 \times 10^{-11} \exp(-1100 \pm 250/T)$ ,  $k(T, \text{HCl}) = 2.0 \pm 1.0 \times 10^{-10} \exp(-3270 \pm 250/T)$ ,  $k(T, \text{O}_2) = 1.5 \pm 0.5 \times 10^{-14} \exp(-300 \pm 150/T)$  and  $k(T, \text{CO}) = 2.0 \pm 1.0 \times 10^{-12} \exp(-2000 \pm 250/T)$ , cm<sup>3</sup> molecules<sup>-1</sup> s<sup>-1</sup>. Reaction mechanisms and possible products are discussed for each reaction.

### Introduction

Since the invention of the chemical oxygen iodine laser (COIL)<sup>1</sup> in the late 1970s, there has been enormous interest in the chemistry of the isovalent O<sub>2</sub>(a<sup>1</sup>Δ),<sup>2</sup> NH(a<sup>1</sup>Δ),<sup>3–8</sup> NF(a<sup>1</sup>Δ),<sup>9–14</sup> NBr(a<sup>1</sup>Δ),<sup>15</sup> and NCl(a<sup>1</sup>Δ)<sup>16</sup> molecules. In general, the reactivity of the (a<sup>1</sup>Δ) molecules increases in the series O<sub>2</sub> < NCl < NBr < NF < NH. In addition, O<sub>2</sub>, NF, and NCl are known to have energy transfer reactions with atomic iodine, with varying degrees of efficiency. Unlike O<sub>2</sub>(a<sup>1</sup>Δ), which is commonly generated in the aqueous phase, the nitrenes can be generated in a completely gas-phase environment amenable to flow tube quenching rate constant measurements and potential lightweight chemical lasers. One of the most common methods for generating NF(a<sup>1</sup>Δ) is the F + HN<sub>3</sub> reaction system,<sup>9</sup> which is summarized by reactions 1 and 2:



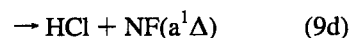
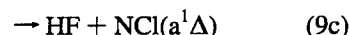
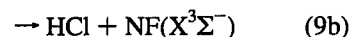

The reactivity of NF(a<sup>1</sup>Δ) has been thoroughly characterized at room temperature by Setser and co-workers who have compiled an extensive database of molecular and atomic quenchers.<sup>9–13</sup> The quenching mechanism (chemical or physical) and products for a few reactions have been identified. For example, the reactions of NF(a<sup>1</sup>Δ) with Cl<sub>2</sub> and CO have been characterized.<sup>11,17</sup>



In both cases, explicit checks for the presence of NF(X<sup>3</sup>Σ<sup>-</sup>) were made, and its absence indicated that the chemical channels (4a,b, 5a) were dominant. Indeed, stoichiometric conversion of

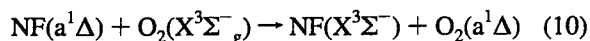
NF(a<sup>1</sup>Δ) to NCO( $\tilde{\text{X}}^2\Pi$ ) was observed for reaction 5. A measurement of the quenching rate constant for CO at 196 K by Du and Setser<sup>10</sup> is also consistent with a chemical reaction and suggests an activation energy of ~3 kcal mol<sup>-1</sup>. Presumably, reaction 4a is the dominant channel for reaction with Cl<sub>2</sub> since generation of NCl(X<sup>3</sup>Σ<sup>-</sup>) + ClF requires traversal of a singlet–triplet curve crossing, and NCl(a<sup>1</sup>Δ) + ClF is ~4 kcal mol<sup>-1</sup> endothermic.

The reaction with HCl is slow at room temperature and is expected to proceed via insertion to give vibrationally excited HNFCI\*. Although the specific products of NF(a<sup>1</sup>Δ) + HCl have not been identified, the unimolecular decomposition pathways for the intermediate species have been examined by reactions of H atoms with NFCl,<sup>18</sup> and NH(a<sup>1</sup>Δ) + ClF:<sup>19</sup>



The production of NF(a<sup>1</sup>Δ) from H + NFCl was observed to be a major channel by both the Setser<sup>18</sup> and Coombe laboratories<sup>20</sup> even though the NF(a<sup>1</sup>Δ) production channel is 30 kcal mol<sup>-1</sup> less exothermic than HF + NCl(a<sup>1</sup>Δ). The production of Cl + HNF (reaction 9e) was not considered in either of the H + NFCl experiments even though it is a viable set of products. Both NF(a<sup>1</sup>Δ) and NCl(a<sup>1</sup>Δ) were observed following quenching of NH(a<sup>1</sup>Δ) by ClF,<sup>19</sup> and the branching ratio was ≥0.9 in favor of NF(a<sup>1</sup>Δ) + HCl.

The quenching reaction of NF(a<sup>1</sup>Δ) by O<sub>2</sub>(X<sup>3</sup>Σ<sup>-</sup>) is almost certainly physical. Unfortunately, the radiative lifetime of O<sub>2</sub>(a<sup>1</sup>Δ) precludes its observation at the low densities. While the room-temperature rate constant for reaction 9,<sup>10</sup>



is  $7.0 \pm 0.7 \times 10^{-15} \text{ cm}^3 \text{ molecules}^{-1} \text{ s}^{-1}$ , estimates of efficient energy transfer between  $\text{NF}(a^1\Delta)$  and  $\text{O}_2$  at high temperatures have fueled speculation that a high-density source of  $\text{NF}(a^1\Delta)$  could replace the aqueous chemistry currently used to generate gas-phase  $\text{O}_2(a^1\Delta)$ .<sup>21</sup> Electronic energy transfer reactions do not typically have a strong temperature dependence, and in fact the published nonambient rate constant measurements ( $k(196 \text{ K})^{10} = 2.8 \pm 0.5 \times 10^{-15}$  and  $k(421 \text{ K})^{22} = 8.2 \pm 0.8 \times 10^{-15} \text{ cm}^3 \text{ molecules}^{-1} \text{ s}^{-1}$ ) are consistent with the Arrhenius expression  $k(T) = 3.8 \times 10^{-14} \exp(-533/T)$  and  $E_a = 1.06 \text{ kcal mol}^{-1}$ . If this relationship holds across a wide range of temperatures, energy transfer from  $\text{NF}(a^1\Delta)$  would not be a useful source of  $\text{O}_2(a^1\Delta)$ .

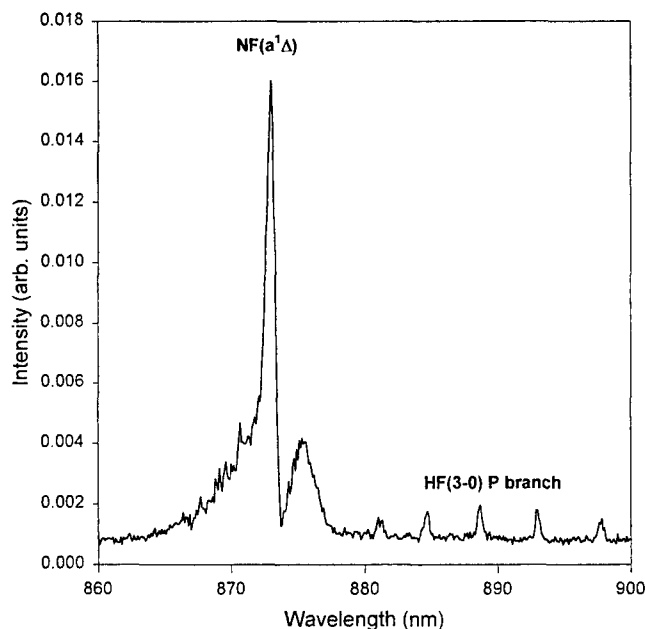
Other than reactions 5 and 9, there have been few temperature-dependent quenching measurements for  $\text{NF}(a^1\Delta)$ .<sup>22</sup> We seek to expand this list and further characterize the chemical reactivity of  $\text{NF}(a^1\Delta)$  by measuring the temperature-dependent quenching rate constants of  $\text{NF}(a^1\Delta)$  for  $\text{Q} = \text{HCl}, \text{Cl}_2, \text{CO}$ , and  $\text{O}_2$  over the temperature range of 300–480 K.

### Experimental Methods

The high temperature flow reactor (HTFR) used for this experiment has been described in detail previously,<sup>23</sup> and a few minor modifications are described below. First, an indicator inlet was installed 5 cm upstream of the observation zone to allow the addition of  $\text{N}_2(\text{A}^3\Sigma_u^+)$  or  $\text{H}_2\text{S}$ . Metastable  $\text{N}_2(\text{A}^3\Sigma_u^+)$  molecules were generated by energy transfer from  $\text{Ar}(^3\text{P}_2, ^3\text{P}_0)$  atoms using a rolled tantalum foil discharge design.<sup>24</sup> Also, the quartz rods were removed and glass windows were installed. Fluorine atoms were generated with a pair of microwave discharges (typically 30 W each) on a mixture of Ar and  $\text{CF}_4$ . The initial F atom concentrations,  $[\text{F}]_0$ , were determined by chemiluminescent titrations. A small flow of  $\text{H}_2\text{S}$  (Matheson, CP grade) was added through the indicator inlet and the  $\text{HF}(\Delta\nu = -3)$  emission at 875 nm monitored as a function of added  $\text{Cl}_2$  (3% in He, Matheson). The smoothly extrapolated, zero-intensity intercept from plots of  $I(\text{HF})$  vs  $[\text{Cl}_2]$  gives  $[\text{F}]_0$ .

The mechanical pump/blower combination produced linear flow velocities of 3400–1150 at 0.5–1.5 Torr when throttled with a gate valve. Absolute capacitance manometers (Baratron, model 622), measured reactor pressure, and all reagents except HCl,  $\text{O}_2$ , and CO were metered with calibrated MKS mass flow meters (Model 1179A). Quenchers  $\text{O}_2$  (RHG grade, Spectra Gas),  $\text{Cl}_2$  (3% in He, Matheson), and CO (UHP grade, Matheson) were loaded with or without dilution into 12 L bulbs or metered directly from the bottles without further purification. Several freeze pump-thaw-cycles were performed while preparing 15–30% mixtures of HCl (Scott Specialty Gas, 99.999%). The flow rates of HCl, CO, and  $\text{O}_2$  were determined by diverting the stream to a vessel of known volume and measuring the rate of pressure rise. The bulk of the flow (typically 2.5 SLPM, 1850  $\mu\text{mol s}^{-1}$ ) consisted of Ar (Airgas, UHP grade). Two microwave discharges on a  $\text{CF}_4$  (Airgas, 99.5%)/Ar mixture produced up to  $1.5 \times 10^{13} \text{ cm}^{-3}$  F atoms at 1.5 Torr. Pre-prepared mixtures of  $\text{HN}_3$  and He were stored in a stainless steel vessel, and  $\text{HN}_3$  was added to the reactor via one of two sliding Pyrex injectors.

The entire reactor was encased by resistive heating units, which consisted of Nichrome wire helically wound inside a ceramic jacket. The temperature was measured by inserting several type K thermocouples into the gas stream at various points along the reactor. A flexible thermocouple was inserted into the one of the movable injectors to provide a temperature measurement at the center of the tube. The heaters were regulated with Omega controllers (Model CN76000) with an



**Figure 1.**  $\text{NF}(a^1\Delta)$  spectrum. The  $\text{NF}(a^1\Delta)$  spectrum shown was measured for  $[\text{F}]_0 = 1.8 \times 10^{13}$ ,  $[\text{HN}_3]_0 = 1.2 \times 10^{13}$ , and  $\Delta t = 0.03 \text{ s}$ . Quenching measurements were normally performed with slightly lower reagent densities and  $[\text{HN}_3]_0 > [\text{F}]_0$ . The  $\text{HF}(3-0)$  P branch lines at 880–900 nm were not normally observable at typical quenching experimental conditions.

accuracy of  $\pm 1^\circ$  at room temperature and  $\pm 7^\circ$  at 480 K. All inner surfaces were coated with PTFE, which limited the temperature to less than 500 K.

A 0.3 m monochromator (Instruments S.A.) dispersed the chemiluminescence collected by a short focal length lens. A grating with a 900 nm blaze and 1200 grooves/mm was used. The emissions of  $\text{HF}(\Delta\nu = -3)$ ,  $\text{NF}(a^1\Delta)$ , and  $\text{NF}(b^1\Sigma^+)$  were monitored with a cooled ( $-80^\circ \text{C}$ ) R1767 PMT (Hamamatsu). When necessary, band-pass or long pass filters were used to isolate signals of interest from unwanted background or second-order emissions. A typical  $\text{NF}(a^1\Delta)$  spectrum (uncorrected for the relative response of the S-1 PMT) from the reaction of F atoms with  $\text{HN}_3$  is shown in Figure 1.

Observable intensities of  $\text{NF}(a^1\Delta)$  were generated by adding  $\text{HN}_3$  to a stream of F atoms. Conditions suitable for quenching measurements were achieved at  $[\text{F}] \leq 1.0 \times 10^{13}$ , and  $[\text{HN}_3] = 8.0 \times 10^{12} \text{ cm}^{-3}$  and  $\Delta t \geq 10 \text{ ms}$ . Quenching reagents were added 10–40 cm downstream (10–20 ms) of the  $\text{HN}_3$  inlet, ensuring that reactions 1 and 2 had gone to completion. The quenching rate constants were determined from plots of  $\ln I(\text{NF}(a^1\Delta))$  vs  $[\text{Quencher}]$ . The slopes of these plots are equal to the product  $k_Q \Delta t$ , where  $\Delta t$  is the reaction time. The reaction time is calculated from the plug flow approximation, with a 5 cm ( $\sim 3 \text{ ms}$ ) correction for mixing.

Each day prior to heating the reactor, several measurements of the room-temperature quenching rate constant for  $\text{NF}(a^1\Delta) + \text{Cl}_2$  were performed to confirm that appropriate conditions for quenching measurements existed. In all cases, the observed  $k_Q(\text{NF}(a^1\Delta))$  were in agreement with the established value within the combined error limits, see below. Room-temperature measurements of  $k_Q$  for  $\text{Q} = \text{HCl}, \text{O}_2$ , and CO were also consistent with the measurements of Du and Setser.<sup>10</sup>

### Results and Discussion

The quenching data are summarized in Figures 2–7 and Tables 1 and 2. The details for individual molecules are described below:

**TABLE 1: Temperature-Dependent Quenching Rate Constants for NF( $a^1\Delta$ )<sup>a</sup>**

temp	$k(\text{O}_2)$	$k(\text{HCl})$	$k(\text{Cl}_2)$	$k(\text{CO})$
196 <sup>b</sup>	0.28 ± 0.03	—	—	0.052 ± 0.005
300	0.62 ± 0.30 [3]	0.36 ± 0.22 [3]	49 ± 9.2 [14]	0.286 ± 0.08 [3]
	0.70 ± 0.07 <sup>b</sup>	0.16 ± 0.03 <sup>b</sup>	58 ± 6 <sup>b</sup>	0.36 ± 0.04 <sup>b</sup>
353	—	1.6 ± 0.84 [3]	—	0.65 ± 0.10 [3]
358	0.44 ± 0.28 [3]	—	73 ± 18 [3]	—
393	0.75 ± 0.47 [3]	6.6 ± 2.9 [3]	117 ± 23 [3]	1.2 ± 0.39 [3]
403	0.81 ± 0.20 [1]	—	—	—
413	0.55 ± 0.08 [3]	15.7 ± 3.1 [3]	137 ± 39 [3]	1.27 ± 0.31 [3]
421 <sup>c</sup>	0.82 ± 0.08	—	—	—
438	0.88 ± 0.17 [1]	—	—	—
448	0.67 ± 0.20 [3]	—	—	—
453	—	—	—	2.0 ± 0.46 [3]
473	0.65 ± 0.29 [4]	28.2 ± 5.5 [3]	156 ± 21 [4]	3.3 ± 0.91 [4]
488	0.75 ± 0.10 [2]	—	184 ± 20 [4]	3.2 ± 0.20 [2]

<sup>a</sup> Error is 2 $\sigma$ , units: 10<sup>-14</sup> cm<sup>3</sup> molecules<sup>-1</sup> s<sup>-1</sup>; number in brackets is number of replicate measurements. <sup>b</sup> Reference 10. <sup>c</sup> Reference 19.

**TABLE 2: Arrhenius Expressions for NF( $a^1\Delta$ ) + Q**

quencher	$k(T)$ cm <sup>3</sup> molecules <sup>-1</sup> s <sup>-1</sup>	$E_a$ (kcal mol <sup>-1</sup> )
HCl	2.0 ± 1.0 × 10 <sup>-10</sup> exp(-3270 ± 250/T)	6.5 ± 0.5
Cl <sub>2</sub>	1.6 ± 1.0 × 10 <sup>-11</sup> exp(-1100 ± 250/T)	2.2 ± 0.5
CO	2.0 ± 1.0 × 10 <sup>-12</sup> exp(-2000 ± 250/T)	4.0 ± 0.5
O <sub>2</sub>	1.5 ± 0.5 × 10 <sup>-14</sup> exp(-300 ± 150/T)	0.6 ± 0.3

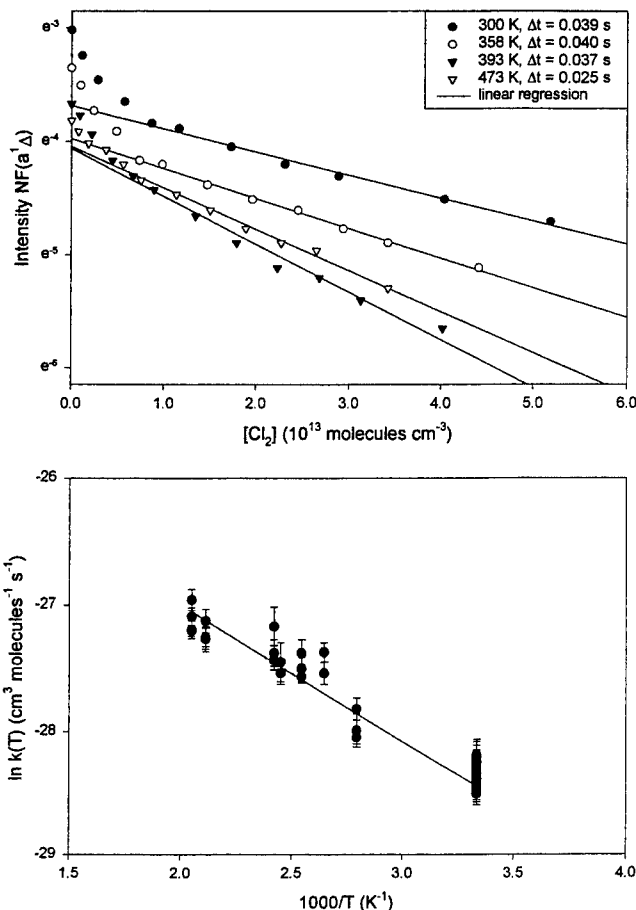
<sup>a</sup>  $R = 1.987$  cal mol<sup>-1</sup> K<sup>-1</sup>.

(i) Quenching by Cl<sub>2</sub>: Molecular chlorine was used as an internal standard to verify appropriate experimental conditions. Three measurements were made each day at room temperature before heating the reactor. At all temperatures (although to a smaller degree at high  $T$ ) the initial loss of NF( $a^1\Delta$ ) upon addition of small [Cl<sub>2</sub>] was large, but further addition of Cl<sub>2</sub> resulted in slower quenching, and linear plots were obtained, see Figure 2. Du and co-workers reported a similar problem and were able to eliminate the fast component by replacing the reactor. In our case, the reactor is not easily (cheaply) replaced, and the problem seemed to occur only for molecules that react with F atoms—Cl<sub>2</sub> and HCl (see below). This problem can be associated with backstreaming of the quenching reagent, but the fast component persisted even when [HN<sub>3</sub>] ≫ [F], and [F] ≈ 0 far upstream of the Cl<sub>2</sub> injection point. Two-component quenching plots can also be attributed to a [reactant] dependent surface quenching term,<sup>16,25</sup> i.e., the first-order rate constant for surface quenching is a function of [Cl<sub>2</sub>].

$$k_{\text{surface}} = f[Q] \frac{\text{surface}}{P} \quad (11)$$

This surface quenching term could also be a function of temperature, which would explain why the difference between the two components decreased with increased temperature. Nonetheless, the slow component of the room-temperature data was consistent with the established rate constant,<sup>10</sup>  $k(300 \text{ K}) = 5.8 \pm 0.6 \times 10^{-13}$  cm<sup>3</sup> molecules<sup>-1</sup> s<sup>-1</sup>, and we used only the slow component in determining  $k(T, \text{Cl}_2)$ . The quenching rate of NF( $a^1\Delta$ ) by Cl<sub>2</sub> increased modestly with increased temperature. The Arrhenius plot in the lower panel of Figure 2 gives  $k(T, \text{Cl}_2) = 1.6 \pm 1.0 \times 10^{-11} \exp(-1100 \pm 250/T)$  cm<sup>3</sup> molecules<sup>-1</sup> s<sup>-1</sup> and  $E_a = 2.2 \pm 0.5$  kcal mol<sup>-1</sup>.

Interestingly, NCl( $a^1\Delta$ ) and NCl( $b^1\Sigma^+$ ) spectra were observed for both room and high-temperature quenching of NF( $a^1\Delta$ ) by Cl<sub>2</sub>. Figure 3 shows the NCl( $a^1\Delta$ ) spectrum measured at the following conditions:  $T = 413 \text{ K}$ , [HN<sub>3</sub>]<sub>0</sub> = 1.3 × 10<sup>13</sup>, [F]<sub>0</sub> = 7.7 × 10<sup>12</sup>, and [Cl<sub>2</sub>]<sub>0</sub> = 2.5 × 10<sup>13</sup> cm<sup>-3</sup>. At the point of Cl<sub>2</sub> injection ( $\Delta t = 0.019 \text{ s}$ ), [F] ≈ 0, and [HN<sub>3</sub>] = 6.4 ×



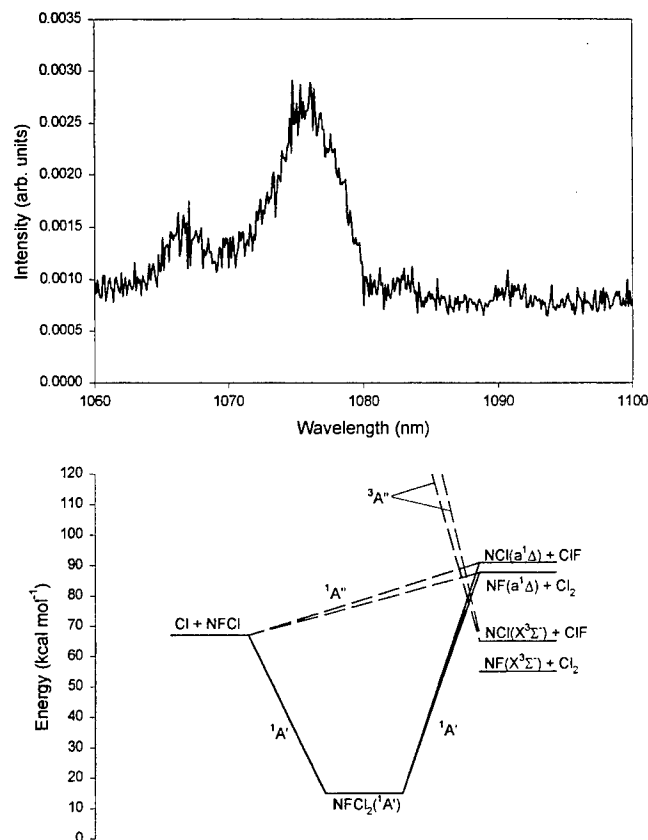
**Figure 2.** Temperature-dependent quenching by Cl<sub>2</sub>. The pseudo-first-order quenching plots for NF( $a^1\Delta$ ) + Cl<sub>2</sub> at a variety of temperatures are shown in the upper panel. The resulting quenching rate constants are as follows: 300 K,  $5.22 \pm 0.45 \times 10^{-13}$  cm<sup>3</sup> molecules<sup>-1</sup> s<sup>-1</sup>; 358 K,  $6.60 \pm 0.34 \times 10^{-13}$  cm<sup>3</sup> molecules<sup>-1</sup> s<sup>-1</sup>; 393 K,  $1.14 \pm 0.12 \times 10^{-12}$  cm<sup>3</sup> molecules<sup>-1</sup> s<sup>-1</sup>; 413 K,  $1.29 \pm 0.14 \times 10^{-12}$  cm<sup>3</sup> molecules<sup>-1</sup> s<sup>-1</sup>; 473 K,  $1.46 \pm 0.11 \times 10^{-12}$  cm<sup>3</sup> molecules<sup>-1</sup> s<sup>-1</sup>. The lower panel shows the Arrhenius plot for all measurements and gives  $k(T) = 1.6 \pm 1.0 \times 10^{-11} \exp(-1100 \pm 250/T)$  cm<sup>3</sup> molecules<sup>-1</sup> s<sup>-1</sup> and  $E_a = 2.2 \pm 0.5$  kcal mol<sup>-1</sup>.

10<sup>12</sup>. The presence of HN<sub>3</sub> was confirmed by adding N<sub>2</sub>(A<sup>3</sup>Σ<sup>+</sup><sub>u</sub>) and observing a NH(A<sup>3</sup>Π) spectrum, while the absence of F atoms was confirmed by the absence of an HF(3-0) spectrum upon addition of H<sub>2</sub>S 5 cm upstream of the observation zone. In addition to HN<sub>3</sub>, a residual [N<sub>3</sub>] ≈ 5.4 × 10<sup>12</sup> should also be present. The observed NCl( $b^1\Sigma^+$ ) was quite weak and is most likely generated by NCl( $a^1\Delta$ ) energy pooling. The intensity of the NCl( $a^1\Delta$ ) spectrum is also consistent with the branching fraction of the Cl + N<sub>3</sub> reaction.<sup>26</sup> The conversion efficiency, [NF( $a^1\Delta$ )]<sub>lost</sub>: [NCl( $a^1\Delta$ )]<sub>total</sub>, where [NX( $a^1\Delta$ )] is calculated using eq 12,

$$[NX(a^1\Delta)] = I(NX(a^1\Delta)) \frac{\tau}{\text{response}} \quad (12)$$

( $\tau(\text{NCl}) = 2$ ,  $\tau(\text{NF}) = 5 \text{ s}$ , response(NF) = 0.8, and response(NCl) = 0.2) is ~ 0.45, compared with the efficiency<sup>26</sup> of Cl + N<sub>3</sub>, ≥ 0.5.

Setser and Du measured room-temperature quenching of NF( $a^1\Delta$ ) by Cl<sub>2</sub> and proposed chemical reaction as the dominant quenching mechanism, based on the unlikelihood of a singlet-triplet curve crossing and the absence of product NF(X<sup>3</sup>Σ<sup>-</sup>). The correlation diagram in the lower panel of Figure 3 is based on  $\Delta H_f^0(\text{NFCl})^{27} = 38.7$  kcal mol<sup>-1</sup>,  $D_0(\text{NFCl}-\text{Cl})^{18} = 52.7$

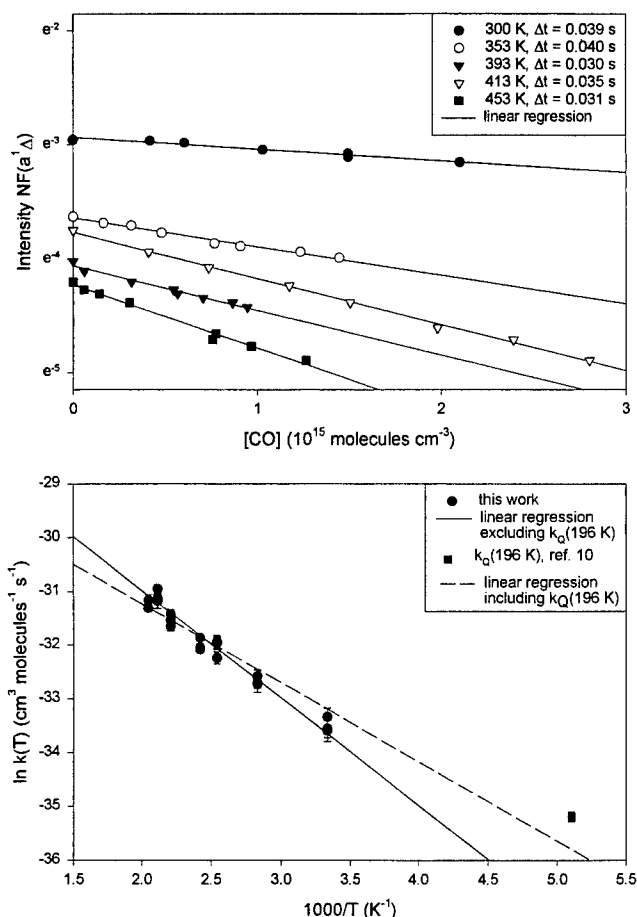


**Figure 3.** Products of  $\text{NF}(a^1\Delta) + \text{Cl}_2$ . Upper panel: An  $\text{NCl}(a^1\Delta)$  spectrum observed for  $T = 413$  K,  $[\text{HN}_3]_0 = 1.3 \times 10^{13}$ ,  $[\text{F}]_0 = 7.7 \times 10^{12}$ , and  $[\text{Cl}_2]_0 = 2.5 \times 10^{13} \text{ cm}^{-3}$ . At the point of  $\text{Cl}_2$  injection ( $\Delta t = 0.019$  s),  $[\text{F}] \approx 0$ , and  $[\text{HN}_3] = 6.4 \times 10^{12}$ . The  $\text{NCl}(a^1\Delta)$  is probably produced by a chemical reaction between  $\text{NF}(a^1\Delta)$  and  $\text{Cl}_2$  to produce  $\text{NFCI} + \text{Cl}$ , followed by  $\text{Cl} + \text{HN}_3$  and/or  $\text{Cl} + \text{N}_3$ , see text. Lower panel: A correlation diagram showing the possible quenching pathways for  $\text{NF}(a^1\Delta) + \text{Cl}_2$  is shown; see text for details.

$\text{kcal mol}^{-1}$ , and  $\Delta H_f^0(\text{NCl})^{28} = 77 \text{ kcal mol}^{-1}$ . The intermediate species  $\text{NFCI}_2(\bar{X}, ^1A')$  may eliminate a diatom of  $\text{Cl}_2$  or  $\text{ClF}$ , leaving ground-state  $\text{NF}(X^3\Sigma^-)$  or  $\text{NCl}(X^3\Sigma^-)$ , respectively. Alternatively, a Cl atom may be ejected to give  $\text{NFCI}$ . This latter product set is the most likely since ground-state  $\text{NCl}$  or  $\text{NF}$  formation requires a singlet-triplet curve crossing, and the  $\text{NCl}(a^1\Delta)$  spectrum is consistent with the  $\text{Cl} + \text{N}_3$  reaction. Further evidence could be obtained by detection of the  $\text{NFCI}$  radical, which has been isolated and detected in low-temperature argon matrixes.<sup>27</sup>

(ii) Quenching by CO: The room-temperature quenching rate constant<sup>10,17</sup> for  $\text{CO} + \text{NF}(a^1\Delta)$  is small,  $k(300 \text{ K}) = 3.6 \pm 0.4 \times 10^{-15} \text{ cm}^3 \text{ molecules}^{-1} \text{ s}^{-1}$ , and proceeds by chemical reaction to produce  $\text{F} + \text{NCO}(\bar{X}^2\Pi)$ . Since  $\text{NF}(a^1\Delta) + \text{CO}$  produces F atoms and our experiments were performed in the presence of excess  $\text{HN}_3$  (and  $\text{N}_3$ ), it is possible that  $\text{NF}(a^1\Delta)$  could be regenerated. If significant, this process could lead to rate constant values that are dependent on the reaction time and underestimation of the true  $k_Q$ . At short  $\Delta t$  the cumulative effect of  $\text{NF}$  regeneration is inconsequential but increases steadily with increased reaction time. Fortunately, our  $k_Q$  measurements are invariant (within the experimental error) with  $\Delta t$  and are in excellent agreement with the room-temperature results of Du and Setser<sup>10</sup> where  $\text{HN}_3$  was not in excess and  $\text{NF}(a^1\Delta)$  could not be regenerated. Thus, we conclude that F atom regeneration via reaction 5a is not important for our conditions.

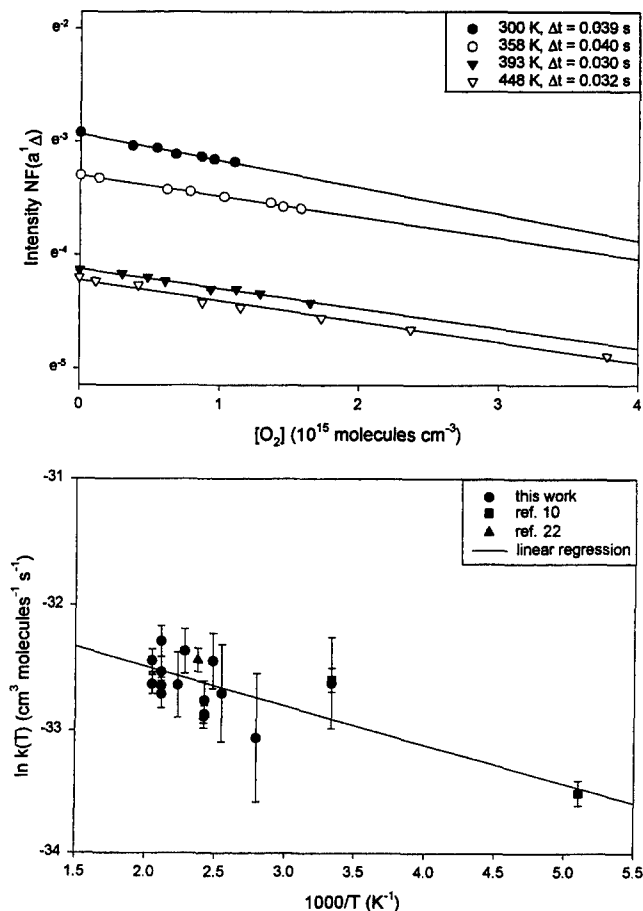
The rate constant increases slightly with increased temperature, qualitatively consistent with the trend observed by Du et



**Figure 4.** Temperature-dependent quenching by CO. The pseudo-first-order quenching plots for  $\text{NF}(a^1\Delta) + \text{CO}$  at a variety of temperatures are shown in the upper panel. The resulting quenching rate constants are as follows: 300 K,  $2.68 \pm 0.48 \times 10^{-15} \text{ cm}^3 \text{ molecules}^{-1} \text{ s}^{-1}$ ; 353 K,  $6.23 \pm 0.65 \times 10^{-15} \text{ cm}^3 \text{ molecules}^{-1} \text{ s}^{-1}$ ; 393 K,  $1.31 \pm 0.17 \times 10^{-14} \text{ cm}^3 \text{ molecules}^{-1} \text{ s}^{-1}$ ; 413 K,  $1.16 \pm 0.04 \times 10^{-14} \text{ cm}^3 \text{ molecules}^{-1} \text{ s}^{-1}$ ; 453 K,  $1.80 \pm 0.17 \times 10^{-14} \text{ cm}^3 \text{ molecules}^{-1} \text{ s}^{-1}$ . The lower panel shows the Arrhenius plot for all measurements and shows two possible linear regression fits. The solid line excludes  $k_Q(196 \text{ K})$  and gives  $k(T) = 2.0 \times 10^{-12} \exp(-2020/T)$  and  $E_a = 4.0 \text{ kcal mol}^{-1}$ . If  $k_Q(196 \text{ K})$  is included, the fit indicated by the broken line gives  $k(T) = 6.5 \times 10^{-13} \exp(-1470/T)$  and  $E_a = 2.9 \text{ kcal mol}^{-1}$ .

196 K<sup>10</sup> (see Figure 4). The Arrhenius plot in the lower panel of Figure 4 gives  $k(T, \text{CO}) = 2.0 \times 10^{-12} \exp(-2020/T)$  and  $E_a = 4.0 \text{ kcal mol}^{-1}$  if Du's low-temperature measurement is excluded. If  $k_Q(196 \text{ K})$  is included in the fit,  $k(T, \text{CO}) = 6.5 \times 10^{-13} \exp(-1470/T)$  and  $E_a = 2.9 \text{ kcal mol}^{-1}$ . The linear regression fit to our data is better without  $k_Q(196 \text{ K})$  and considering the difficulty in measuring such a small rate constant, it is possible that the result at 196 K is overestimated. We recommend  $k(T, \text{CO}) = 2.0 \pm 1.0 \times 10^{-12} \exp(-2000 \pm 250/T) \text{ cm}^3 \text{ molecules}^{-1} \text{ s}^{-1}$  and  $E_a = 4.0 \pm 0.5 \text{ kcal mol}^{-1}$ .

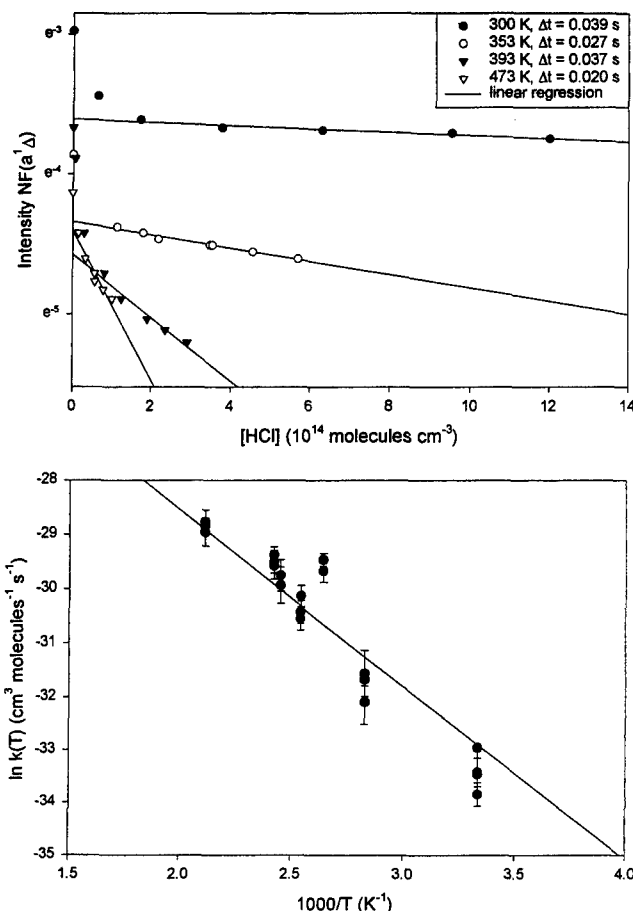
(iii) Quenching by  $\text{O}_2$ : The quenching rate constant by molecular oxygen is small at room temperature ( $k_Q(300 \text{ K}) = 7.0 \pm 0.7 \times 10^{-15} \text{ cm}^3 \text{ molecules}^{-1} \text{ s}^{-1}$ ) and increases by less than a factor of 3 at 490 K. The upper panel of Figure 5 shows the results of several quenching experiments, while the lower panel gives the Arrhenius plot. Some early experiments were performed with a dilute mixture of  $\text{O}_2$  in Ar. Unfortunately, these mixtures did not give much quenching of  $\text{NF}(a^1\Delta)$  and the resulting rate constants have large scatter for repeated measurements. Subsequent experiments were performed with an  $\text{O}_2$  lecture bottle directly attached to the metering valve, and the scatter for repeated measurements was much better. Hence,



**Figure 5.** Temperature-dependent quenching by  $O_2$ . The pseudo-first-order quenching plots for  $NF(a^1\Delta) + O_2$  at a variety of temperatures are shown in the upper panel. The resulting quenching rate constants are as follows: 300 K,  $6.07 \pm 0.75 \times 10^{-15} \text{ cm}^3 \text{ molecules}^{-1} \text{ s}^{-1}$ ; 358 K,  $4.63 \pm 0.23 \times 10^{-15} \text{ cm}^3 \text{ molecules}^{-1} \text{ s}^{-1}$ ; 393 K,  $5.86 \pm 0.59 \times 10^{-15} \text{ cm}^3 \text{ molecules}^{-1} \text{ s}^{-1}$ ; 448 K,  $5.72 \pm 0.53 \times 10^{-15} \text{ cm}^3 \text{ molecules}^{-1} \text{ s}^{-1}$ . The lower panel shows the Arrhenius plot for all measurements and gives  $k(T) = 1.5 \times 10^{-14} \exp(-320/T) \text{ cm}^3 \text{ molecules}^{-1} \text{ s}^{-1}$  and  $E_a = 0.6 \text{ kcal mol}^{-1}$ .

some of the data points on the upper panel of Figure 5 represent the average of three measurements at the same temperature and have much larger error bars. Even though the agreement with previous experiments is reasonable, the scatter on the Arrhenius plot shown in the lower panel of Figure 5 is significant. The best linear regression fit gives  $k(T) = 1.5 \times 10^{-14} \exp(-320/T) \text{ cm}^3 \text{ molecules}^{-1} \text{ s}^{-1}$  and  $E_a = 0.6 \text{ kcal mol}^{-1}$ . It is important to note, however, that if the 196 K data point is discarded,  $k(T, O_2)$  is independent of temperature for the range shown. Indeed, Setser and Du<sup>10</sup> report  $k_Q(300 \text{ K}) = 7.0 \pm 0.7 \times 10^{-15} \text{ cm}^3 \text{ molecules}^{-1} \text{ s}^{-1}$  while Heidner et al.<sup>22</sup> recommend  $k_Q(421 \text{ K}) = 8.2 \pm 0.8 \times 10^{-15} \text{ cm}^3 \text{ molecules}^{-1} \text{ s}^{-1}$ ; these values are identical within the combined error bars. Providing that the data point at 196 K is accurate and assuming 50% uncertainty for the activation energy, we recommend  $k(T) = 1.5 \pm 0.5 \times 10^{-14} \exp(-300 \pm 150/T) \text{ cm}^3 \text{ molecules}^{-1} \text{ s}^{-1}$  and  $E_a = 0.6 \pm 0.3 \text{ kcal mol}^{-1}$ . The small temperature dependence is consistent with an energy transfer reaction.

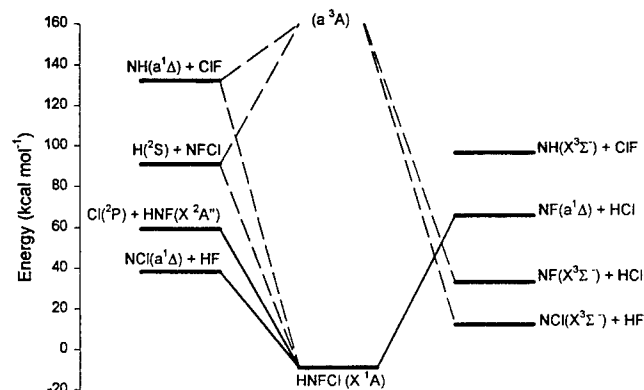
(iv) Quenching by HCl: The room-temperature quenching rate constant for HCl is small,  $k_Q = 1.6 \pm 0.3 \times 10^{-15} \text{ cm}^3 \text{ molecules}^{-1} \text{ s}^{-1}$ , and our result,  $3.6 \pm 2.2 \times 10^{-15} \text{ cm}^3 \text{ molecules}^{-1} \text{ s}^{-1}$ , is in reasonable agreement with Du's value. As previously mentioned for  $Cl_2$  quenching, the  $NF(a^1\Delta)$  signal dropped sharply upon addition of a small [HCl]. Further addition of HCl resulted in slower quenching, and linear plots were



**Figure 6.** Temperature-dependent quenching by HCl. The pseudo-first-order quenching plots for  $NF(a^1\Delta) + HCl$  at a variety of temperatures are shown in the upper panel. The resulting quenching rate constants are: 300 K,  $3.04 \pm 0.94 \times 10^{-15} \text{ cm}^3 \text{ molecules}^{-1} \text{ s}^{-1}$ ; 353 K,  $1.75 \pm 0.21 \times 10^{-14} \text{ cm}^3 \text{ molecules}^{-1} \text{ s}^{-1}$ ; 393 K,  $6.09 \pm 1.40 \times 10^{-14} \text{ cm}^3 \text{ molecules}^{-1} \text{ s}^{-1}$ ; 473 K,  $2.65 \pm 0.72 \times 10^{-13} \text{ cm}^3 \text{ molecules}^{-1} \text{ s}^{-1}$ . Lower panel: The linear regression for the Arrhenius plot  $k(T) = 2.8 \times 10^{-10} \exp(-3270/T) \text{ cm}^3 \text{ molecules}^{-1} \text{ s}^{-1}$  and  $E_a = 6.5 \text{ kcal mol}^{-1}$ .

obtained (see Figure 6). However, the reaction rate increases dramatically with temperature. At 450 K,  $k_Q \approx 1.0 \times 10^{-12} \text{ cm}^3 \text{ molecules}^{-1} \text{ s}^{-1}$ , nearly 3 orders of magnitude larger. The linear regression for the Arrhenius plot in the lower panel gives  $E_a = 6.5 \text{ kcal mol}^{-1}$ , and a gas-kinetic value for the pre-exponential factor,  $A = 2.8 \times 10^{-10} \text{ cm}^3 \text{ molecules}^{-1} \text{ s}^{-1}$ . The potential complication of  $HCl + F$  reactions which would remove F atoms and prevent reaction 1 was avoided by running the experiment with excess  $HN_3$ .

The large pre-exponential factor requires special defense, especially considering the high uncertainty of replicate measurements at the same temperature. The most obvious potential source of error is reagent impurity. However, the HCl should have been pure since a new bottle of semiconductor grade HCl (99.999%) was used to prepare the HCl samples, and in all cases at least one gas phase distillation (where the only the middle third was retained) was performed to eliminate any possible  $H_2/Cl_2$  impurity. Another possibility is a stoichiometry factor that is greater than unity. For example, if any of the products of the initial quenching reaction ( $NFCl$ ,  $HNf$ ,  $HNfCl$ ,  $Cl$ , or  $HF$ ) efficiently quenched  $NF(a^1\Delta)$ , then the total quenching rate constant would be equal to the rate constant for the rate-determining step multiplied by the total number of  $NF(a^1\Delta)$  molecules removed by all subsequent reactions. Considering the  $NF(a^1\Delta) + Cl_2$  reaction as a model for insertion reactions, a



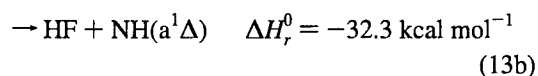
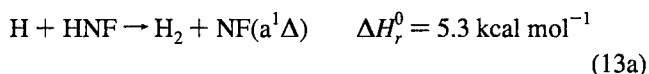
**Figure 7.** Products of  $\text{NF}(a^1\Delta) + \text{HCl}$ . A correlation diagram showing the thermochemistry and possible quenching pathways for  $\text{NF}(a^1\Delta) + \text{HCl}$  is shown; see text for details.

pre-exponential factor of  $\sim(2-5) \times 10^{-11}$  may be expected, and the stoichiometry factor needs to be 6–10. However, since Cl, F, HF, etc. are all known to be inefficient quenchers of  $\text{NF}(a^1\Delta)$ , only HNF, if present in sufficient quantities, could quench  $\text{NF}(a^1\Delta)$  and contribute to a larger stoichiometry factor. A third possibility involves physical quenching by a nonadiabatic curve crossing to  $\text{NF}(X^3\Sigma^-) + \text{HCl}$  which could, in principle, lead to unusual temperature dependencies. In light of these arguments and the quality of the data, we recommend  $k(T) = 2.0 \pm 1.0 \times 10^{-10} \exp(-3270 \pm 250/T) \text{ cm}^3 \text{ molecules}^{-1} \text{ s}^{-1}$  and  $E_a = 6.5 \pm 0.5 \text{ kcal mol}^{-1}$  as an upper limit.

An  $\text{NCl}(a^1\Delta)$  spectrum was observed for HCl quenching of  $\text{NF}(a^1\Delta)$ . The  $\text{NCl}(a^1\Delta)$  spectrum produced by HCl quenching is slightly lower in intensity compared to the one described above for quenching by  $\text{Cl}_2$ . The source of this  $\text{NCl}(a^1\Delta)$  spectrum requires some comment. The lower panel of Figure 7 shows a schematic representation of the  $\text{HCl} + \text{NF}(a^1\Delta)$  reaction channels. The diagram is based on  $D_0(\text{H}-\text{NFCI})^{18} \geq 100$ ,  $\Delta H_f^\circ(\text{HNF})^{29} = 30.4$ ,  $\Delta H_f^\circ(\text{NFCl})^{27} = 38.7$ , and  $\Delta H_f^\circ(\text{NH})^{30} = 84.2 \text{ kcal mol}^{-1}$ . If  $D_0(\text{H}-\text{NFCI}) = 100$  is assumed,  $D_0(\text{Cl}-\text{HNF}) = 68.5 \text{ kcal mol}^{-1}$ , which is slightly larger than the dissociation energies of similar species:  $D_0(\text{Cl}-\text{NFCI})^{18} = 52.7$ ,  $D_0(\text{CF}_3\text{NCl}-\text{Cl})^{31} \leq 56$ ,  $D_0(\text{CF}_2\text{ClNCl}-\text{Cl})^{31} \leq 57$  and  $D_0(\text{CF}_2\text{N}-\text{Cl})^{31} \leq 56 \text{ kcal mol}^{-1}$ . H atom elimination and  $\text{NH} + \text{ClF}$  formation from  $\text{HNFCI}$  are precluded due to energetic constraints in our experiment. On the other hand, quenching of  $\text{NF}(a^1\Delta)$  to make  $\text{HNFCI}(\tilde{X}^1A)$  may lead to  $\text{NCl}(a^1\Delta) + \text{HF}(v \leq 2)$  or  $\text{HNF}(X^2A'') + \text{Cl}(^2P)$ . In the latter case, the Cl atom could react with residual  $\text{HN}_3$  or  $\text{N}_3$  to give rise to the observed  $\text{NCl}(a^1\Delta)$ . The important question then is whether Cl rupture from  $\text{Cl}-\text{HNF}$  can compete with HF elimination considering that  $\Delta H_f^\circ(\text{Cl} + \text{HNF})$  is 21  $\text{kcal mol}^{-1}$  larger than  $\Delta H_f^\circ(\text{HF} + \text{NCl}(a^1\Delta))$ . As was the case for  $\text{NF}(a^1\Delta) + \text{Cl}_2$ , the intensity of the  $\text{NCl}(a^1\Delta)$  spectrum is consistent with the branching fraction of the  $\text{Cl} + \text{N}_3$  reaction.<sup>26</sup> The conversion efficiency, calculated by eq 11 is  $\sim 0.65$ , slightly larger than the efficiency<sup>26</sup> of  $\text{Cl} + \text{N}_3$ . In light of the fact that barriers for diatomic elimination are typically higher than those of atomic elimination, the generation of  $\text{Cl} + \text{HNF}$  is not impossible. However, the estimated height of the barrier for reaction 9c (based on the measured value of the rate constant for the reverse reaction,<sup>16</sup>  $k(300 \text{ K}) = 5 \pm 3 \times 10^{-15} \text{ cm}^3 \text{ molecules}^{-1} \text{ s}^{-1}$ ) is  $\leq 54 \text{ kcal mol}^{-1}$ , and reaction 9e is still the thermodynamically preferred product channel.

Examination of other reactions that produce the same intermediate provides some useful information. The Coombe laboratory has reported  $\text{NCl}(a^1\Delta)$  production following quench-

ing of  $\text{NH}(a^1\Delta)$  by  $\text{ClF}^{19}$  (which probes the same intermediate as the present results) and  $\text{Cl}_2$  (which is related to the  $\text{H} + \text{NCl}_3$  reaction).<sup>32</sup> However, in both cases, they believed that  $\text{NCl}(a^1\Delta)$  was formed directly rather than via secondary reactions with  $\text{HNCl}$ . The  $\text{HNFCI}$  intermediate formed by the  $\text{H} + \text{NFCl}$  reaction has been examined by the Setser<sup>18</sup> and Coombe<sup>20</sup> laboratories. Both groups found that the  $\text{NF}(a^1\Delta)$  formation channel is more important than the  $\text{NCl}(a^1\Delta)$  formation channel, even though  $\text{NCl}(a^1\Delta)$  is the energetically favored product. Two important differences between the present results and the  $\text{H} + \text{NFCl}$  experiments should be noted. First, because we generate  $\text{HNFCI}$  by  $\text{HCl} + \text{NF}(a^1\Delta)$ , the intermediate species has considerably less internal energy than when it is generated via  $\text{H} + \text{NFCl}$ . In addition, it is important to note that both  $\text{H} + \text{NFCl}$  experiments used excess H atoms, and even though  $\text{Cl} + \text{HNF}$  may be a viable reaction pathway,  $\text{H} + \text{HNF}$  reactions do not generate  $\text{NF}(a^1\Delta)$  because this reaction is at best, thermoneutral.



Unfortunately, the present results only add to the mystery— is there a third ( $\text{Cl} + \text{HNF}$ ) channel for  $\text{H} + \text{NFCl}$ ? If so, what is the branching fraction relative to  $\text{HCl} + \text{NF}(a^1\Delta)$  and  $\text{HF} + \text{NCl}(a^1\Delta)$  and what is the total H atom removal rate constant? If not, why is the least exothermic channel so dominant? Clearly, there is much that remains to be understood about the unimolecular decomposition of chemically activated  $\text{HNFCI}$ .

## Conclusions

The temperature dependence of 4  $\text{NF}(a^1\Delta)$  quenching reactions have been measured in a fast flow reactor. The rate constant data were fit by Arrhenius expressions  $k(T, \text{Cl}_2) = 1.6 \pm 1.0 \times 10^{-11} \exp(-1100 \pm 250/T)$ ,  $k(T, \text{CO}) = 2.0 \pm 1.0 \times 10^{-12} \exp(-2000 \pm 250/T)$ ,  $k(T, \text{HCl}) = 2.0 \pm 1.0 \times 10^{-10} \exp(-3270 \pm 250/T)$ , and  $k(T, \text{O}_2) = 1.5 \pm 0.5 \times 10^{-14} \exp(-300 \pm 150/T) \text{ cm}^3 \text{ molecules}^{-1} \text{ s}^{-1}$ . Chemical reaction is the mechanism for quenching by  $\text{CO}$ ,  $\text{Cl}_2$ , and  $\text{HCl}$  and product  $\text{NCl}(a^1\Delta)$  was observed for the latter two molecules. In both cases, we believe that some of the quenching reactions produce Cl atoms that react with residual  $\text{HN}_3$  and/or  $\text{N}_3$ . Our proposed mechanisms can be tested by LIF detection of  $\text{HNF}$  or  $\text{NFCl}$ .<sup>33,34</sup>

The present results have importance for the isoivalent  $\text{NCl}(a^1\Delta)$  molecule. In general, most  $\text{NCl}(a^1\Delta)$  quenching rate constants<sup>16</sup> are slightly smaller or comparable to those of  $\text{NF}(a^1\Delta)$ , although  $Q = \text{O}_2$  and  $\text{HCl}$  are notable exceptions ( $k_{\text{NCl}}(300 \text{ K}, \text{O}_2) = 2.8 \pm 0.6 \times 10^{-12}$  and  $k_{\text{NCl}}(300 \text{ K}, \text{HCl}) = 1.5 \pm 0.4 \times 10^{-14} \text{ cm}^3 \text{ molecules}^{-1} \text{ s}^{-1}$ ). The temperature dependence of  $\text{NCl}(a^1\Delta)$  quenching reactions should be very similar to  $\text{NF}(a^1\Delta)$ .

**Acknowledgment.** The U.S. Air Force Office of Scientific Research supported this work. G.C.M also acknowledges the National Research Council for support. The authors are grateful for helpful discussions with Profs. R. D. Coombe, M. C. Heaven, and D. W. Setser.

## References and Notes

- Benard, D. J.; McDermott, W. E.; Pchelkin, N. R.; Bousek, R. R. *Appl. Phys. Lett.* **1979**, *34*, 40, and references therein.

- (2) Wayne, R. P. Reactions of Singlet Molecular Oxygen in the Gas Phase. In *Singlet Oxygen*; Frimer, A. A., Ed.; CRC Press: Boca Raton, FL, 1985.
- (3) Hack, W.; Wilms, A. *J. Phys. Chem.* **1989**, *93*, 3540.
- (4) Hack, W.; Rathmann, K. *J. Phys. Chem.* **1992**, *96*, 47.
- (5) Hack, W.; Wagner, H. G.; Zasytkin, A. *Ber. Bunsen-Ges. Phys. Chem.*, **1994**, *98*, 156.
- (6) Adams, J. S.; Pasternack, L. *J. Phys. Chem.* **1991**, *95*, 2975.
- (7) Freitag, F.; Rohrer, F.; Stuhl, F. *J. Phys. Chem.* **1989**, *93*, 3170.
- (8) Hack, W.; Jordan, R. *Ber. Bunsen-Ges., Phys. Chem.* **1997**, *101*, 545.
- (9) Quinones, E.; Habdas, J.; Setser, D. W. *J. Phys. Chem.* **1987**, *91*, 5155.
- (10) Du, K. Y.; Setser, D. W. *J. Phys. Chem.* **1990**, *94*, 2425.
- (11) Du, K. Y.; Setser, D. W. *J. Phys. Chem.* **1992**, *96*, 2553.
- (12) Du, K. Y.; Setser, D. W. *J. Phys. Chem.* **1991**, *95*, 4728.
- (13) Du, K. Y.; Setser, D. W. *J. Phys. Chem.* **1993**, *97*, 5266.
- (14) Davis, S. J.; Rawlins, W. T.; Piper, L. G. *J. Phys. Chem.* **1989**, *93*, 1078.
- (15) Hewett, K. B.; Setser, D. W. *Chem. Phys. Lett.* **1998**, *297*, 335.
- (16) Hewett, K. B.; Manke, G. C., II; Setser, D. W.; Brewood, G. *J. Phys. Chem. A*, in press.
- (17) Wategaonkar, S.; Du, K. Y.; Setser, D. W. *Chem. Phys. Lett.* **1992**, *189*, 586.
- (18) Arunan, E.; Liu, C. P.; Setser, D. W.; Gilbert, J. V.; Coombe, R. D. *J. Phys. Chem.* **1994**, *98*, 494.
- (19) Singleton, S. M.; Coombe, R. D. *J. Phys. Chem.* **1995**, *99*, 16296.
- (20) Exton, D. B.; Gilbert, J. V.; Coombe, R. D. *J. Phys. Chem.* **1991**, *95*, 7758.
- (21) Herbelin, J. M. Private communication.
- (22) Weiller, B. H.; Heidner, R. F.; Holloway, J. S.; Koffend, J. B. *J. Phys. Chem.* **1992**, *96*, 9321.
- (23) Henshaw, T. L.; Herrerra, S. D.; Schlie, L. A. *J. Phys., Chem. A* **1997**, *102*, 4048.
- (24) Kolts, J. H.; Setser, D. W. In *Reactive Intermediates in the Gas Phase*; Setser, D. W., Ed.; Academic Press: New York, 1979.
- (25) Coombe, R. D. Private communication.
- (26) Manke, G. C., II; Setser, D. W. *J. Phys. Chem. A* **1998**, *102*, 7257.
- (27) Gilbert, J. V.; Okin, G. S. *J. Phys. Chem.* **1995**, *99*, 11365.
- (28) Xantheas, S. S.; Dunning Jr., T. H.; Mavdis, A. *J. Chem. Phys.* **1997**, *106*, 3280.
- (29) Sana, M.; Leroy, G.; Peeters, D.; Younang, E. *J. Mol. Struct.* **1987**, *151*, 325.
- (30) *CRC Handbook of Chemistry and Physics*, 71st ed.; Lide, D. R., Ed., CRC Press: Boca Raton, FL.
- (31) Zhang, F. M.; Oba, D.; Setser, D. W. *J. Phys. Chem.* **1987**, *91*, 1099.
- (32) Singleton, S. M.; Coombe, R. D. *Chem. Phys. Lett.* **1993**, *215*, 237.
- (33) Chen, J.; Dagdigian, P. J. *J. Chem. Phys.* **1992**, *96*, 7333.
- (34) Hewett, K. B.; Setser, D. W. *J. Phys. Chem. A* **1997**, *101*, 9125.