

REPORT DOCUMENTATION PAGE

Form Approved
OMB NO. 0704-0188

Public Reporting burden for this collection of information is estimated to average 1 hour per response, including the time for reviewing instructions, searching existing data sources, gathering and maintaining the data needed, and completing and reviewing the collection of information. Send comment regarding this burden estimates or any other aspect of this collection of information, including suggestions for reducing this burden, to Washington Headquarters Services, Directorate for Information Operations and Reports, 1215 Jefferson Davis Highway, Suite 1204, Arlington, VA 22202-4302, and to the Office of Management and Budget, Paperwork Reduction Project (0704-0188,) Washington, DC 20503.

1. AGENCY USE ONLY (Leave Blank)		2. REPORT DATE January 31, 2002	3. REPORT TYPE AND DATES COVERED Final Progress Report	
4. TITLE AND SUBTITLE "Low Power/Low Noise Electronics Technologies for Wireless Communications" "High Performance AlGaIn/GaN HEMT Power Amplifier"			5. FUNDING NUMBERS DAAH04-96-1-0005	
6. AUTHOR(S) Tatsuo Itoh				
7. PERFORMING ORGANIZATION NAME(S) AND ADDRESS(ES) University of California, Los Angeles Box 951594 Los Angeles, CA 90095-1594			8. PERFORMING ORGANIZATION REPORT NUMBER	
9. SPONSORING / MONITORING AGENCY NAME(S) AND ADDRESS(ES) U. S. Army Research Office P.O. Box 12211 Research Triangle Park, NC 27709-2211			10. SPONSORING / MONITORING AGENCY REPORT NUMBER 34992-EL-MUR <i>34992.37-EL-MUR</i>	
11. SUPPLEMENTARY NOTES The views, opinions and/or findings contained in this report are those of the author(s) and should not be construed as an official Department of the Army position, policy or decision, unless so designated by other documentation.				
12 a. DISTRIBUTION / AVAILABILITY STATEMENT Approved for public release; distribution unlimited.			12 b. DISTRIBUTION CODE	
13. ABSTRACT (Maximum 200 words) We had previously written a Final Report for this award on August 1, 2001. At that time we provided ARO, as Appendix to Final Report, with three copies of the book "RF Technologies for Low Power Wireless Communications". Due to administrative reasons, we requested and were granted an extended contractual period to January 31, 2002. This period was used only to complete the last remaining technical activity that was carried out by the group of T. Itoh in the area of Active Integrated Antennas based on GaN transistor.				
14. SUBJECT TERMS GaN, Active Antennas, High Efficiency			15. NUMBER OF PAGES 5 pages	
			16. PRICE CODE	
17. SECURITY CLASSIFICATION OR REPORT UNCLASSIFIED	18. SECURITY CLASSIFICATION ON THIS PAGE UNCLASSIFIED	19. SECURITY CLASSIFICATION OF ABSTRACT UNCLASSIFIED	20. LIMITATION OF ABSTRACT UL	

NSN 7540-01-280-5500

Standard Form 298 (Rev.2-89)
Prescribed by ANSI Std. Z39-18
298-102

20021022 078

MASTER COPY: PLEASE KEEP THIS "MEMORANDUM OF TRANSMITTAL" BLANK FOR REPRODUCTION PURPOSES. WHEN REPORTS ARE GENERATED UNDER THE ARO SPONSORSHIP, FORWARD A COMPLETED COPY OF THIS FORM WITH EACH REPORT SHIPMENT TO THE ARO. THIS WILL ASSURE PROPER IDENTIFICATION. NOT TO BE USED FOR INTERIM PROGRESS REPORTS; SEE PAGE 2 FOR INTERIM PROGRESS REPORT INSTRUCTIONS.

MEMORANDUM OF TRANSMITTAL

U.S. Army Research Office
ATTN: AMSRL-RO-BI (TR)
P.O. Box 12211
Research Triangle Park, NC 27709-2211

- | | |
|--|---|
| <input type="checkbox"/> Reprint (Orig + 2 copies) | <input type="checkbox"/> Technical Report (Orig + 2 copies) |
| <input type="checkbox"/> Manuscript (1 copy) | <input checked="" type="checkbox"/> Final Progress Report (Orig + 2 copies) |
| | <input type="checkbox"/> Related Materials, Abstracts, Theses (1 copy) |

CONTRACT/GRANT NUMBER: DAAH04-96-1-0005

REPORT TITLE: "High Performance AlGaIn/GaN HEMT Power Amplifier"

is forwarded for your information.

SUBMITTED FOR PUBLICATION TO (applicable only if report is manuscript):

Sincerely,



Tatsuo Itoh
Professor
University of California, Los Angeles

FINAL REPORT FOR MURI PROJECT

**Low Power/Low Noise Electronics Technologies for
Wireless Communications**

**University of California, Los Angeles
University of California, San Diego**

Date: January 31, 2002

Supported by: ODDR&E

**Monitored by: ARO Electronics Division
DAAH04-96-1-0005**

Principal Investigator: Prof. Tatsuo Itoh
Department of Electrical Engineering
University of California, Los Angeles
405 Hilgard Avenue
Los Angeles, CA 90095-1594
Phone 310-206-4820
Fax 310-206-4819
itoh@ee.ucla.edu

**Program Managers: Dr. Dwight Woolard, ARO
Dr. James Harvey, ARO**

INTRODUCTION AND BACKGROUND

We have previously written Final Report for this award on August 1, 2001. In addition, we provided ARO, as Appendix to Final Report, with three copies of the book "RF Technologies for Low Power Wireless Communications," edited by T. Itoh, G. Haddad and J. Harvey and published by Wiley-Interscience.

Due to administrative reasons, we need to extend contractual period to January 21, 2002. Therefore, it was agreed that the Final Report dated August 1, 2001 is now used as an Interim Report. Below is the Final Report to which the three volumes of the above mentioned book should be attached as Appendix.

This period is used only to complete the last remaining technical activity that was carried out by the group of T. Itoh in the area of Active Integrated Antennas based on GaN transistor.

With completion of this GaN project, all technical activities under this MURI program has been complete.

High Performance AlGaIn/GaN HEMT Power Amplifier

I. Specific Aims

Our main objectives are to develop and demonstrate high performance AlGaIn/GaN HEMT power amplifier structures for high power and high efficiency applications such as radar systems. Especially in order to enhance power amplifier efficiency while keeping high output power and associate gain, we demonstrate a novel power amplifier structure, in which AlGaIn/GaN HEMT is integrated with antenna as both a frequency dependent output load and a radiator using an active integrated antenna (AIA) design approach that has been developed at UCLA. The AIA design method provides more design degree of freedom from the antennas to have certain antenna radiation characteristics such as harmonic termination.

II. High Efficiency AlGaIn/GaN HEMT Power Amplifier Integrated with Antenna

An AIA can be considered as an active microwave circuit in which the output or input port is free space instead of a conventional 50- Ω interface. The antenna is not only used as a radiating element but also provides various circuit functionality such as filtering and harmonic tuning, and is an integral part of the microwave circuit design. This results in a functional compact design, eliminating the effect of any cable and feed line loss that would affect overall system efficiency and power if an external antenna was used. Especially it has been demonstrated to be an effective method for enhancing the efficiency of power amplifiers based on the characteristics of an antenna with harmonic termination characteristics instead of using output matching networks with harmonic termination parts such as power amplifiers in class-F operation with 2nd and 3rd harmonic terminations.

Circular sector microstrip antennas offer many attractive features including compactness, lightweight constructions, low cost, and ease of fabrication. Besides of these advantages, the most interesting antenna characteristic is no radiation power at higher order harmonics of the fundamental frequency. Due to the antenna characteristics, output harmonics are terminated by the circular sector antenna itself without additional output matching networks. A circular sector antenna was designed and fabricated on duroid substrate with dielectric constant of 2.33 and thickness of 0.775 mm at the resonant frequency of 2.45 GHz. The fabricated antenna was combined with AlGaIn/GaN HEMT fabricated on SiC substrate through device isolation, ohmic metallization, gate metallization, Si₃N₄ passivation, and air-bridge processes. The PA was designed at fundamental frequency including a circular sector antenna as a part of the output matching network. The input matching network was fabricated on Alumina with dielectric constant of 9.8 and thickness of 0.375 mm. In practice, we have also considered the effect of Au bonding wires with equivalent inductance of 0.5 nH/mm to connect circuit components. The photograph of the fabricated the antenna integrated PA is shown in Fig. 1.

Measurements were done in an anechoic chamber based upon the Friis transmission equation (1). Radiated power from a passive antenna was measured in the broadside direction. Then, the passive antenna was replaced by PA with antenna and the measurement was repeated for determining all PA performances.

$$P_{rec} = (1 - |\Gamma_{trans}|^2) G_t \frac{P_{in}}{4\pi R^2} (1 - |\Gamma_{rec}|^2) \frac{\lambda^2}{4\pi} G_r$$

In equation (1), P_{rec} and P_{in} are received power and input power from the output of HEMT to antenna and Γ_{trans} and Γ_{rec} are reflection coefficients of transmitting and receiving side, respectively. G_t and G_r are transmitting and receiving antenna gain and $1/4\pi R^2$ presents free

space loss. This allows us to get the output power just before the antenna after de-embedding the receiving and the passive antenna gain.

Large-signal measurements of the antenna integrated PA were performed using a microwave synthesizer in conjunction with a microwave amplifier as a power source. The bias voltages were set to V_{ds} of 18 V and V_{gs} of -2.8 V at 2.45 GHz. Fig. 2 shows the measured output power, associate gain, and PAE versus input power. A peak PAE of 55 % at an input power level of 19 dBm, output power of 30 dBm, and power gain of 14 dB were obtained.

Harmonic terminations reduce radiating power at harmonic frequencies and increase PAE. It is observed through measured radiation patterns of 2nd and 3rd harmonic frequencies shown in Fig. 3 for E- and H-plane, respectively. Note that the radiation power at fundamental frequency of 2.45 GHz is normalized to 0 dB. Due to harmonic termination characteristic of a circular sector antenna, radiation powers at 2nd and 3rd harmonic frequencies are below -30 dB and -20 dB, respectively for each polarization in broadside direction.




Fig. 1 Photograph of AlGaIn/GaN HEMT PA integrated with circular sector antenna

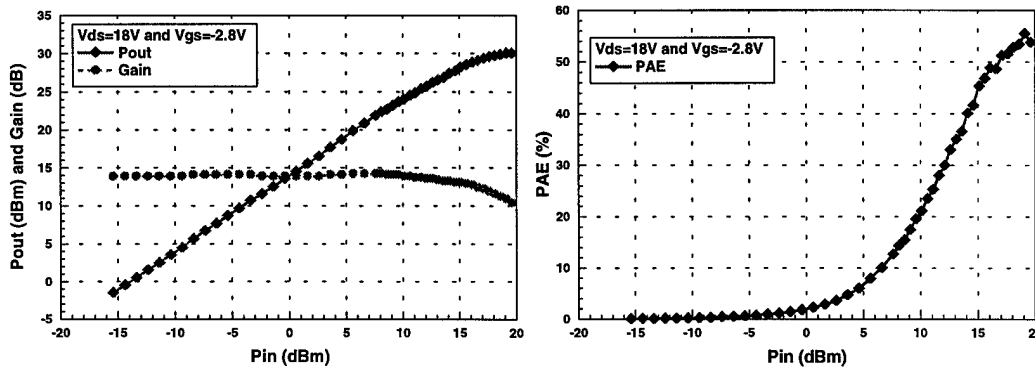


Fig. 2 Measured output power, gain, and PAE performances for AlGaIn/GaN HEMT PA integrated with circular sector antenna (Frequency: 2.45 GHz)

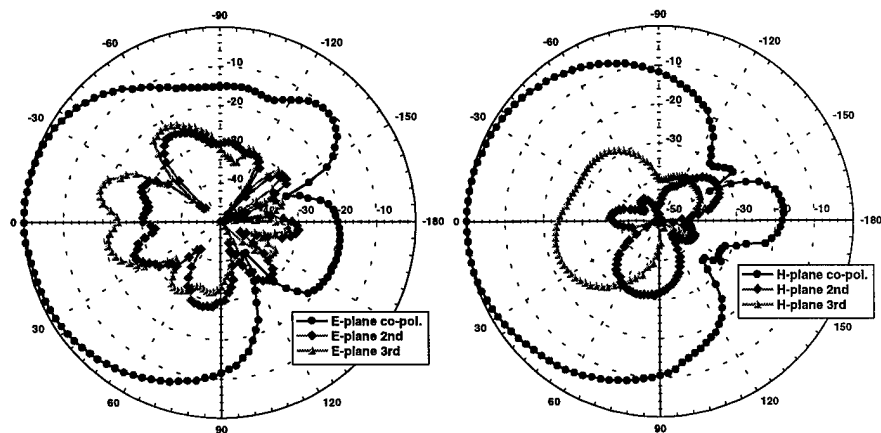


Fig. 3 Measured normalized E- and H-plane radiation patterns of the AlGaIn/GaN HEMT PA integrated with circular sector antenna at fundamental, 2nd, and 3rd harmonic frequencies

Publications

1. Y. Chung, C.Y. Hang, S. Cai, Y. Qian, C. P. Wen, K. L. Wang, and T. Itoh, "Output harmonic termination techniques for AlGaIn/GaN HEMT power amplifiers using active integrated antenna approach," To be presented in *IEEE MTT-S Int. Symp.* 2002, Seattle.