

REPORT DOCUMENTATION PAGE

AFRL-SR-AR-TR-02-

Public reporting burden for this collection of information is estimated to average 1 hour per response, including the time for reviewing instructions, searching existing data sources, gathering the data, reviewing the collection of information. Send comments regarding this burden estimate or any other aspect of this collection of information, including suggestions for reducing the burden, to Washington Headquarters Services, Directorate for Information Operations and Reports, 1215 Jefferson Davis Highway, Suite 1204, Arlington, VA 22202-4302, and to the Office of Management and Budget, Paperwork Project, Washington, DC 20503.

0352

ewing
nation

1. AGENCY USE ONLY (Leave blank)

2. REPORT DATE

3. REPORT TYPE AND DATES COVERED

12/1/00 to 11/30/01 Final

4. TITLE AND SUBTITLE

Ultrafast Optical Wavelength Shuffling based on Nonlinear Photonic Crystals

5. FUNDING NUMBERS

61102F
2305/DX

6. AUTHOR(S)

Professor McCaughan

7. PERFORMING ORGANIZATION NAME(S) AND ADDRESS(ES)

Univ of Wisconsin
750 University Avenue
Madison WI 53706-1490

8. PERFORMING ORGANIZATION
REPORT NUMBER

9. SPONSORING/MONITORING AGENCY NAME(S) AND ADDRESS(ES)

Department of the Air Force
Air Force Office of Scientific Research
801 N. Randolph St Rm 732
Arlington, VA 22203-1977

10. SPONSORING/MONITORING
AGENCY REPORT NUMBER

F49620-01-1-0077

11. SUPPLEMENTARY NOTES

12a. DISTRIBUTION AVAILABILITY STATEMENT

Distribution Statement A. Approved for public release; distribution is unlimited.

12b. DISTRIBUTION CODE

13. ABSTRACT (Maximum 200 words)

At the time of this proposal we had developed the theoretical foundation for analyzing 2D periodic second order nonlinearities, from which we developed demonstration of simultaneous optical wavelength interchange [1]. shown that a properly designed 2-D quadratic nonlinear lattice can be used to produce a simultaneous, one-step, interchange of data between two carrier wavelengths λ_1 and λ_2 (Fig. 1). The two DFG processes essentially "diffract" the interconverted signals from the unconverted ones, providing spatial segregation to eliminate coherent in band cross talk. Subsequent to this, we presented the first experimental demonstration of simultaneous optical wavelength interchange [2,3]. The nonlinear lattice, fabricated in LiNbO3, was designed to interchange the wavelengths 1535 nm and 1555 nm a theoretical was in that paper, Figure 1. Schematic representation of simultaneous wavelength interchange in 2D periodically poled LiNbO2.

20021126 095

14. SUBJECT TERMS

15. NUMBER OF PAGES

16. PRICE CODE

17. SECURITY CLASSIFICATION
OF REPORT

Unclassified

18. SECURITY CLASSIFICATION
OF THIS PAGE

Unclassified

19. SECURITY CLASSIFICATION
OF ABSTRACT

Unclassified

20. LIMITATION OF ABSTRACT

UL

GP

144-J204
F49620-01-1-007

NE

ULTRAFAST OPTICAL WAVELENGTH SHUFFLING BASED ON NONLINEAR PHOTONIC CRYSTALS FINAL REPORT

Agency: DOD, Air Force, Arlington VA
Project Director: Leon McCaughan
Contract period: 12/01/00 through 11/30/01

At the time of this proposal we had developed the theoretical foundation for analyzing 2D periodic second order nonlinearities, from which we developed a theoretical demonstration of simultaneous optical wavelength interchange [1]. In that paper, it was shown that a properly designed 2-D quadratic nonlinear lattice can be used to produce a simultaneous, one-step, interchange of data between two carrier wavelengths (Fig. 1). The two DFG processes essentially "diffract" the interconverted signals from the unconverted ones, providing spatial segregation to eliminate coherent in band cross talk. Subsequent to this, we presented the first experimental demonstration of simultaneous optical wavelength interchange [2,3]. The nonlinear lattice, fabricated in LiNbO_3 , was designed to interchange the wavelengths 1535 nm and 1555 nm (Fig. 2).

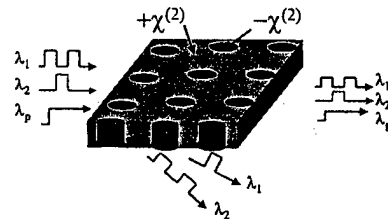


Figure 1. Schematic representation of simultaneous wavelength interchange in 2D periodically poled LiNbO_3 .

The large refractive index of LiNbO_3 ($n \sim 2.2$) also makes it an attractive material in which to produce a new engineered material: 2D nonlinear photonic crystals (NLPCs) – in which both the refractive index and the nonlinearity is periodically patterned. The periodic index distribution can serve as an optical bandgap material; defect waveguides fabricated in this material will be highly confining. This confinement will greatly enhance optical nonlinear processes such as wavelength translation.

The high chemical stability of crystalline LiNbO_3 , however, effectively precludes the use of standard photolithographic patterning techniques. We have developed a two-stage growth method for fabricating patterned crystalline LiNbO_3 structures for PC and other photonic applications [4,5]. The method uses atmospheric chemical vapor deposition (CVD) to produce an amorphous LiNbO_3 film. We have begun to pattern these films using conventional photo-lithography and chemical and dry

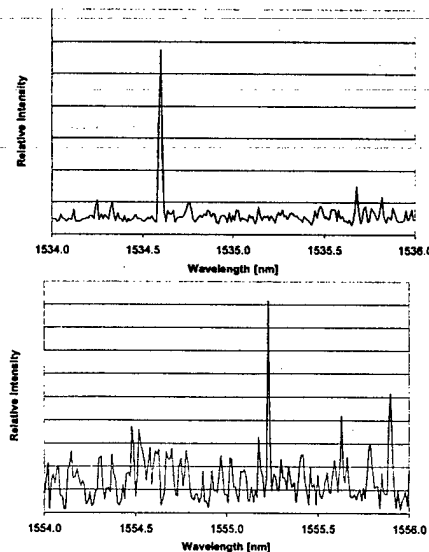


Fig. 2. Output spectra from 2D nonlinear lattice in LiNbO_3 .

etching techniques. (Alternatively, a standard lift-off process, using SiO_2 as a masking material, can be used to produce a desired pattern.) The crystalline LiNbO_3 substrate serves as an etch stop. When grown on LiNbO_3 substrates, a post-growth anneal converts the amorphous film to single crystal LiNbO_3 . Figure 3a is a cross-sectional TEM image of an amorphous LiNbO_3 film after annealing for 1 hour at 1100°C . The inset is the corresponding $[01\bar{1}0]$ zone axis selected area diffraction pattern taken from the film/substrate interface area in the image, demonstrating the single crystal epitaxial nature of the layer. The inclined lines are bend contours; the horizontal band is a thickness fringe. Figure 3b is a scanning electron micrograph of a photolithographically patterned, etched ($\text{HF}:\text{H}_2\text{O}$), and annealed (1000°C) LiNbO_3 film.




Fig. 3. (a) TEM of amorphous LiNbO_3 after annealing; (b) patterned, etched, and annealed LiNbO_3 film.

In parallel with this homoepitaxial technique, we have been exploring the growth of discontinuous patterned films on substrates with smaller refractive indices. We have found, for example, that under the proper conditions LiNbO_3 will undergo island growth on c-cut sapphire. X-ray diffraction shows the LiNbO_3 to be crystalline within the body of the islands. (It is likely that the island growth serves to relieve the lattice mismatch strain in the film.) With a properly patterned sapphire substrate, it may be possible to grow LiNbO_3 nonlinear photonic crystals via thin film epitaxy. The lower-index sapphire will additionally serve as optical cladding, confining the light to the LiNbO_3 . What is perhaps more exciting are the recent Maker fringe measurements made by one of our collaborators, Prof. Theresa Maldonado of the University of Texas at Arlington, showing that the ferroelectric domains of these films are oriented, giving rise to a large second harmonic signal (Fig. 4). This implies that $\text{LiNbO}_3/\text{Al}_2\text{O}_3$ photonic crystals will also exhibit the desired second second order nonlinearity, without having to orient the ferroelectric domains after growth.

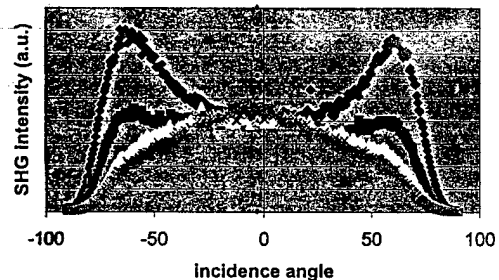


Figure 4. Maker fringe analysis of LiNbO_3 islands grown on c-cut sapphire.

References:

1. Aref Chowdhury, Chad Staus, Brian F. Boland, Thomas F. Kuech* and Leon McCaughan, "Experimental Demonstration of 1535-1555 nm Simultaneous Optical Wavelength Interchange with a Nonlinear Photonic Crystal," *Opt. Lett.*, 26, 1353 (2001)
2. A. Chowdhury, C. Staus, B. Boland, T. F. Kuech, L. McCaughan, "Experimental Demonstration of Simultaneous Optical Wavelength Interchange with a Nonlinear

Photonic Crystal," presented at the Nonlinear Guide Wave Optics Topical Meeting, Clearwater, FL, Paper TuC2.

3. A. Chowdhury, C. Staus, B. Boland, T. F. Kuech, L. McCaughan, "Optical Wavelength Interchange Based on Nonlinear Photonic Crystals," presented at the March '01 Optical Fiber Conference, Anaheim CA.

4. V. Joshkin, K. Dovidenko, Oktyabrsky, D. Saulys, T. F. Kuech, L. McCaughan, "Two stage growth of patterned epitaxial lithium niobate for photonics applications, presented Sept 01 at the 13th Int'l Vacuum Society Symposium, San Francisco, paper PH-ThM9.

5. New Methods for Fabricating Patterned Lithium Niobate for Photonic Applications V. Joshkin, K. Dovidenko, S. Oktyabrsky, D. Saulys, T. Kuech, and L. McCaughan submitted to Applied Physics Lett.

Patent Disclosures

1. New Integrated Optics Devices enabled by the ability to fabricate 2D and 3D structures in LiNbO₃ via amorphous film growth and laser ablation, L. McCaughan, C. Staus, disclosure filed 1/02.

2. Geometries produced in bulk LiNbO₃ by laser ablation using a frequency tripled Nd:YAG," L. McCaughan, C. Staus, disclosure filed 1/02.