

# REPORT DOCUMENTATION PAGE

Form Approved  
OMB No. 0704-0188

Public reporting burden for this collection of information is estimated to average 1 hour per response, including the time for reviewing instructions, searching existing data sources, gathering and maintaining the data needed, and completing and reviewing the collection of information. Send comments regarding this burden estimate or any other aspect of this collection of information, including suggestions for reducing this burden to Washington Headquarters Services, Directorate for Information Operations and Reports, 1215 Jefferson Davis Highway, Suite 1204, Arlington, VA 22202-4302, and to the Office of Management and Budget, Paperwork Reduction Project (0704-0188), Washington, DC 20503.

PLEASE DO NOT RETURN YOUR FORM TO THE ABOVE ADDRESS.

1. REPORT DATE (DD-MM-YYYY) November 13, 2002		2. REPORT TYPE Final Report		3. DATES COVERED 01 June 1998 - 31 May 2002	
4. TITLE AND SUBTITLE  Graduate and Undergraduate Training in Marine Environmental Biotechnology				5a. CONTRACT NUMBER	
				5b. GRANT NUMBER N000014-99-1-0312	
				5c. PROGRAM ELEMENT NUMBER	
6. AUTHOR(S) Kevin R. Sowers, PI				5d. PROJECT NUMBER	
				5e. TASK NUMBER	
				5f. WORK UNIT NUMBER	
7. PERFORMING ORGANIZATION NAME(S) AND ADDRESS(ES) Univ. of MD Biotechnology Institute, 701 E. Pratt St., Baltimore, MD 21202				8. PERFORMING ORGANIZATION REPORT NUMBER	
9. SPONSORING/MONITORING AGENCY NAME(S) AND ADDRESS(ES) Office of Naval Research, 800 N. Quincy St., Arlington, VA 22217-5000				10. SPONSOR/MONITOR'S ACRONYM(S) ONR	
				11. SPONSOR/MONITOR'S REPORT NUMBER(S)	
12. DISTRIBUTION/AILABILITY STATEMENT Distribution unlimited					
13. SUPPLEMENTARY NOTES  <b>20021202 008</b>					
14. ABSTRACT The overall objective of this project was to enable students to participate and contribute to our ongoing research on the identification and characterization of microbes that catalyze polychlorinated biphenyl (PCB)-dechlorinating processes in the environment. The specific objective was to provide students at the graduate and undergraduate levels with skills that will enable them to conduct independent research in marine environmental molecular biology.					
15. SUBJECT TERMS PCBs, bioremediation, marine sediments, natural attenuation, microbial catalysts					
16. SECURITY CLASSIFICATION OF:			17. LIMITATION OF ABSTRACT UP	18. NUMBER OF PAGES 4	19a. NAME OF RESPONSIBLE PERSON Kevin R. Sowers
a. REPORT Unclass.	b. ABSTRACT Unclass.	c. THIS PAGE Unclass.			19b. TELEPHONE NUMBER (Include area code) 410.234.8878

**GENERAL INSTRUCTIONS FOR COMPLETING SF 298**

**1. REPORT DATE.** Full publication date, including day, month, if available. Must cite at least the year and be year 2000 compliant, e.g. 30-06-1998; xx-06-1998; xx-xx-1998.

**2. REPORT TYPE.** State the type of report, such as final, technical, interim, memorandum, master's thesis, progress, quarterly, research, special, group study, etc.

**3. DATES COVERED.** Indicate the time during which the work was performed and the report was written, e.g., Jun 1997 - Jun 1998; 1-10 Jun 1996; May - Nov 1998; Nov 1998.

**4. TITLE.** Enter title and subtitle with volume number and part number, if applicable. On classified documents, enter the title classification in parentheses.

**5a. CONTRACT NUMBER.** enter all contract numbers as they appear in the report, e.g. F33615-86-C-5169.

**5b. GRANT NUMBER.** enter all grant numbers as they appear in the report, e.g. AFOSR-82-1234.

**5c. PROGRAM ELEMENT NUMBER.** Enter all program element numbers as they appear in the report, e.g. 61101A.

**5d. PROJECT NUMBER.** Enter all project numbers as they appear in the report, e.g. 1F665702D1257; ILIR.

**5e. TASK NUMBER.** Enter all task numbers as they appear in the report, e.g. 05; RF0330201; T4112.

**5f. WORK UNIT NUMBER.** Enter all work unit numbers as they appear in the report, e.g. 001; AFAPL30480105.

**6. AUTHOR(S).** Enter name(s) of person(s) responsible for writing the report, performing the research, or credited with the content of the report. The form of entry is the last name, first name, middle initial, and additional qualifiers separated by commas, e.g. Smith, Richard, J, Jr.

**7. PERFORMING ORGANIZATION NAME(S) AND ADDRESS(ES).** Self-explanatory.

**8. PERFORMING ORGANIZATION REPORT NUMBER.** Enter all unique alphanumeric report numbers assigned by the performing organization, e.g. BRL-1234; AFWL-TR-85-4017-Vol-21-PT-2.

**9. SPONSORING/MONITORING AGENCY NAME(S) AND ADDRESS(ES).** Enter the name and address of the organization(s) financially responsible for and monitoring the work.

**10. SPONSOR/MONITOR ACRONYM(S).** Enter, if available, e.g. BRL, ARDEC, NADC.

**11. SPONSOR/MONITOR'S REPORT NUMBER(S).** Enter report number as assigned by the sponsoring/monitoring agency, if available, e.g. BRL-TR-829; -215.

**12. DISTRIBUTION/AVAILABILITY STATEMENT.** Use agency-mandated availability statements to indicate the public availability or distribution limitations of the report. If additional limitations/restrictions or special markings are indicated, follow agency authorization procedures, e.g. RD/FRD, PROPIN, ITAR, etc. Include copyright information.

**13. SUPPLEMENTARY NOTES.** Enter information not included elsewhere such as: prepared in cooperation with; translation of; report supersedes; old edition number, etc.

**14. ABSTRACT.** A brief (approximately 200 words) factual summary of the most significant information.

**15. SUBJECT TERMS.** Key words or phrases identifying major concepts in the report.

**16. SECURITY CLASSIFICATION.** Enter security classification in accordance with security classification regulations, be.go. U, C, S, etc. If this form contains classified information, stamp classification level on the top and bottom of this page.

**17. LIMITATION OF ABSTRACT.** This block must be completed to assign a distribution limitation to the abstract. Enter UP (Unclassified Unlimited) or SAR (Same as Report). An entry in this block is necessary if the abstract is to be limited.

## FINAL REPORT

**GRANT #:** N00014-99-1-0312

**PRINCIPAL INVESTIGATORS:** Kevin R. Sowers, Ph.D., University of Maryland Biotechnology Institute, Center of Marine Biotechnology, 701 E. Pratt St., Baltimore, MD 21202

**GRANT TITLE:** Graduate and Undergraduate Training in Marine Environmental Biotechnology

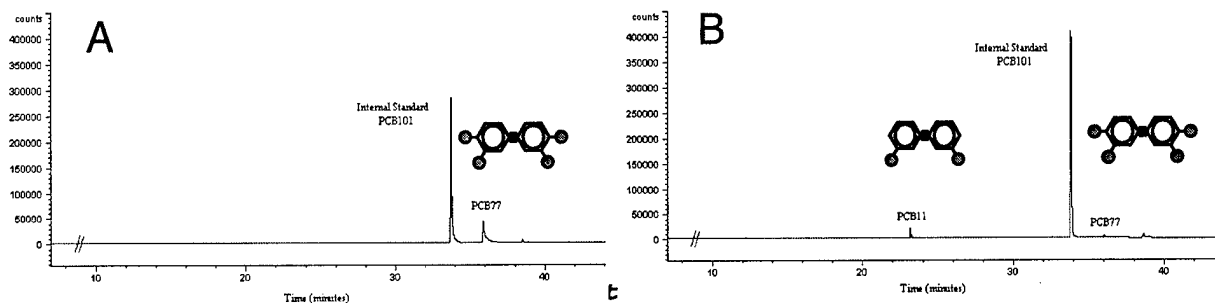
**REPORT PERIOD:** 01 March 1999 - 28 February 2002

**OBJECTIVE:** The overall objective of this research is to enable students to participate and contribute to our ongoing research on the identification and characterization of microbes that catalyze polychlorinated biphenyl (PCB)-dechlorinating processes in the environment. The specific objectives include training students with skills that will enable them to conduct independent research in environmental molecular biology.

**APPROACH:** Students were trained to perform cutting edge molecular technologies to study marine bioremediation including: (i) use of molecular DNA probes to further define microbial populations associated with specific transformation pathways; (ii) anaerobic isolation and characterization of PCB-dechlorinating microorganisms that can be used for mechanistic studies and bioaugmentation of contaminated sites; (iii) development of screening methods for rapid molecular monitoring of PCB dechlorinating potential and activity in the laboratory and *in situ*. Acquired skills included development of anaerobic microcosms from marine sediments, isolation of anaerobic marine microorganisms, cloning and sequencing of DNA, PCR amplification of DNA, development of gene probes, and computer sequence analyses of 16S rDNA sequences

### ACCOMPLISHMENTS:

The microbial catalysts for many environmental processes such as the dechlorination of PCBs have been difficult to identify by traditional isolation techniques. To overcome this limitation, traditional enrichment techniques have been combined with molecular monitoring using amplified rDNA restriction analysis (ARDRA) of a clone library, denaturing gradient gel electrophoresis (DGGE) and terminal restriction fragment length polymorphism (TRFLP) to identify the biocatalysts that reductively dechlorinate highly chlorinated and potentially toxic PCB congeners. Enrichment microcosms were initiated with three dioxin-like PCB congeners: 2,2',3,3',4,4',5,5' octachlorobiphenyl (PCB 194), 2,3,3',4,4',5,5' heptachlorobiphenyl (PCB 189) and 3,3',4,4' tetrachlorobiphenyl. PCBs 189 and 194 were tested for the potential of the dechlorination process to form toxic dioxin-like PCB 77 (toxification). PCB 77 was chosen to test for the potential of the dechlorination process to detoxify this dioxin-like congener.



**Figure 1. Reductive dechlorination of PCB 77 by Baltimore Harbor microcosms grown with acetate as and electron donor at 0 days (A) and 309 days (B).**

After 309 day of incubation with fatty acids or acetate as electron donors PCB 77 was reductively dechlorinated to PCB 11, effectively transforming the toxic co-planar form of PCB to a less toxic non-coplanar form. The structure of the product has been confirmed by GC-MS (Figure 2). Result indicate that coplanar PCB77 is reduced by removal of two

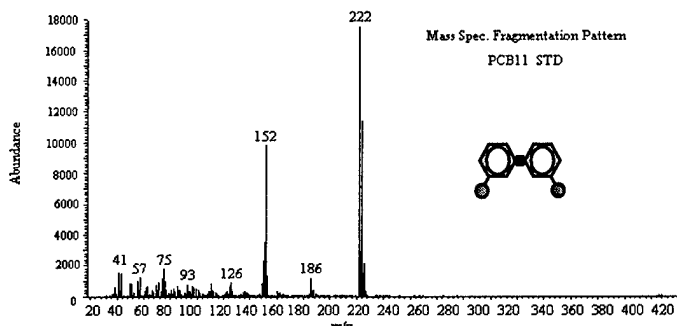


Figure 2. GC-MS analysis of PCB77 dechlorination product confirming that structure is PCB 11.

chlorines in the 55' positions. Although intermediates were not detected, it is not possible to conclude that this is a one step process since the intermediates may not have accumulated at undetectable levels. This activity has been successfully transferred and analysis with our PCB dechlorinator-specific probes indicates that the catalyst is most closely related to other PCB dechlorinating species (Figure 3). Activities have not yet been detected for the highly chlorinated PCB congeners 189 and 194, but we are continuing to monitor the cultures.

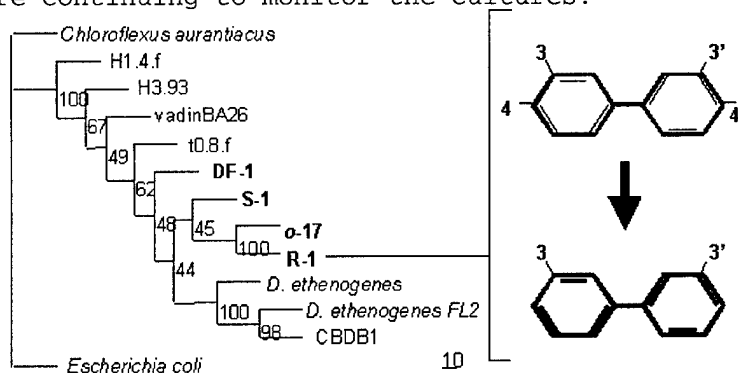


Figure 3. Phylogenetic tree showing that the PCB77 dechlorinating catalyst (R-1) is most closely related to the other PCB dechlorinating species o-17, S-1, DF-1.

Bioaugmentation experiments by undergraduate Heather Allen have yielded promising results. In preliminary experiments sediments from Oslo Harbor that did not exhibit *ortho*-dechlorination were combined in a microcosm with an equal volume of Baltimore Harbor sediment in a mineral medium with only acetate as an electron donor. These microcosms exhibited *ortho*-dechlorination of 2356-CB, which is a signature reaction of indigenous BH sediment microbial communities. This established that the lack of *ortho*-dechlorination in Norwegian sediments was not due to inhibitory factors. The experiment were then repeated using highly enriched sediment-free cultures that contained the *ortho*-dechlorinating strain o-17, identified by the PIs in and ONR Harbor Processes funded project. Addition of this enriched culture to Oslo Harbor sediments catalyzed *ortho*-dechlorination of 2356-CB in the sediments. In order to determine whether the dechlorinating strain could be maintained within the indigenous microbial community, bioamended cultures depleted of 2356-CB were stored for a period of 6 months without replenishment of the PCB.

Thus far after 3 months, *ortho*-dechlorinating activity has not been restored. Molecular analyses are currently being conducted with molecular probes to determine whether the *ortho*-dechlorinating population has been diminished or requires an induction period in the presence of the PCB congener.

The students have been trained to perform cutting edge molecular technologies to study marine bioremediation including: (i) use of molecular DNA probes to further define microbial populations associated with specific transformation pathways; (ii) anaerobic isolation and characterization of PCB-dechlorinating microorganisms that can be used for mechanistic studies and bioaugmentation of contaminated sites; (iii) development of screening methods for rapid molecular monitoring of PCB dechlorinating potential and activity in the laboratory and *in situ*. Acquired skills have included development of anaerobic microcosms from marine sediments, GC/ECD and GC/MS analyses of PCBs and interpretation of data, cloning and sequencing of DNA, PCR amplification of DNA, development of gene probes, and computer sequence analyses of 16S rDNA sequences.

Mr. Hebert left the program on a medical leave, but has since been employed by Maryland Department of the Environment and most recently by the US postal service to conduct environmental research. Training from this program was directly responsible for Mr. Hebert's past and current positions. Another graduate student, Ms. Sonya Fagervold has continued the research outlined in this proposal. Ms Allen has graduated from the University of Maryland with honors and will continue to participate in the preparation of a manuscript describing her work on bioaugmentation. Her training in this program has lead to her current employment at Johns Hopkins University as a laboratory technician. She plans on applying to medical schools this year.

**CONCLUSIONS:** The students' research provides a basic understanding of the dehalogenating processes extant in coastal sediments using PCBs as a model system and the potential for these processes to 1) detoxify potentially harmful PCB congeners; and 2) stimulate dechlorinating by indigenous populations of microorganisms. The ultimate goals of the study were to understand the biocatalytic processes that transform PCBs in order to determine whether the indigenous microbial population has the potential to detoxify PCBs of concern and determine whether these processes are potentially amenable to biotechnological enhancement by bioaugmentation of PCB-impacted coastal harbors and sediments.

**SIGNIFICANCE:** Our initial studies on the dechlorination of PCB77 suggest that natural attenuation has the potential to detoxify sediments impacted by toxic coplanar PCBs. The results of this research will facilitate Navy management decisions concerning both remedial site prioritization and appropriate remedial strategies.

**PATENT INFORMATION:** No patents disclosures were filed.

**AWARD INFORMATION:** The PI (KRS) was promoted to the rank of associated professor during the course of this project.

**PUBLICATIONS AND ABSTRACTS:**

May, H.D., Allen, H., T. Briseid, O. Bergersen, G. Eidsa and K.R. Sowers. Effects of temperature on the reductive dechlorination of PCBs in microcosms from low temperature marine sediments. *In preparation.*

Watts, J.E.M., R. Hebert, S.B. Schreier, H.D. May and K.R. Sowers. Distribution of PCB dechlorinating communities in PCB impacted marine sediments. *In preparation.*

Watts, J.E.M., May, H.D., and Sowers, K.R. 2002. Development of a molecular screening technique for microorganisms that reductively dechlorinate PCBs