

230011132

MEMORANDUM FOR PRS (In-House Publication)

FROM: PROI (STINFO)

27 June 2002

SUBJECT: Authorization for Release of Technical Information, Control Number: **AFRL-PR-ED-VG-2002-167**
C.T. Liu (PRSM) et al., "Estimating the Equivalent Initial Crack Size in a Particulate Composite Material under a Multi-Axial Loading Condition" (viewgraphs)

Int'l Conf. on Computational Engineering & Science
(Reno, NV, 31 July - 02 August 2002) (Deadline: 30 July 2002)

(Statement A)

1. This request has been reviewed by the Foreign Disclosure Office for: a.) appropriateness of distribution statement, b.) military/national critical technology, c.) export controls or distribution restrictions, d.) appropriateness for release to a foreign nation, and e.) technical sensitivity and/or economic sensitivity.

Comments: _____

Signature _____ Date _____

2. This request has been reviewed by the Public Affairs Office for: a.) appropriateness for public release and/or b) possible higher headquarters review.

Comments: _____

Signature _____ Date _____

3. This request has been reviewed by the STINFO for: a.) changes if approved as amended, b) appropriateness of references, if applicable; and c.) format and completion of meeting clearance form if required

Comments: _____

Signature _____ Date _____


4. This request has been reviewed by PR for: a.) technical accuracy, b.) appropriateness for audience, c.) appropriateness of distribution statement, d.) technical sensitivity and economic sensitivity, e.) military/national critical technology, and f.) data rights and patentability

Comments: _____

APPROVED/APPROVED AS AMENDED/DISAPPROVED

PHILIP A. KESSEL Date
Technical Advisor
Space and Missile Propulsion Division

Estimating the Equivalent Initial Crack Size in a Particulate Composite Material under a Multi- Axial Loading Condition




C. T. Liu¹, J. N. Yang², G. Smith³,
and D Wickham⁴

1. AFRL/PRSM, 10 E. Saturn Blvd. Edwards AFB CA
93524-7680

2. University of California at Irvine, CA
92697

3. OO-ALC/LMSI, 6416 North Loop, Bldg. 1943, Hill AFB UT
84057

4. OO-ALC/LMP, 6031 Gum Lane, Bldg. 1227, Hill AFB UT
84056



Objectives

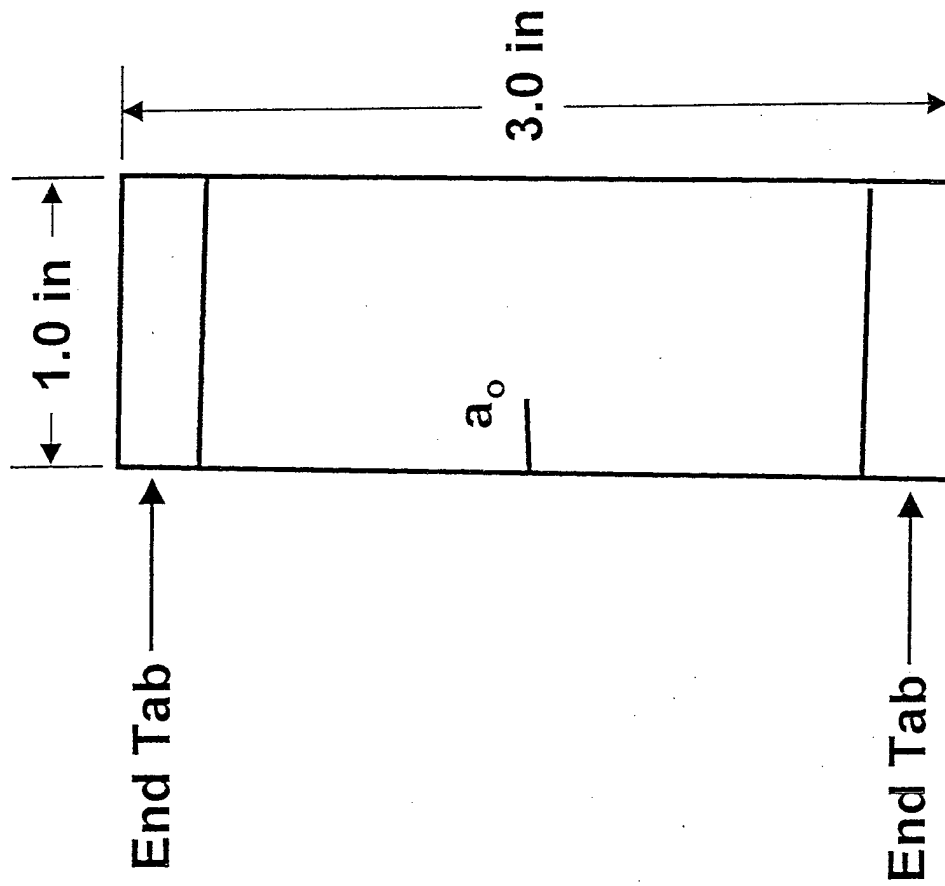


- Investigate the Effect of Confined Pressure on the Equivalent Initial Crack Size in a Particulate Composite Material under a Constant Strain Rate of 18.18 in/in/min.
 - Confined Pressures: Ambient and 1000 psi
- Determine the Statistical Distribution Function of the Equivalent Initial Crack Size.
 - Normal Distribution
 - Two-Parameter Lognormal Distribution
 - Two-Parameter Weibull Distribution
 - Second Asymptotic Distribution of the Maximum Value



Liu 31May02.ppt

Specimen Geometry






14May02 Liu.ppt

Summary of Crack Lengths (Ambient Pressure)



Specimen	a_c	t_c (sec)	a^*	t^* (sec)	a_0
Specimen 2	0.15425	1.52410	0.14396	0.92817	0.14258
Specimen 3	0.15543	1.56840	0.14530	0.97216	0.14386
Specimen 4	0.15993	1.62110	0.15018	1.04930	0.14888
Specimen 5	0.15268	1.47570	0.14237	0.88766	0.14114
Specimen 6	0.15476	1.45990	0.14506	0.89909	0.14379
Specimen 7	0.15505	1.46360	0.14471	0.87206	0.14348
Specimen 8	0.16073	1.50860	0.15029	0.89749	0.14883
Specimen 9	0.16006	1.49300	0.14973	0.88745	0.14826
Specimen 10	0.15765	1.50720	0.14717	0.89387	0.14575
Specimen 11	0.15902	1.52830	0.14858	0.91423	0.14711
Specimen 12	0.16086	1.49390	0.15115	0.92008	0.14976
Specimen 13	0.15963	1.47920	0.14965	0.89482	0.14819




14May02 Liu.ppt

Summary of Crack Lengths (1000 psi Pressure)

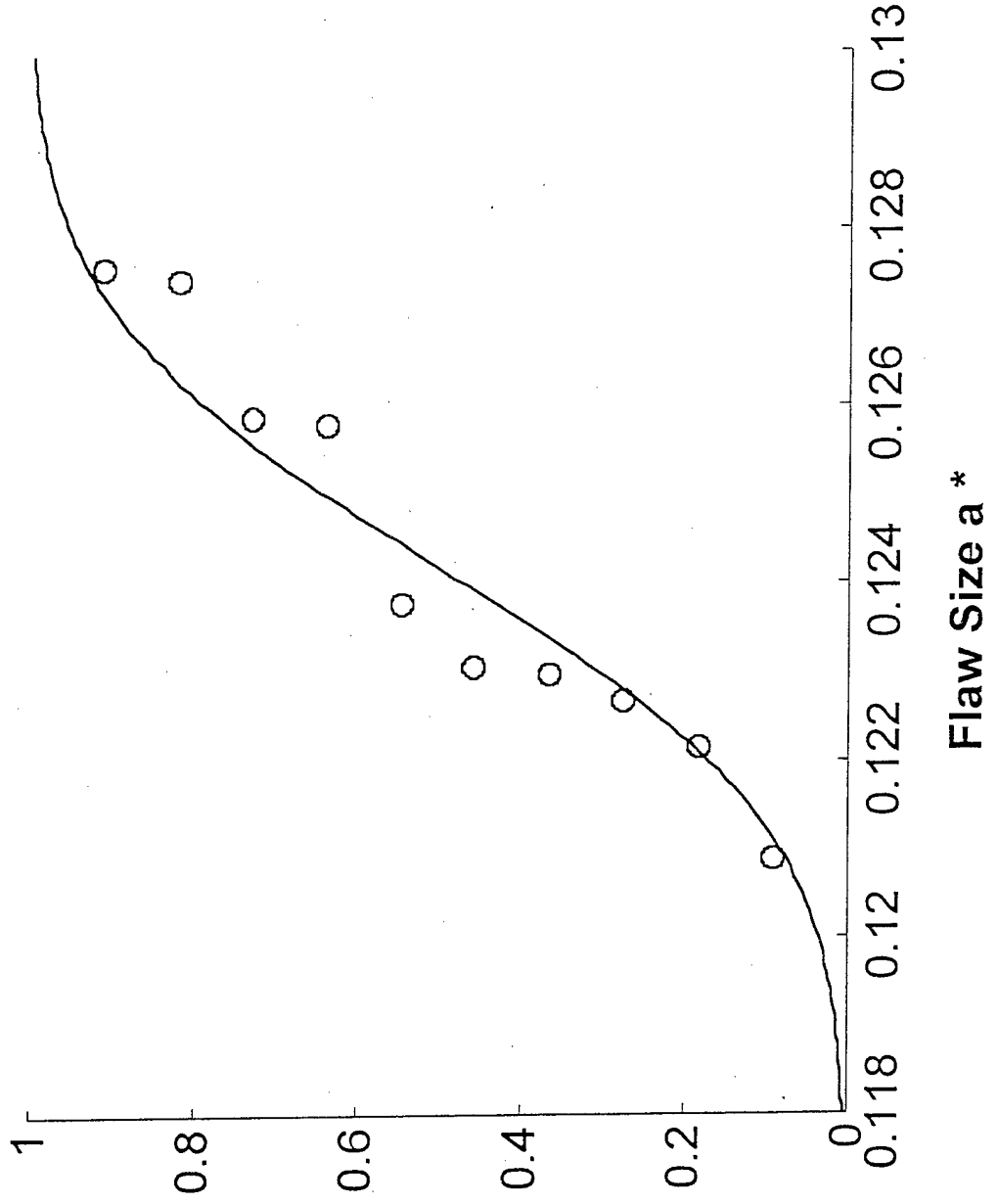


Specimen	a_c	$t_c(\text{sec})$	a^*	$t^*(\text{sec})$	a_0
Specimen 1	0.13691	1.39630	0.12298	0.77889	0.12192
Specimen 2	0.13782	1.42730	0.12268	0.76981	0.12158
Specimen 3	0.14140	1.52430	0.12744	0.90516	0.12641
Specimen 4	0.14225	1.45830	0.12760	0.81887	0.12651
Specimen 5	0.13629	1.43770	0.12089	0.76950	0.11979
Specimen 6	0.13644	1.40720	0.12216	0.77942	0.12109
Specimen 7	0.13812	1.38830	0.12379	0.76062	0.12271
Specimen 8	0.13994	1.37600	0.12581	0.75726	0.12472
Specimen 9	0.14072	1.43480	0.12589	0.79079	0.12480
Specimen 10	0.13765	1.44890	0.12307	0.80817	0.12199




14May02 Liu.ppt

Normal Distribution Plot for a *

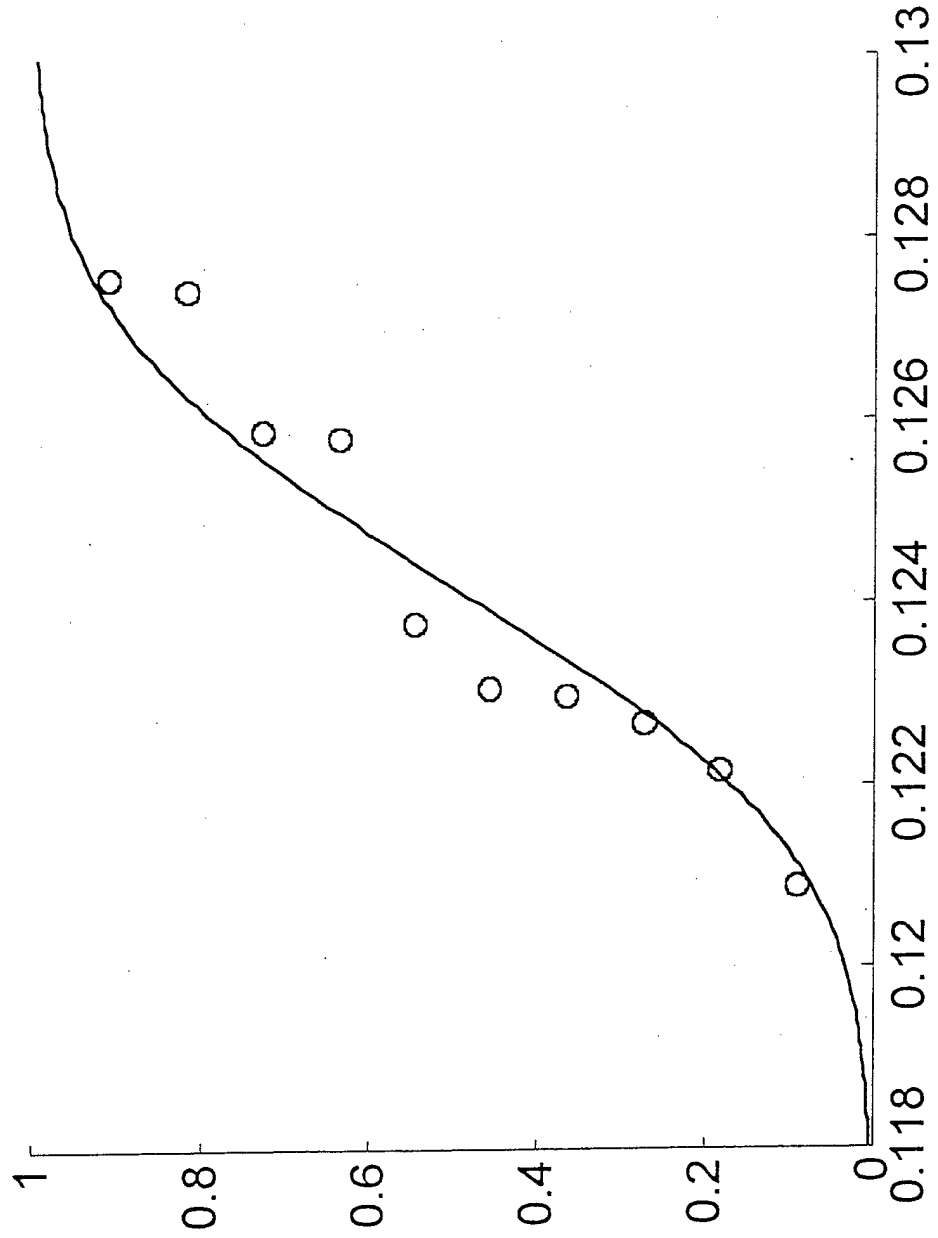



105



14May02 Liu.ppt

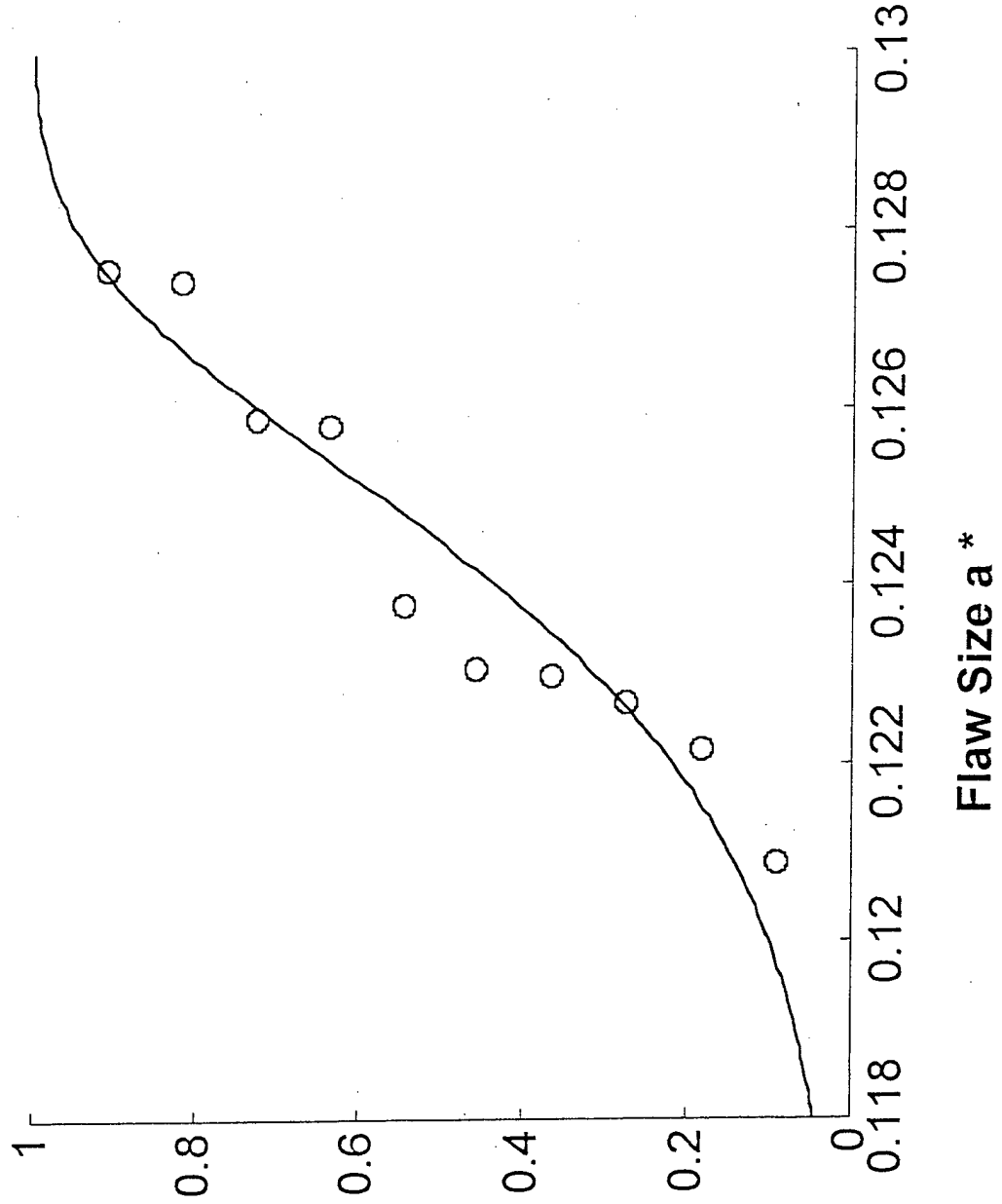

Lognormal Distribution Plot for a *

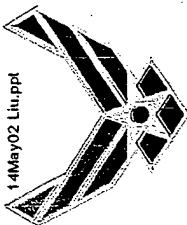




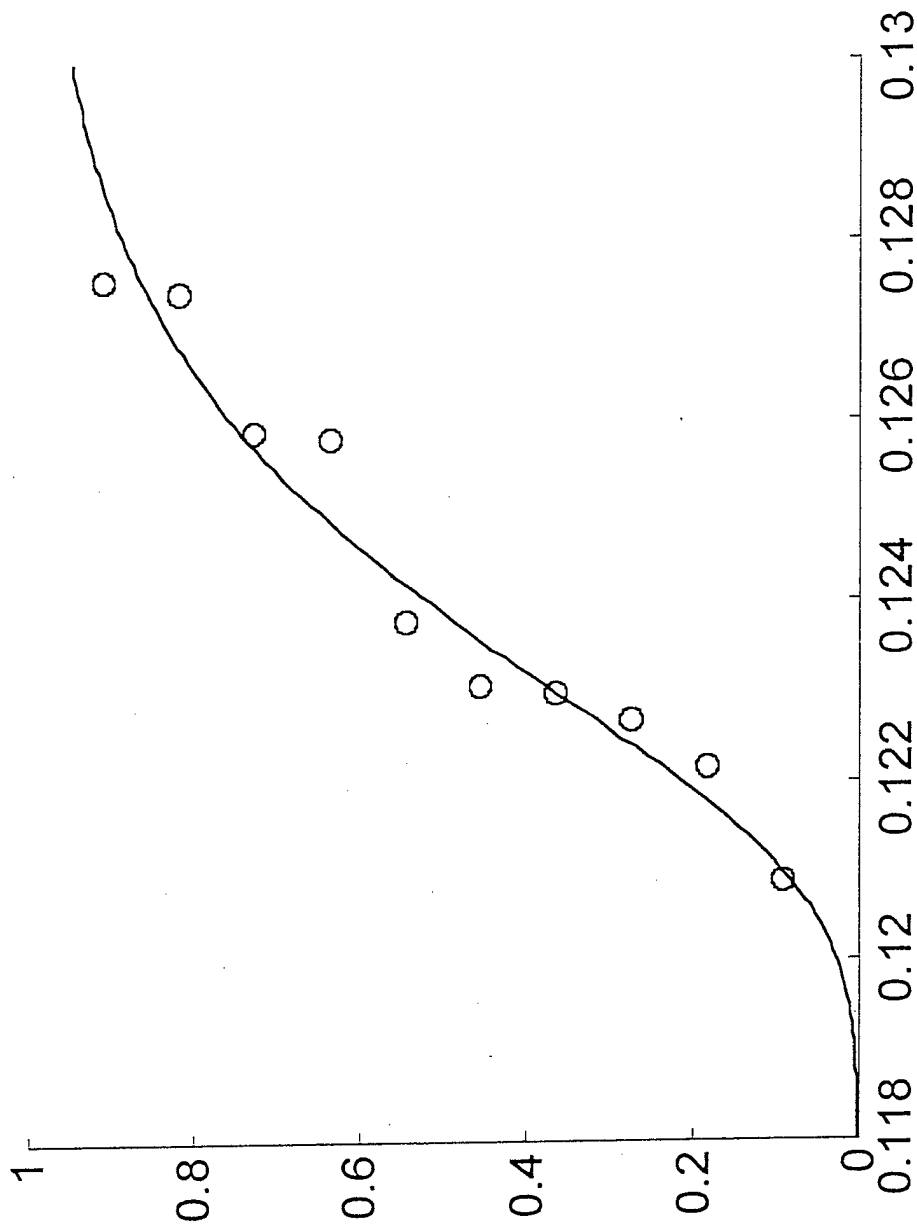

14May02 Liu.ppt

Weibull Distribution Plot for a *






Second Asymptotic Distribution of Maximum Value Plot for a^*




Crack Size a^*




14May02 Liu.ppt

Distribution Parameters for Normal, Two-Parameter Lognormal, Two-Parameter Weibull, and Second Asymptotic Distribution of Maximum Value (Ambient Pressure)



	a_c	a^*	a_0
μ	0.15750	0.14735	0.14597
σ	0.00290	0.00296	0.00290
μ^*	-1.84847	-1.91517	-1.92456
σ^*	0.01842	0.02008	0.01989
α	53.6601	49.5994	50.0668
β	0.1590	0.1488	0.1474
κ	51.3708	47.7906	48.4144
ν	0.1559	0.1458	0.1444




14May02 Liu.ppt

Distribution Parameters for Normal, Two-Parameter Lognormal, Two-Parameter Weibull, and Second Asymptotic Distribution of Maximum Value (1000 psi Pressure)



	a_c	a^*	a_0
μ	0.13875	0.12423	0.12315
σ	0.00216	0.00231	0.00231
μ^*	-1.97517	-2.08578	-2.09451
σ^*	0.01553	0.01856	0.01878
α	60.3527	51.4485	50.8397
β	0.1399	0.1254	0.1243
κ	63.2361	52.4640	51.8168
ν	0.1377	0.1230	0.1220

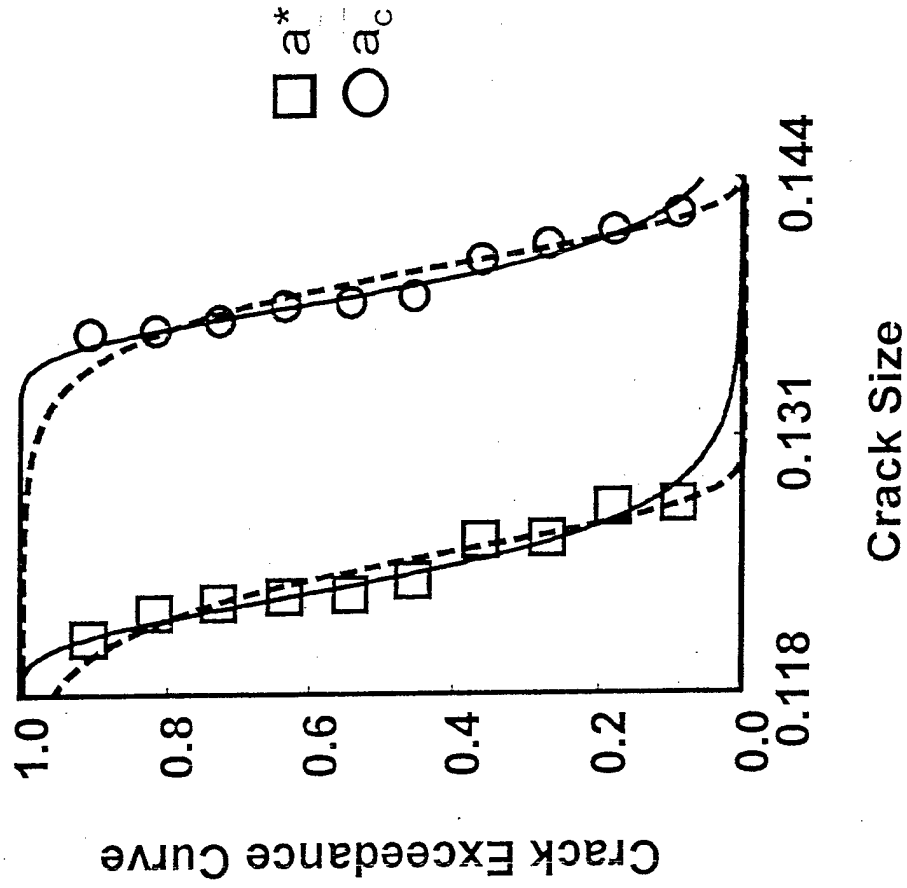



14May02 Liu.ppt

Crack Exceedance Curves for Equivalent Initial Crack Size and Critical Crack Size (Strain Rate 18.18 min⁻¹; 1000 psi Pressure);




Solid Curves for Second Asymptotic Distribution of Maximum Value and Dashed Curves for Weibull Distribution

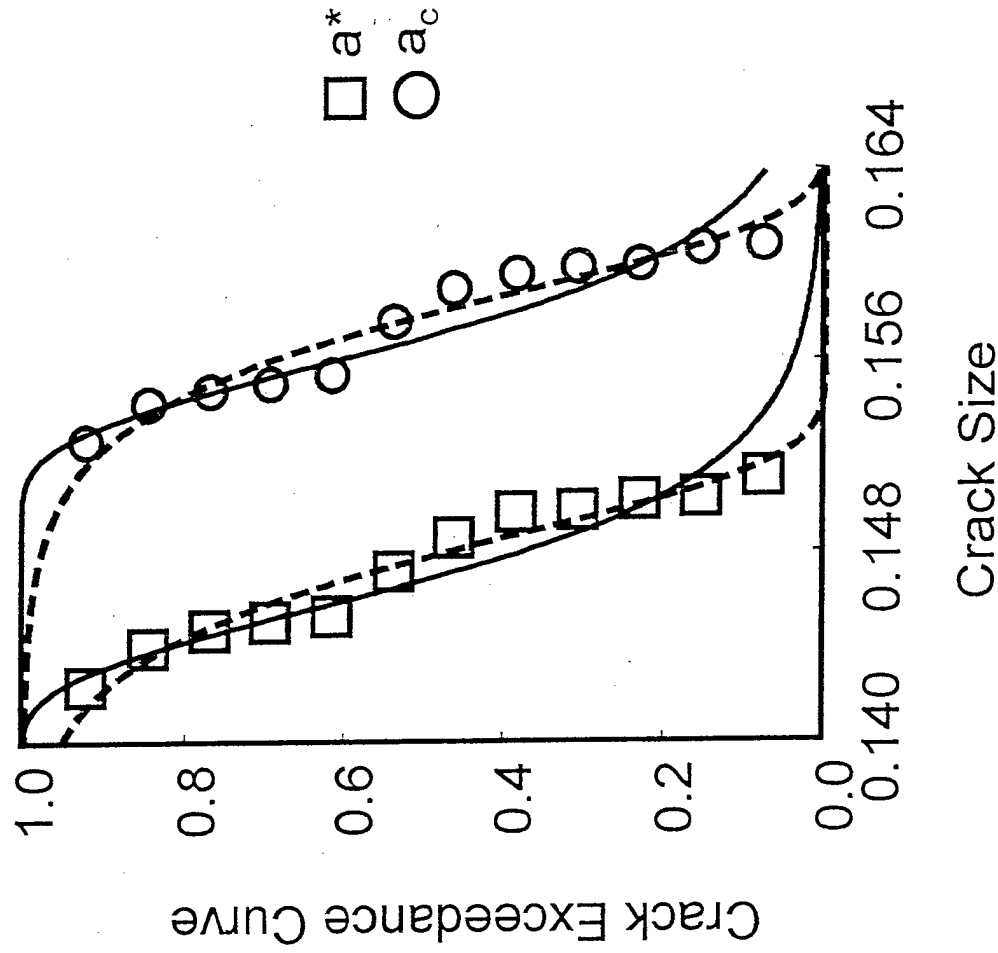





Crack Exceedance Curves for Equivalent Initial Crack Size and Critical Crack Size (Strain Rate 18.182 min⁻¹; Ambient Pressure)

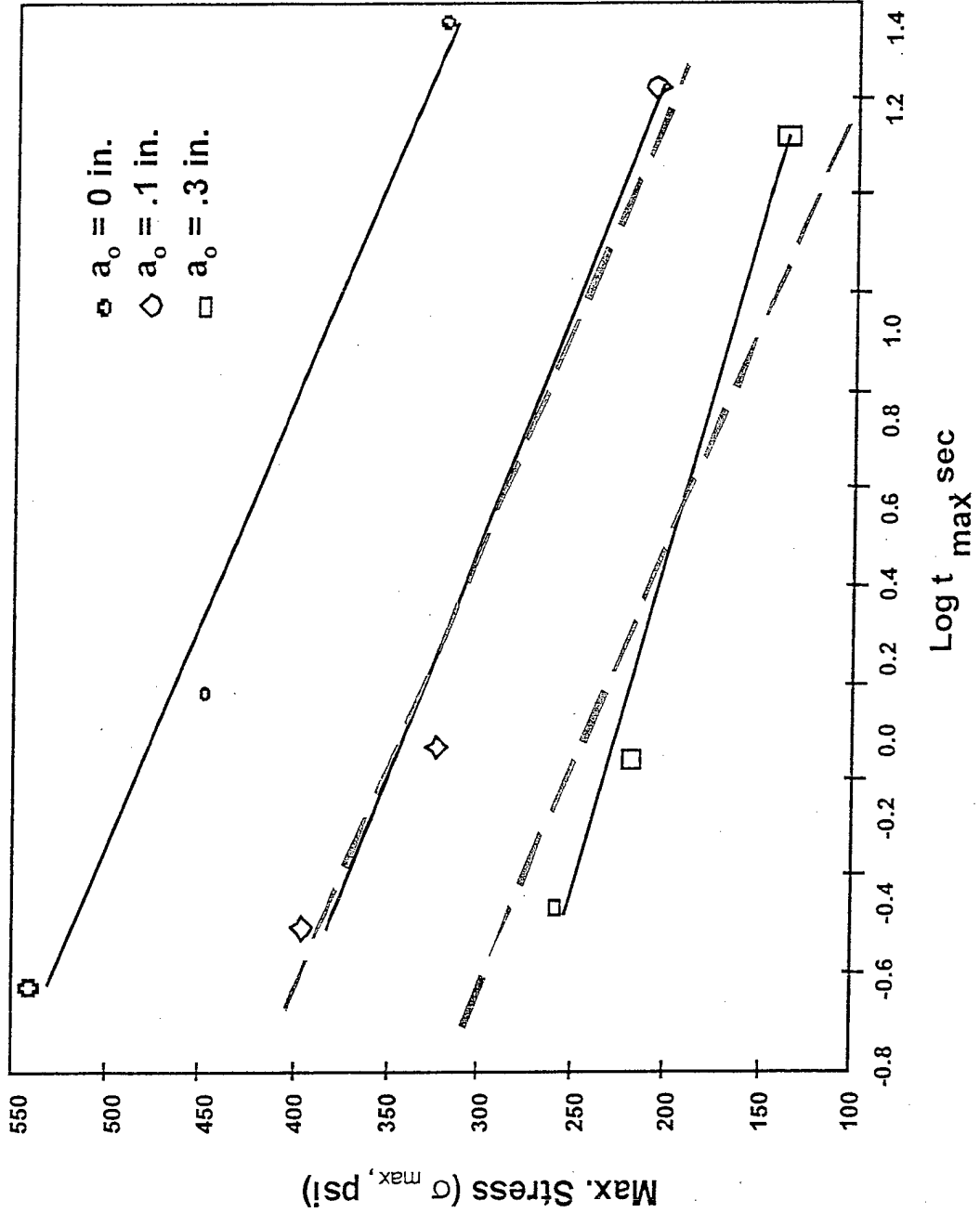



Solid Curves for Second Asymptotic Distribution of Maximum Value and Dashed Curves for Weibull Distribution





Maximum Stress Versus Maximum Time





Conclusions



1. For the material investigated, confined pressure has no significant effect on the equivalent initial crack size.
2. The predicted equivalent initial crack size compares well with experimental value.
3. The predicted equivalent initial crack size follows the second asymptotic distribution of maximum value.