

# REPORT DOCUMENTATION PAGE

Form Approved  
OMB NO. 0704-0188

Public Reporting burden for this collection of information is estimated to average 1 hour per response, including the time for reviewing instructions, searching existing data sources, gathering and maintaining the data needed, and completing and reviewing the collection of information. Send comment regarding this burden estimate or any other aspect of this collection of information, including suggestions for reducing this burden, to Washington Headquarters Services, Directorate for Information Operations and Reports, 1215 Jefferson Davis Highway, Suite 1204, Arlington, VA 22202-4302, and to the Office of Management and Budget, Paperwork Reduction Project (0704-0188), Washington, DC 20503.

1. AGENCY USE ONLY (Leave Blank)		2. REPORT DATE 30 January 2002	3. REPORT TYPE AND DATES COVERED Final; 15 March 2001 - 14 March 2002	
4. TITLE AND SUBTITLE Reactive Coatings Literature Review			5. FUNDING NUMBERS DAAD-19-01-0038 C	
6. AUTHOR(S) Dr. William L. Bell, Ms. Trudy A. Scholten, Dr. Bryan M. Smith				
7. PERFORMING ORGANIZATION NAME(S) AND ADDRESS(ES) TDA Research, Inc. 12345 W. 52 <sup>nd</sup> Ave. Wheat Ridge, CO 80033-1917			8. PERFORMING ORGANIZATION REPORT NUMBER TDA-1116-F	
9. SPONSORING / MONITORING AGENCY NAME(S) AND ADDRESS(ES)  U. S. Army Research Office P.O. Box 12211 Research Triangle Park, NC 27709-2211			10. SPONSORING / MONITORING AGENCY REPORT NUMBER  42409.1-CH	
11. SUPPLEMENTARY NOTES The views, opinions and/or findings contained in this report are those of the author(s) and should not be construed as an official Department of the Army position, policy or decision, unless so designated by other documentation.				
12a. DISTRIBUTION / AVAILABILITY STATEMENT  Approved for public release; distribution unlimited.			12b. DISTRIBUTION CODE	
13. ABSTRACT (Maximum 200 words)  This document is a review of reactive coatings to protect military personnel from chemical and biological warfare agents. We define a reactive coating as a surface coating that neutralizes chemical or biological threats by a chemical reaction. The potential advantage of reactive coatings has led to development of systems using a wide range of approaches. Although none of these are yet commercial, some are fairly well advanced. The developmental systems surveyed reported activity against one or more threats, but none reported performance against a full range of chemical and biological threats. We identified three fundamental types of applicable chemistry: stoichiometric reactants, rechargeable stoichiometric systems, and catalytic systems. We estimated the capacity of stoichiometric systems, and found that they could be effective against vapor threats or light to moderate aerosol threats. Catalytic systems, assuming rapid kinetics and high turnover numbers, would be suitable even for heavy challenges with CW agent aerosols. We believe that reactive coatings research and development would benefit if technology developers had a generally accepted list of threat scenarios. We also recommend that a series of protocols be established for evaluation of developmental reactive coatings technologies.				
14. SUBJECT TERMS Reactive coating, Chemical defense, Biological defense, Catalyst			15. NUMBER OF PAGES 36	
			16. PRICE CODE	
17. SECURITY CLASSIFICATION OR REPORT UNCLASSIFIED	18. SECURITY CLASSIFICATION ON THIS PAGE UNCLASSIFIED	19. SECURITY CLASSIFICATION OF ABSTRACT UNCLASSIFIED	20. LIMITATION OF ABSTRACT  UL	

20030605 178

Best Available Copy

# Reactive Coatings Literature Review

## Final Progress Report

**Contractor:** TDA Research, Inc.  
12345 W. 52nd Avenue  
Wheat Ridge, CO 80033  
(303) 422-7819

**Principal Investigator:** Dr. William L. Bell (303-940-2355; wbell@tda.com)

**Sponsor:** U.S. Army Research Office

**Contract:** DAAD-19-01-0038

**Project Officer:** Dr. Douglas Kiserow  
U.S. Army Research Office  
ATTN: AMXRO-CH  
4300 So. Miami Blvd, P.O. Box 12211  
Research Triangle Park, NC 27709-2211

(1) Foreword (optional)

### Executive Summary

This document is a review of reactive coatings to protect military personnel from chemical and biological warfare (CW/BW) agents. Decontamination of surfaces exposed to chemical or biological agents presents a major challenge to U.S. forces. Present decontaminants may have problems with toxicity or corrosion; all decontamination solutions present the logistical challenge of supplying them when and where they are needed. Reactive coatings would be available at any time, enhancing protection while simplifying logistics. Ideally, a reactive coating would not add significantly to the cost or weight of the coating system and would not compromise other properties of the coating.

The purpose of this review is to identify available technologies and ongoing research in reactive coatings for military equipment. We define a reactive coating as a surface coating that neutralizes chemical or biological threats by a chemical reaction. We first considered requirements for reactive coatings. Key elements are the rate of decontamination, effectiveness against the full range of threats that U.S. forces are exposed to, ability to maintain performance under all conditions, safety and environmental friendliness, and the ability to preserve critical coating properties such as camouflage and corrosion protection. While the systems surveyed reported activity against one or more threats, none reported performance against a full range of threats, which would be necessary for a complete systems evaluation. For example, activity against agents deposited on particulate materials ("dusty" mustard or weaponized anthrax) has not been addressed. Clearly, durability in field conditions is also critical, but this aspect was seldom addressed in the systems we surveyed and would require much more extensive testing.

In performing this review TDA Research, Inc. (TDA) searched available databases, including the Defense Technical Information Center (DTIC), the Chemical and Biological Information and Analysis Center (CBIAC), and the U.S. Patent and Trademark Office. We also searched the

scientific and technical literature, including proceedings of the Scientific Conference on Chemical and Biological Defense Research. We prepared a survey requesting information on reactive coatings that was sent to individuals and organizations identified as potentially having technologies of interest. For each reactive coatings technology identified, we asked the following questions: What is the technology? What is the proposed mode of action? What threat(s) does it address? What procedures were used to evaluate it?

As background to this review we summarized the applicable chemistry, identifying three fundamental types: stoichiometric reactants, rechargeable stoichiometric systems (principally containing active halogen), and catalytic systems. We carried out calculations to estimate the capacity of stoichiometric systems, and found that stoichiometric systems could be effective against vapor threats or light to moderate aerosol threats. Catalytic systems, assuming rapid kinetics and high turnover numbers, would be suitable even for heavy challenges with CW agent aerosols. In reviewing the applicable mechanisms for detoxification we considered oxidation and hydrolysis, as applied to a range of CW agents. We concluded that a practical system will likely involve more than one detoxification mechanism in order to address the full range of threats.

We also identified some additional opportunities for reactive coatings that were not addressed in any of the systems now reported to be in development. Catalytic reactive coatings systems are under development, and enzymatic catalysis has previously been applied to chemical defense, but we found no systems using enzymes in coatings. This represents an area for future R&D. With an enzymatic or any other catalytic process there is the potential for complete inhibition to decrease the rate of the catalyzed reaction. We cited research relevant to this area and recommend that it be carefully considered in future work.

TDA also considered the optimal diffusivity of threat agents in a reactive coating. If the reactant is evenly distributed throughout the coating, then the agent must diffuse relatively rapidly in order to use all of the available capacity. However, standard practice in chemical agent resistant coatings (CARCs) is to decrease the agent diffusivity in order to minimize re-emission. Low diffusivity of the agent in the coating implies that only the reactive component on the surface will be effective. In considering means to control diffusivity of small molecules in coatings we reviewed recent work on reactive barriers in coatings. This could be a useful approach to reactive coatings. Our study also pointed out that a systematic assessment of the diffusion rate of threat agents in coatings would be useful to the development of reactive coatings in general and catalytic reactive coatings in particular.

TDA identified a range of reactive coating technologies under development, but none that was commercially available. Most of the technologies surveyed appeared to be at an early stage of development. We considered the projected cost of the systems, but found insufficient data to make any conclusions on cost. In general we found little consistency in the way that the systems had been evaluated. We classified the systems reviewed as primarily focused on either chemical or biological defense, although there is clearly some overlap. Both stoichiometric and catalytic CW protective systems were identified, with the stoichiometric systems being closer to commercialization. Surprisingly little effort has been directed at systems for catalytic detoxification of VX, and this appears to be an area requiring further focused research.

Several coatings with antimicrobial properties were identified. We found no generally accepted test methods or standards for performance of antimicrobial protective coatings. For example, we asked whether coatings were effective against bacterial spores but found little indication that these tests had been performed. We also asked about measures of lethality (e.g., 6-log kill) but again found no consistency. One approach to antimicrobial coatings was systems that slowly

release halogen, which could potentially also afford some defense against CW agents. We classify these systems as stoichiometric coatings since there is an irreversible reaction. One technology, by Triosyn, is fairly well advanced toward commercial application. Another technology, licensed to Halosource, can be recharged by surface application of a reactant such as bleach. We classified this as a regenerable stoichiometric system. Other antimicrobial coatings used fixed groups such as quaternary ammonium ions. While these systems might offer a longer service life than those that release halogen, we found no conclusive tests of durability in service. Antimicrobial systems could be deactivated by formation of a dust, oil or protein fouling layer on the surface, but this issue has not been addressed.

In summary, we find that the potential advantage of reactive coatings has led to development of systems using a wide range of approaches. Although none of these are yet commercial, some are fairly well advanced. Spurred by recent threats to the U.S. military and the civilian population, several active research projects are making significant progress. To support this research we make the following recommendations:

Reactive coatings research and development would benefit if technology developers had a generally accepted list of threat scenarios. A task force under Government direction could compile a list of scenarios that should be considered, which would facilitate broader understanding and comparison of competing technologies.

Similarly, research into chemical defense has long suffered from use of a wide range of simulants and test methods. At least for the limited area of reactive coatings, it should be possible to establish a systematic series of protocols to facilitate evaluation of developmental technologies. For example, the R&D process could begin with experiments using threat agent analogs selected to screen for activity in specific area. The most effective materials could then be tested against other analogs or under more realistic conditions. The development process should move as rapidly as feasible to tests with live agents. Durability or longevity under field conditions has generally not been addressed. To assure that research efforts are properly directed, performance under field conditions should also be considered as early as is feasible.

Diffusion of chemical agents in coatings is well known but has not been quantified or modeled. For catalytic chemical protective coatings the solubility and diffusion of (for example) O<sub>2</sub> and H<sub>2</sub>O in the matrix may also be critical. Additional data on the diffusivity of agents in coatings, and means to lower that diffusivity if needed, would contribute to the development of new reactive coatings.

(2) Table of Contents (if report is more than 10 pages)

### Table of Contents

1. Introduction	1
2. Requirements of Reactive Coatings	3
3. Methodology	4
4. Mode of Action of Reactive Coatings	5
4.1. Stoichiometric vs. Catalytic Neutralization of Chemical Warfare Agents	5
4.2. Detoxification Mechanisms of Chemical Warfare Agents	6
5. Additional Opportunities and Testing Requirements	9
5.1. Enzymatic Catalysis	9
5.2. Competitive Inhibition in Catalytic Detoxification	10

5.3. Diffusion and Reactive Barriers in Coatings	11
6. Reactive Coatings Reported	12
6.1. Systems Developed Primarily for CW Agent Defense	12
6.2. Systems Developed Primarily for BW Agent Defense	13
7. Summary and Recommendations	16
References	17
8. Appendix A: Results of Survey on Reactive Coatings for Chemical Protection	

### List of Figures

Figure 1. Common reactions of sulfur mustard. The amine in the first reaction may be primary, secondary, or tertiary.	7
Figure 2. Hydrolysis of sarin, agent GB	7
Figure 3. Reaction of VX with base (hydroxide ion) produces several products, one of which (EA-2192, about 15% of total products) is almost as toxic as VX itself. Reaction of VX with the hydroperoxide ion $\text{HO}_2^-$ yields a non-toxic product after cleavage of the P-S bond. The initially formed disulfide (RSSR) is oxidized further to the corresponding sulfonic acid salt.	8
Figure 4. Basic hydrolysis of BNPP	10
Figure 5. Structure of sarin.	10

(3) List of Appendixes, Illustrations and Tables (if applicable)  
no tables; appendixes and illustrations listed above. See above

(4) Statement of the problem studied  
This document is a review of reactive coatings to protect military personnel from chemical and biological warfare (CW/BW) agents.

(5) Summary of the most important results  
See the Executive Summary above

(6) Listing of all publications and technical reports supported under this grant or contract. Provide the list with the following breakout, and in standard format showing authors, title, journal, issue, and date.

(a) Papers published in peer-reviewed journals  
None

(b) Papers published in non-peer-reviewed journals or in conference proceedings  
None

(c) Papers presented at meetings, but not published in conference proceedings  
None

(d) Manuscripts submitted, but not published  
None

(e) Technical reports submitted to ARO

The only publication was the final report submitted to the Army: William L. Bell, Trudy A. Scholten and Bryan M. Smith, "Reactive Coatings Literature Review." Submitted January 2002

(7) List of all participating scientific personnel showing any advanced degrees earned by them while employed on the project

William L. Bell, Trudy A. Scholten and Bryan M. Smith; no advanced degrees earned while employed on the project.

(8) Report of Inventions (by title only)

None.

(9) Bibliography

## References

- Andreoupoulos, F.M., M.J. Roberts, M.D. Bentley, J.M. Harris, E.J. Beckman and A.J. Russell (1999). "Photoimmobilization of organophosphorus hydrolase within a PEG-based hydrogel." *Biotechnology and Bioengineering* **65**, 579.
- Anslow, W.P., D.A. Karnofsky, B. Val Jager and H.W. Smith (1948). "the Intravenous, Subcutaneous and Cutaneous Toxicity of bis( $\beta$ -chloroethyl) sulfide (Mustard Gas) and of Various Derivatives" *Journal of Pharmacology and Experimental Therapeutics* **93**, 1-9
- Baldwin, D.S., J.K. Beattle, L.M. Coleman, D.R. Jones (2001) "Hydrolysis of an Organophosphate Ester by Manganese Dioxide." *Environ. Sci. Technol.* **35**, 713-1716.
- Brendley, W.H., M.A. Koals, R.M. Kopchik, D.M. Nene and W.J. Shuely (1987). "Investigation of Sorptive/Catalytic Polymer Particles For Self-Decontaminating Coatings." Proceedings of the Scientific Conference on Chemical Defense Research; available through DTIC, AD-D750249
- CBIAC (2001). "Development and Evaluation of CARC with Triosyn® Additive." May newsletter.
- Chen, C.Z., N.C. Beck-Tan, and S.L. Cooper (1999) "Incorporation of dimethyldodecylammonium chloride functionalities onto poly(propylene imine) dendrimers significantly enhances their antibacterial properties," *Chem. Commun.* 1585-1586.
- Chen, C.Z., N.C. Beck-Tan, P. Dhurjati, T.K. van Dyk, R.A. LaRossa and S.L. Cooper (2000). "Quaternary Ammonium Functionalized Poly(propylene imine) Dendrimers as Effective Antimicrobials: Structure-Activity Studies," *Biomacromolecules* **1**, 473-480.
- Cheng, T.C., J.J. DeFrank and V.P. Rastogi (1999). "Alteromonas prolidase for organophosphorus G-agent decontamination." *Chemico-Biochemical Interactions* **120**, 455.
- Compton, J.A.F. (1988), *Military Chemical and Biological Agents: Chemical and Toxicological Properties*, Telford Press, Caldwell, NJ.
- Cussler, E.L., and C. Yang (2000). "Reactive Barrier Films." *TAPPI Journal*, September.
- Day, S.E. (1996). "DS2: Development, Improvement and Replacements." ERDEC-TR-263, Aberdeen Proving Ground, MD, Edgewood Research, Development and Engineering Center.
- Deal, K.A., G. Park, J. Shao, N.D. Chasteen, M.W. Brechbiel, R.P. Planalp (2001) "Copper(II) Complexes of Novel N-Alkylated Derivatives of cis,cis-1,3,5-Triaminocyclohexane. 2. Metal-Promoted Phosphate Diester Hydrolysis" *Inorg. Chem.* **40**, 4176-4182.
- Deal, K.A., J.N. Burstyn (1996) "Mechanistic Studies of Dichloro(1,4,7-triazacyclononane)-copper(II)-Catalyzed Phosphate Diester Hydrolysis" *Inorg. Chem.*, **35**, 2792-2798.

- Di Sioudi, B.D., C.E. Miller and J.R. Wild (1999). "Rational design of organophosphorus hydrolase for altered substrate specificities." *Chemico-Biological Interactions* **119/120**, 211.
- Di Sioudi, B.D., J.K. Grimsley and J.R. Wild (1999). "Modification of Near Active Site Residues in Organophosphorus Hydrolase Reduces Metal Stoichiometry and Alters Substrate Specificity." *Biochemistry* **38**, 2866.
- Duncan, J.L., J.A. Escarsega, D.M. Crawford, A. Eng, M. Patel, F. Pilgrim, C. Cundiff, R. Leverette (1998). "Low Volatile Organic Compound (VOC) Chemical Agent Resistant Coating (CARC)." Annual Technical Report, available from DTIC, ref. ADA-371012.
- Eknoian, M.W., J.H. Putman and S.D. Worley (1998). "Monomeric and Polymeric N-Halamine Disinfectants." *Ind. Eng. Chem. Res.* **37**, 2873.
- Escarsega, J.A., and J.L. Duncan (1996). "Water-Reducible Chemical-Agent-Resistant Coatings," ARL-TR-1089.
- Escarsega, J.A., D.M. Crawford, J.L. Duncan and K.G. Chesonis (1997). "Water-Reducible PUR Coatings for Military Applications," *Modern Paint and Coatings*, July, 21-29.
- Escarsega, J.A., and K.G. Chesonis (1997). "Water dispersible low-reflectance chemical resistance coating composition" U.S. patent 5,691,410, November 25.
- Gajda, T., Y. Düpre, I. Török, J. Harmer, A. Schweiger, J. Sander, D. Kuppert, K. Hegetschweiler (2001) "Highly Efficient Phosphodiester Hydrolysis Promoted by a Dinuclear Copper(II) Complex" *Inorg. Chem.*, **40**, 4918-4927.
- Gall, R. D.; Faraj, M.; Hill, C. L. (1994). "Role of Water in Polyoxometalate-Catalyzed Oxidations in Nonaqueous Media. Scope, Kinetics, and Mechanism of Oxidation of Thioether Mustard (HD) Analogs by tert-Butyl Hydroperoxide Catalyzed by  $H_5PV_2Mo_{10}O_{40}$ ." *Inorg. Chem.* **33**, 5015-21.
- Gill, I., and A. Ballesteros (2000a). "Degradation of organophosphorus nerve agents by enzyme-polymer nanocomposites: Efficient biocatalytic materials for [personal protection and and large-scale detoxification." *Biotechnology and Bioengineering* **70**, 400.
- Gill, I., and A. Ballesteros (2000b). "Bioencapsulation within synthetic polymers (Part 2): non-sol-gel protein-polymer biocomposites." *Trends in Biotechnology* **18**, 469.
- Gill, I (2001). "Bio-doped nanocomposite polymers: sol-gel bioencapsulates." *Chem. of Materials* **13**, 3404.
- Gusev A.A. and H.R. Lusti (2001), "Rational Design of nanocomposites for barrier applications," *Advanced Materials* **13**, 1641.
- Harvey, S.P., W.T. Beaudry, P.C. Bossle, J.E. Kolakowski, L.R. Procell, D.K. rohrbaugh, D.C. Sorrick, A.N. Stroup, L.L. Szafraniec, Y.C. Yang and G.W. Wagner (1997) "Caustic Hydrolysis of Sulfur Mustard." ERDEC-TR-385. Aberdeen Proving Ground, MD, Edgewood Research, Development and Engineering Center.
- Hill, C. L.; Gall, R. D. (1996). "The First Combinatorially Prepared and Evaluated Inorganic Catalysts. Polyoxometalates for the Aerobic Oxidation of the Mustard Analog Tetrahydrothiophene (THT)." *J. Mol. Catal. A: Chem.*, **114**, 103-111.
- Hill, C.L., ed., (1998). "Polyoxometalates," *Chemical Reviews* **98**, 1-390.
- Institute for Defense Analyses (1999). Informal briefing to principal investigators and the National Research Council staff, April 6. Cited in Martell 1999.
- Kolakowski J.E., J.J. DeFrank, S.P. Harvey, L.L. Szafraniec, W.T. Beaudry, K.H. Lai and J.R. Wild (1997). "Enzymatic hydrolysis of the chemical warfare agent VX and its neurotoxic analogues by organophosphorus hydrolase." *Biocatalysis and Biotransformation* **15**, 297.
- Lawson, W.E., and E.E. Reid (1925). "Reactions of  $\beta$ ,  $\beta'$ -Dichloro-ethyl Sulfide with Amino Compounds." *J. Amer. Chem. Soc.* **47**, 2821-2836.
- Lejeune, K.E., and A.J. Russell (1996). "Covalent binding of a nerve agent hydrolyzing enzyme within polyurethane foam." *Biotechnology and Bioengineering* **51**, 450.

- Lejeune, K.E., A.J. Mesiano, S.B. Bower, J.K. Grimsley, J.R. Wild and A.J. Russell (1997). "Dramatically stabilized phosphotriesterase for nerve agent degradation." *Biotechnology and Bioengineering* **54**, 105.
- LeJeune, K. (2001), personal communication to B. Smith.
- Margolin, A.L., and M.A. Navia (2001). "Protein crystals as novel catalytic materials." *Angew. Chemie Int'l Ed.* **40**, 2205.
- Marshall, E.K., and J.W. Williams (1921). "The Toxicity and Skin Irritant Effect of Certain Derivatives of Dichloroethyl Sulfide." *Journal of Pharmacology and Experimental Therapeutics* **16**, 259.
- Mikolaczyk, M. (1989). *Scientific Advances in Alternative Demilitarization Technologies*. Boston: Kluwer Academic Publishers.
- Morrow, J.R., W.C. Trogler (1988) "Hydrolysis of Phosphate Diesters with Copper(II) Catalysts" *Inorg. Chem.*, **27**, 3387-3394.
- Ott, R., R. Krämer (1998) "Rapid Phosphodiester Hydrolysis by Zirconium(IV)" *Angew. Chem. Int. Ed.* **37**, 1957-1960.
- Rhule, J.T., W.A. Neiwert, K.I. Hardcastle, B.T. Do and C.L. Hill (2001). "Ag<sub>5</sub>PV<sub>2</sub>Mo<sub>10</sub>O<sub>40</sub>, a Heterogeneous Catalyst for Air-Based Selective Oxidation at Ambient Temperature." *J. Amer. Chem. Soc.* **123**, 12101.
- Richins, R.D., A. Mulchandani and W. Chen (2000). "Expression, immobilization and enzymatic characterization of cellulose-binding domain-organophosphorus hydrolase fusion enzymes." *Biotechnology and Bioengineering* **69**, 591.
- Ritter, S.K. (2001). "Ousting Anthrax." *C&E News*, Nov. 26, 24.
- STANAG (2001). "Specification for Paints and Paint Systems Resistant to Chemical Agents and Decontaminants for the Protection of Land Military Equipment." NATO, Military Agency for Standardization (MAS), Standardization Agreement (STANAG), AC301/WG Draft dated 03/05/01.
- Steele, J.W. (2001). "Room Temperature Cure Antimicrobial Coating." U.S. patent 6,170,564.
- Stevens, L., J.A. Lanning, L.G. Anderson, W.A. Jacoby and N. Chomet (1998). "Photocatalytic Oxidation of Organic Pollutants Associated with Indoor Air Quality," presentation 98-MP9B.06 at the Air & Waste Management Association Annual Meeting, San Diego, CA, June 14-18.
- Stone, K.R., and D.A. Tolle (1998). "Life Cycle Assessment of Chemical Agent Resistant Coatings." *International Journal of Life Cycle Assessment* **3**, p. 3-11.
- Tiller, J.C. C.-J. Liao, K. Lewis and A. M. Klibanov (2001). Designing surfaces that kill bacteria on contact." *Proc. Nat. Acad. Sci.* **98**, 5981.
- Wagner, G.W., and P.W. Bartram (1999). "Reactions of VX, HD, and Their Simulants with NaY and AgY Zeolites. Desulfurization of VX on AgY." *Langmuir* **15**, 8113-8118.
- Wartell, M.A., M.T. Kleinman, B.M. Huey and L.M. Duffy, Editors; Division of Military Science and Technology, National Research Council (1999). *Strategies to Protect the Health of Deployed U.S. Forces: Force Protection and Decontamination*. Washington, DC: National Academy Press
- Worley, S.D., G. Sun, W. Sun, T-Y. Chen (1996). "Polymeric Cyclic N-Halamine Biocidal Compounds." U.S. patent 5,490,983.
- Worley, S.D., G. Sun, W. Sun, T-Y. Chen (1997). "Monomeric and Polymeric Cyclic Amine and Halamine Compounds." U.S. patent 5,670,646.
- Worley, S.D., G. Sun, W. Sun, T-Y. Chen (1998). "Substituted Heterocyclic Amine Monomers." U.S. patent 5,808,089.
- Worley, S.D., G. Sun, W. Sun, T-Y. Chen (1999). "Monomeric and Polymeric Cyclic Amine and N-Halamine Compounds." U.S. patent 5,889,130.
- Worley, S.D., G. Sun, W. Sun, T-Y. Chen (2001). "Monomeric and Polymeric Cyclic Amine and N-Halamine Compounds." U.S. patent 6,294,185.

- Worley, S.D., M.W. Eknoian and Y. Li (2000). "Surface Active N-Halamine Compounds." U.S. patent 6,162, 452.
- Worley, S.D., M.W. Eknoian, Y. Li (1999). "Surface Active N-Halamine Compounds." U.S. patent 5,902,818.
- Yang, Y.-C. (1992). "Decontamination of Chemical Warfare Agents," *Chem. Rev.* **92**, 1729-1743.
- Yamazaki, T., E. Yilmaz, K. Mosbach and K Sode (2001). "Towards the use of molecularly imprinted polymers containing imidazoles and bivalent metal complexes for the detection and degradation of organophosphotriester pesticides." *Analytica Chimica Acta* **435** 209.
- Yang, C, E.E. Nuxoll and E.L. Cussler (2001). "Reactive Barrier Films." *AIChE Journal* **47**, 295.
- Yang, Y.-C. (1992). "Decontamination of Chemical Warfare Agents," *Chem. Rev.* **92**, 1729-1743.
- Yang, Y.-C. (1995). "Chemical reactions for neutralizing chemical warfare agents." *Chemical Industry* **9**, 334-337.
- Yang, Y.-C. (1999). "Chemical Detoxification of Nerve Agent VX," *Acc. Chem. Res.* **32**, 109-115.
- Yang, Y.-C., F.J. Berg, L.L. Szafraniec, W.T. Beaudry, C.A. Bunton and A. Kumar (1997). "Peroxyhydrolysis of nerve agent VX and model compounds and related nucleophilic reactions." *J. Chem. Soc., Perkin Trans 2*, 607-613
- Zeng, H., C.L. Hill and G.R. Newkome (1997). "Catalytically Decontaminating Dendrimers. Poly-tris-arborols Covalently Functionalized with Redox-Active Polyoxometalates." Proceedings of the Scientific Conference on Chemical and Biological Defense Research, Aberdeen Proving Ground, MD, November.

#### (10) Appendixes

The Appendix contains the results of survey on reactive coatings for chemical protection carried out by TDA.

42409.CH

## Reactive Coatings Literature Review

William L. Bell, Trudy A. Scholten and Bryan M. Smith  
TDA Research, Inc.

December 2001

Prepared for the U.S. Army Research Office  
Contract DAAD-19-01-0038

- C -

## Reactive Coatings Literature Review

**Contractor:** TDA Research, Inc.  
12345 W. 52nd Avenue  
Wheat Ridge, CO 80033  
(303) 422-7819

**Principal Investigator:** Dr. William L. Bell (303-940-2355; wbell@tda.com)

**Sponsor:** U.S. Army Research Office

**Contract:** DAAD-19-01-0038

**Project Officer:** Dr. Douglas Kiserow  
U.S. Army Research Office  
ATTN: AMXRO-CH  
4300 So. Miami Blvd, P.O. Box 12211  
Research Triangle Park, NC 27709-2211

## Executive Summary

This document is a review of reactive coatings to protect military personnel from chemical and biological warfare (CW/BW) agents. Decontamination of surfaces exposed to chemical or biological agents presents a major challenge to U.S. forces. Present decontaminants may have problems with toxicity or corrosion; all decontamination solutions present the logistical challenge of supplying them when and where they are needed. Reactive coatings would be available at any time, enhancing protection while simplifying logistics. Ideally, a reactive coating would not add significantly to the cost or weight of the coating system and would not compromise other properties of the coating.

The purpose of this review is to identify available technologies and ongoing research in reactive coatings for military equipment. We define a reactive coating as a surface coating that neutralizes chemical or biological threats by a chemical reaction. We first considered requirements for reactive coatings. Key elements are the rate of decontamination, effectiveness against the full range of threats that U.S. forces are exposed to, ability to maintain performance under all conditions, safety and environmental friendliness, and the ability to preserve critical coating properties such as camouflage and corrosion protection. While the systems surveyed reported activity against one or more threats, none reported performance against a full range of threats, which would be necessary for a complete systems evaluation. For example, activity against agents deposited on particulate materials ("dusty" mustard or weaponized anthrax) has not been addressed. Clearly, durability in field conditions is also critical, but this aspect was seldom addressed in the systems we surveyed and would require much more extensive testing.

In performing this review TDA Research, Inc. (TDA) searched available databases, including the Defense Technical Information Center (DTIC), the Chemical and Biological Information and Analysis Center (CBIAC), and the U.S. Patent and Trademark Office. We also searched the scientific and technical literature, including proceedings of the Scientific Conference on Chemical and Biological Defense Research. We prepared a survey requesting information on reactive coatings that was sent to individuals and organizations identified as potentially having technologies of interest. For each reactive coatings technology identified, we asked the following questions: What is the technology? What is the proposed mode of action? What threat(s) does it address? What procedures were used to evaluate it?

As background to this review we summarized the applicable chemistry, identifying three fundamental types: stoichiometric reactants, rechargeable stoichiometric systems (principally containing active halogen), and catalytic systems. We carried out calculations to estimate the capacity of stoichiometric systems, and found that stoichiometric systems could be effective against vapor threats or light to moderate aerosol threats. Catalytic systems, assuming rapid kinetics and high turnover numbers, would be suitable even for heavy challenges with CW agent aerosols. In reviewing the applicable mechanisms for detoxification we considered oxidation and hydrolysis, as applied to a range of CW agents. We concluded that a practical system will likely involve more than one detoxification mechanism in order to address the full range of threats.

We also identified some additional opportunities for reactive coatings that were not addressed in any of the systems now reported to be in development. Catalytic reactive coatings systems are under development, and enzymatic catalysis has previously been applied to chemical defense, but we found no systems using enzymes in coatings. This represents an area for future R&D. With an enzymatic or any other catalytic process there is the potential for complete inhibition to decrease the rate of the catalyzed reaction. We cited research relevant to this area and recommend that it be carefully considered in future work.

TDA also considered the optimal diffusivity of threat agents in a reactive coating. If the reactant is evenly distributed throughout the coating, then the agent must diffuse relatively rapidly in order to use all of the available capacity. However, standard practice in chemical agent resistant coatings (CARCs) is to decrease the agent diffusivity in order to minimize re-emission. Low diffusivity of the agent in the coating implies that only the reactive component on the surface will be effective. In considering means to control diffusivity of small molecules in coatings we reviewed recent work on reactive barriers in coatings. This could be a useful approach to reactive coatings. Our study also pointed out that a systematic assessment of the diffusion rate of threat agents in coatings would be useful to the development of reactive coatings in general and catalytic reactive coatings in particular.

TDA identified a range of reactive coating technologies under development, but none that was commercially available. Most of the technologies surveyed appeared to be at an early stage of development. We considered the projected cost of the systems, but found insufficient data to make any conclusions on cost. In general we found little consistency in the way that the systems had been evaluated. We classified the systems reviewed as primarily focused on either chemical or biological defense, although there is clearly some overlap. Both stoichiometric and catalytic CW protective systems were identified, with the stoichiometric systems being closer to commercialization. Surprisingly little effort has been directed at systems for catalytic detoxification of VX, and this appears to be an area requiring further focused research.

Several coatings with antimicrobial properties were identified. We found no generally accepted test methods or standards for performance of antimicrobial protective coatings. For example, we asked whether coatings were effective against bacterial spores but found little indication that these tests had been performed. We also asked about measures of lethality (e.g., 6-log kill) but again found no consistency. One approach to antimicrobial coatings was systems that slowly release halogen, which could potentially also afford some defense against CW agents. We classify these systems as stoichiometric coatings since there is an irreversible reaction. One technology, by Triosyn, is fairly well advanced toward commercial application. Another technology, licensed to Halosource, can be recharged by surface application of a reactant such as bleach. We classified this as a regenerable stoichiometric system. Other antimicrobial coatings used fixed groups such as quaternary ammonium ions. While these systems might offer a longer service life than those that release halogen, we found no conclusive tests of durability in service. Antimicrobial systems could be deactivated by formation of a dust, oil or protein fouling layer on the surface, but this issue has not been addressed.

In summary, we find that the potential advantage of reactive coatings has led to development of systems using a wide range of approaches. Although none of these are yet commercial, some are fairly well advanced. Spurred by recent threats to the U.S. military and the civilian population, several active research projects are making significant progress. To support this research we make the following recommendations:

Reactive coatings research and development would benefit if technology developers had a generally accepted list of threat scenarios. A task force under Government direction could compile a list of scenarios that should be considered, which would facilitate broader understanding and comparison of competing technologies.

Similarly, research into chemical defense has long suffered from use of a wide range of simulants and test methods. At least for the limited area of reactive coatings, it should be possible to establish a systematic series of protocols to facilitate evaluation of developmental

technologies. For example, the R&D process could begin with experiments using threat agent analogs selected to screen for activity in specific area. The most effective materials could then be tested against other analogs or under more realistic conditions. The development process should move as rapidly as feasible to tests with live agents. Durability or longevity under field conditions has generally not been addressed. To assure that research efforts are properly directed, performance under field conditions should also be considered as early as is feasible.

Diffusion of chemical agents in coatings is well known but has not been quantified or modeled. For catalytic chemical protective coatings the solubility and diffusion of (for example)  $O_2$  and  $H_2O$  in the matrix may also be critical. Additional data on the diffusivity of agents in coatings, and means to lower that diffusivity if needed, would contribute to the development of new reactive coatings.

## Table of Contents

1. Introduction.....	1
2. Requirements of Reactive Coatings.....	3
3. Methodology.....	4
4. Mode of Action of Reactive Coatings.....	5
4.1. Stoichiometric vs. Catalytic Neutralization of Chemical Warfare Agents.....	5
4.2. Detoxification Mechanisms of Chemical Warfare Agents.....	6
5. Additional Opportunities and Testing Requirements.....	9
5.1. Enzymatic Catalysis.....	9
5.2. Competitive Inhibition in Catalytic Detoxification.....	10
5.3. Diffusion and Reactive Barriers in Coatings.....	11
6. Reactive Coatings Reported.....	12
6.1. Systems Developed Primarily for CW Agent Defense.....	12
6.2. Systems Developed Primarily for BW Agent Defense.....	13
7. Summary and Recommendations.....	16
References.....	17
8. Appendix A: Results of Survey on Reactive Coatings for Chemical Protection.....	1

## List of Figures

Figure 1. Common reactions of sulfur mustard. The amine in the first reaction may be primary, secondary, or tertiary.....	7
Figure 2. Hydrolysis of sarin, agent GB.....	7
Figure 3. Reaction of VX with base (hydroxide ion) produces several products, one of which (EA-2192, about 15% of total products) is almost as toxic as VX itself. Reaction of VX with the hydroperoxide ion $\text{HO}_2^-$ yields a non-toxic product after cleavage of the P-S bond. The initially formed disulfide (RSSR) is oxidized further to the corresponding sulfonic acid salt.....	8
Figure 4. Basic hydrolysis of BNPP.....	10
Figure 5. Structure of sarin.....	10

## 1. Introduction

This document is a review of reactive coatings to protect military personnel from chemical and biological warfare (CW/BW) agents. After an attack with chemical or biological weapons, exposed equipment must be decontaminated to ensure the safety of personnel and permit continued operation. Some current decontamination systems, such as DS2, are potentially toxic or corrosive. The logistical problem of providing the decon solution at any time or place it may be needed remains a problem with any formulation. Clearly a desirable part of any chemical/biological (CB) protective system would be a coating that could eliminate harmful materials without addition of other reagents.

In this review we have focused on coatings for military equipment, and have not specifically considered coatings for fabrics (fabric finishes), although we recognize that chemistry useful in coatings may also be applicable to fabrics with some modification. We have also not considered coatings applied directly to the skin, such as the active topical skin protectants now under development by the Army. In terms of the categories often used with systems for CW/BW defense, this review focuses on materials for protection and decontamination. Coatings whose only function is in the areas of detection or demilitarization have not been considered. Similarly, systems relying on physical adsorption (activated carbon, Fuller's earth) are well known and are not reviewed here. Decontaminants applied as solutions, foams, or as particles and powders, (such as the reactive sorbents prepared from alkaline earth oxides and the beads in the CW protective wipe) were not considered. We have covered coatings that are described as providing improved chemical agent resistance through a combination of sorption and chemical reaction.

We define a reactive coating as a surface coating that neutralizes chemical or biological threats by a chemical reaction. The reaction converts the CW agent to a harmless (or at least less harmful) product and/or neutralizes BW agents. We have focused on reactive coatings for passive applications, as opposed to active systems such as those requiring a pump to move air through a filter element or catalyst bed.

Reactive coatings potentially have a wide range of non-military commercial applications, both in combating harmful materials such as hazardous industrial pollutants (HIPs) and in neutralizing harmful microorganisms. We have considered the level of commercialization of specific coatings technologies identified.

This review was performed by TDA Research, Inc. (TDA). Some active projects at TDA involve CW/BW defense systems, including efforts led by some of the authors of this study. We have attempted to be fair and objective in our assessments of all technologies. TDA projects are clearly identified in the review.

In the following sections we first outline essential or desirable properties of reactive coatings in general. We then discuss the methodology used in this review and the questions asked. We then address the mode of action of reactive technologies in general: what types of reactions are usable, the mechanism of action, and related issues. Next we address several additional opportunities for improvements in reactive coatings that were identified in the course of this review, along with associated testing required to assess potential problems. We then survey existing technologies, beginning with systems focused primarily on defense against CW agents and continuing to those focused on BW agents, recognizing that there is substantial overlap.

We conclude with a summary of our findings and recommendations for actions that would enhance development of reactive coatings.

## 2. Requirements of Reactive Coatings

Practical systems must provide useful protection in a practical time frame: minutes preferred, but certainly in hours and not days. There are reports of systems that deactivate harmful chemical by a photocatalytic reaction (for example, on  $\text{TiO}_2$ ; Stevens et al. 1998), but this approach was not considered because it does not appear to be consistent with Army requirements. There would inevitably be surfaces that are not decontaminated because they are not exposed to light; a potential requirement to wait for daylight to begin decontamination is also not realistic. Further mission requirements are that the system must be applicable with existing technology, safe, environmentally friendly (no or minimal hazardous waste on application or paint stripping), durable, consistent with the low observables (camouflage) requirements for military vehicle coatings, protective against corrosion, and available at an acceptable cost.

An area related to but distinct from reactive coatings (as here defined) are the chemical agent resistant coatings (CARCs). When exposed to a chemical agent, any coating will tend to absorb some amount of the agent. Even after the exposed surface has been decontaminated, the absorbed agent may be re-emitted. This agent desorbing from the coating can be dangerous to soldiers, and even in very low concentrations can activate chemical agent detection systems. At that point the soldiers would not know whether they were detecting residue from a previous episode or were the subject of a new attack, and would be required to take precautions, with accompanying loss in effectiveness. Current Army combat vehicle coatings must meet a standard (MIL-C-46168) for re-emission of CW agents. For recent developments in CARC coatings see Escarsega and Duncan 1996, Escarsega et al. 1997, Escarsega and Chesonis 1997, Duncan et al. 1998, Stone and Tolle 1998 and STANAG 2001. CARC coatings by definition require the use of some material or method for decontamination. Reactive coatings would provide that decontamination through their inherent reactivity, and may therefore be said to be self-decontaminating. While these two systems are distinct in definition and application, clearly some of the chemical approaches useful in CARC coatings could be applied to reactive coatings, and vice versa.

An effective coating must retain activity during a reasonable period of service. All of the mechanisms proposed for neutralization of chemical or biological agents are potentially subject to loss of capacity through one or more mechanisms. Sorbents could become loaded with heavy hydrocarbons from fuel vapors; stoichiometric reactants could react with environmental materials (e.g., strong bases would react with  $\text{CO}_2$ ) or could be lost through desorption from the coating; catalysts are subject to deactivation by materials that bind to the catalytic site. Some reactive coatings could be deactivated by formation of a dust, oil or protein fouling layer on the surface, but this issue has not been addressed. Particularly in the case of antimicrobial coatings, the literature on prevention of biofouling provides many examples of surfaces designed to minimize colonization by living cells that rapidly become covered with a biological slime and thereafter provide a surface well suited to growth.

The threat agent must contact the reactive material in the coating if it is to be decontaminated. Clearly, several problems could arise in this area. Chemical agents may not come in contact with the reactive material because the coating does not match the hydrophobic or hydrophilic properties of the agent. Bacterial spores may not be deactivated because their size does not permit them to come in close contact with the reactive material in the coating. These problems are compounded when the chemical or biological agent is deposited on the surface of a particulate material, as in the case of "dusty" mustard and "weaponized" anthrax spores.

### 3. Methodology

In performing this literature survey TDA searched available databases, including the Defense Technical Information Center (DTIC), the Chemical and Biological Information and Analysis Center (CBIAC), the U.S. Patent and Trademark Office and the Internet. We also searched the scientific and technical literature, including proceedings of the Scientific Conference on Chemical and Biological Defense Research. We also identified and contacted individuals and organizations who were potential developers of or customers for reactive coatings, through past expedience in the CW/BW defense area and through the membership listing in the NBC Industry Group, an association of organizations supporting nuclear, biological and chemical defense. We prepared a survey requesting information on reactive coatings that was sent to all of the identified individuals and organizations.

For each reactive coatings technology identified, we asked the following questions:

1. What is the technology? What is the proposed mode of action?
2. What threat(s) does it address?
3. What test procedures were used to evaluate it?
4. What are the projected system costs?

In evaluating chemical defense technologies, developers have used both surrogates and live agents. While testing with live chemical agents is unarguably the most realistic challenge, it is also far and away the most expensive. A wide range of surrogates has been used: for example, chloroethyl ethyl sulfide (CEES) is widely used as a simulant for sulfur mustard (agent HD) and spores of *B. globigii* are widely used as a simulant for anthrax spores. In reviewing performance data we considered how the reported results might be used to compare competing technologies. For systems designed to protect against biological threats, we considered which organisms the system was tested against, and whether vegetative cells, spores or both were used. We also asked whether the system had been tested in the field, and whether any potential problems (e.g., safety, environmental hazards) had been identified and addressed. We asked whether any model to predict performance had been reported.

In a review of this type it would be reasonable to consider projected system costs, in order to identify technologies with apparent cost advantages. We found, however, that the technologies were not sufficiently developed for us to carry out a meaningful cost comparison.

## 4. Mode of Action of Reactive Coatings

In this section we first review types of reactions available for reactive coatings and then consider the detoxification of CW agents in general.

### 4.1. Stoichiometric vs. Catalytic Neutralization of Chemical Warfare Agents

There are three basic types of reactive coating active sites: stoichiometric, regenerable stoichiometric and catalytic. These three types may be generally described as follows, using CBA as the chemical or biological warfare agent.

Stoichiometric: CBA + reactant -----> products

Examples include amines that can react with CW agents in an irreversible reaction, as well as the iodine-generating system pioneered by Triosyn.

Regenerable stoichiometric:

Step 1: CBA + active reactant -----> neutralized CWA + deactivated reactant  
Step 2: deactivated reactant + activation solution -----> active reactant

The primary examples are the N-halamines, which may react with a CW/BW agent in an irreversible reaction, and then may be regenerated by application of a bleach solution.

Catalytic: CBA + (O<sub>2</sub>/H<sub>2</sub>O in presence of catalyst) -----> products

Examples include hydrolysis and oxidation catalysts. If an active material reacts to oxidize a CW agent and is itself reduced, but can then subsequently be re-oxidized by atmospheric O<sub>2</sub>, we refer to this material as a catalyst rather than a regenerable reactant because no additional action is required for continued activity.

It is reasonable to ask what range of CW challenges stoichiometric coatings can meet, and this issue is addressed with a few simple material balances. We assume that the CW agent is deposited on the surface as an aerosol, and that the diameter of a typical aerosol droplet is on the order of 5 μm. Assuming a density of 1.0 g/cc, for an agent with a molecular weight of roughly 150 AMU this corresponds to about  $4 \times 10^{-13}$  mols of the agent. Upon contact with a surface, this droplet might be expected to interact with a circular patch with diameter of about 10 μm. A typical architectural or vehicular coating is on the order of 100 μm thick. We assumed that the coating has a density of 1 g/cc and that all of the reactant in the coating is accessible for the detoxification reaction. To neutralize all of the CW agent, a stoichiometric reactant would then need to be present at concentrations of approximately 0.1 mols/L in the coating solids (ca. 1% by mass for active sites with an equivalent weight of 100). This same active site concentration could accommodate a total contaminant load of roughly 1 g/m<sup>2</sup>, an order of magnitude less than current chemical protection doctrine prescribes, but still a reasonably heavy contamination (Institute for Defense Analyses 1999). The above calculations assume favorable equivalent weights of stoichiometric reagents and a simple 1:1 stoichiometry between active reagents and chemical agents.

We see from the above that the stoichiometric neutralization of chemical agents can be effective for protection from single contamination events at low to moderate levels of contamination.

Stoichiometric systems may therefore find utility in plans to handle modest aerosol contamination or exclusively vapor phase agents. Regenerable stoichiometric systems would likely require regeneration after each contamination event. For systems featuring stoichiometric or regenerable stoichiometric decontaminants, it is clear that the active site concentration in a reactive coating must be matched to the assumed level of contamination.

#### 4.2. Detoxification Mechanisms of Chemical Warfare Agents

While there are many chemical warfare agents, three in particular are most commonly considered since they are either readily synthesized, known to be stockpiled, or are particularly toxic. These three are sulfur mustard (agent HD), the fluorophosphonate G-series nerve agents (which are considered as a group due to their similar mechanisms of action and detoxification), and the nerve agent VX. Each of these agent types presents particular challenges for detoxification and each will be explored in some detail below.

It is important here to distinguish between destruction of the chemical agent and its detoxification. Particularly with agents HD and VX, some common reactions of the agent with potential decontaminants can produce byproducts that are nearly as toxic as the agents themselves. When developing new reagents or catalysts for decontamination, it will continue to be important to study product distributions to ensure true detoxification of the chemical agents.

Sulfur mustard (HD) can be effectively detoxified by either nucleophilic substitution at the aliphatic chlorine or by partial oxidation of the sulfide to the sulfoxide, as shown in Figure 1. Further oxidation of the sulfoxide leads to the sulfone; both HD and the sulfone are vesicants, while the sulfoxide is not (Marshall and Williams 1921, Lawson and Reid 1925, Anslow et al. 1948).

The hydrolysis reaction shown is perhaps the most appealing, but while the half life for mustard in water is about 4 minutes, the solubility of HD in water is so low that a 100  $\mu\text{m}$  droplet has a half life of about 6 years (Harvey et al. 1997). This is not likely to be a problem in reactive coatings, but it does serve to highlight the need to accommodate the various polarities of the reactants in any neutralization reaction. Amines have also been shown to react with HD (Lawson and Reid 1925, Day 1996). In reactive coating applications, HD will most likely be detoxified by catalyzed partial oxidation or hydrolysis reactions. In the case of hydrolysis reactions, the catalyst must be robust in the presence of the HCl reaction product.

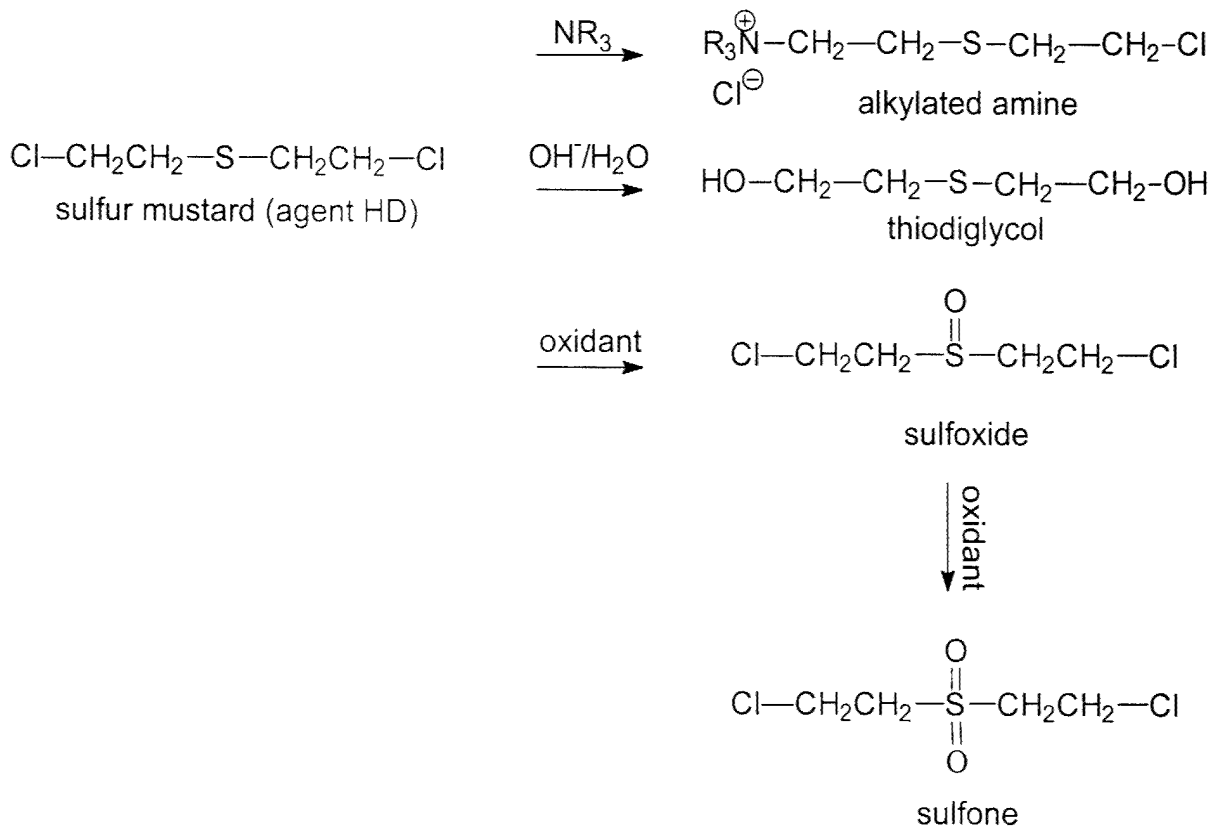


Figure 1. Common reactions of sulfur mustard. The amine in the first reaction may be primary, secondary, or tertiary.

The fluorophosphonate G-agents are readily susceptible to detoxification by hydrolysis of the P-F bond as shown in Figure 2. As with hydrolysis of HD, the hydrolysis of G-agents produces strong acids (both hydrofluoric acid and the phosphorous-based acid), and to maintain long-term activity and high turnover, any hydrolysis catalyst would need to be insensitive to these products. While G-agents have been decontaminated by a variety of oxidant solutions and solid powders (see e.g. Wartel 1999, Table 5-3), all of these systems have had aqueous or basic sites capable of hydrolytic detoxification and there is no evidence of exclusively oxidative decontamination reactions. It seems likely that, in reactive coatings, G-agents will be neutralized by hydrolytic catalysts.

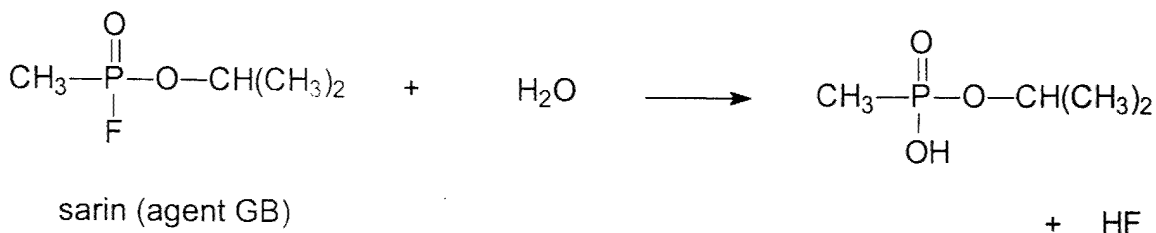


Figure 2. Hydrolysis of sarin, agent GB.

The nerve agent VX presents a particular problem in decontamination. It reacts with aqueous bases, but one of the hydrolysis products is still very toxic and not readily susceptible to further hydrolysis (Figure 3). Detoxification of VX requires cleavage of the P-S bond. Yang (1999) has

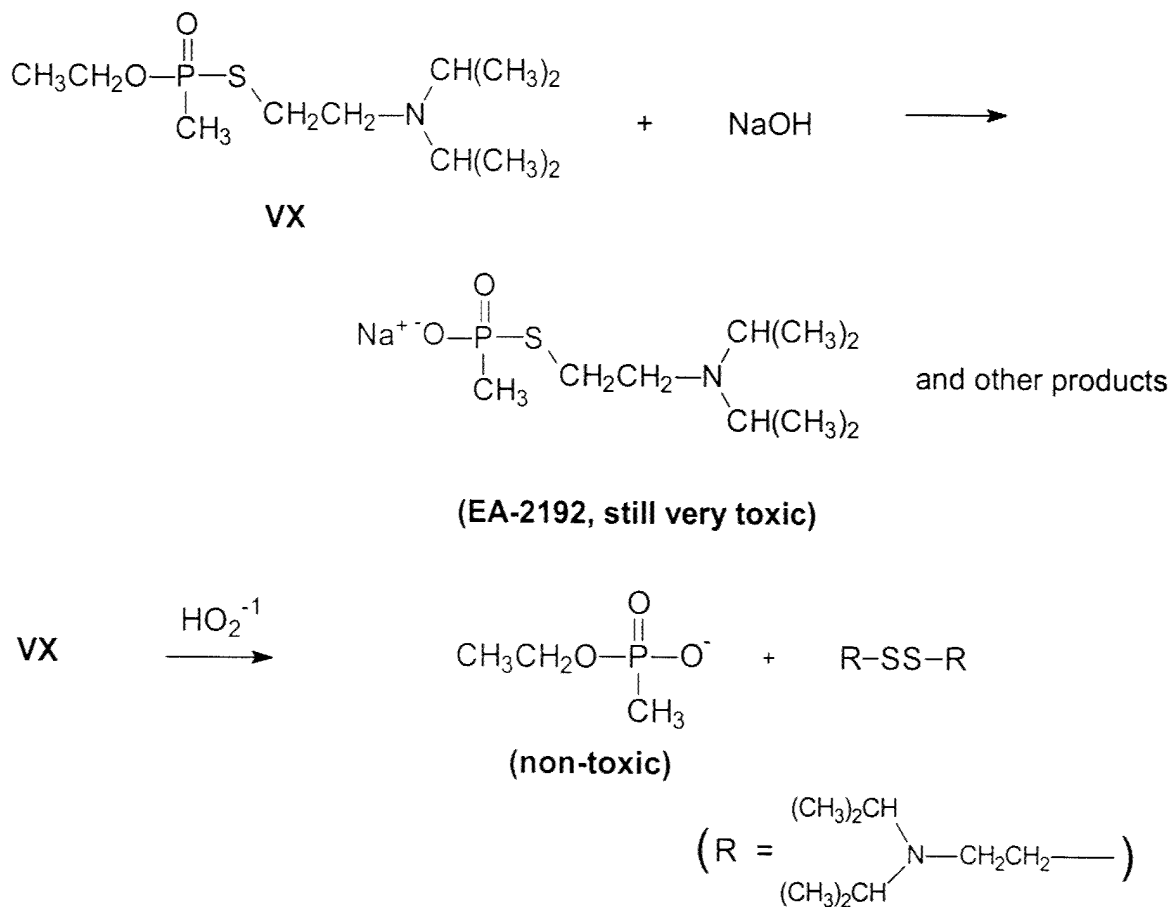


Figure 3. Reaction of VX with base (hydroxide ion) produces several products, one of which (EA-2192, about 15% of total products) is almost as toxic as VX itself. Reaction of VX with the hydroperoxide ion  $\text{HO}_2^{-1}$  yields a non-toxic product after cleavage of the P-S bond. The initially formed disulfide (RSSR) is oxidized further to the corresponding sulfonic acid salt.

shown that basic solutions of hydrogen peroxide detoxify VX rapidly at room temperature. The active species is the hydroperoxide anion,  $\text{HO}_2^{-1}$ ; the rate constant is 40 times greater than the corresponding rate constant for reaction with  $\text{OH}^{-1}$  (e.g., at 23 °C and 0.1 M,  $t_{1/2} = 31$  min for  $\text{HO}^{-1}$  and 0.75 min for  $\text{HO}_2^{-1}$ ). Further oxidation reactions occur, including oxidation of the disulfide to the sulfonic acid salt and, in alkaline media, oxidation of the amine nitrogen, so considerable excesses of oxidant are required (Yang et al. 1992 and Yang 1995). VX has also been detoxified by aqueous persulfate solutions (Mikolajczyk 1989) and a variety of hypochlorites (Wartell 1999). In a catalytic reactive coating, VX could be detoxified by either a selective hydrolysis catalyst or an oxidation catalyst. As noted below, product inhibition of catalytic activity may be a concern. Surprisingly little effort has been directed at systems for catalytic detoxification of VX, and this appears to be an area requiring further focused research.

## 5. Additional Opportunities and Testing Requirements

During this literature review we identified several aspects of detoxification chemistry that could be applied to reactive coatings but which have not yet been reported in these systems. At the same time there are specific challenges associated with current and potential reactive coatings that will require further testing. In this section we discuss three of those issues. We first consider enzymatic catalysis, identifying high reported reaction rates as a positive aspect and potential instability to environmental conditions as an area requiring testing. We then discuss competitive inhibition, which could affect the rate of any catalyzed detoxification processes. Again additional testing will be required to identify any potential problems. Finally we consider diffusivity of CW agents and potential reactants within coatings, focusing on recent work on reactive barrier additives as one method to decrease the permeability of a coating to specific materials.

### 5.1. Enzymatic Catalysis

Enzymatic detoxification of chemical warfare agents is an appealing approach. While G-agent detoxification is readily achieved by organophosphorus acid anhydrolases (OPAAs, Cheng et al. 1999), none of these enzymes or organophosphorus hydrolases (OPHs) are particularly well suited to cleavage of the P-S bond in VX, which is required for detoxification, although progress is being made on this point (Kolakowski et al. 1997; DiSioudi et al. 1999a and b). Further, enzymes suitable for nerve agent hydrolysis are generally inhibited by the acidic conditions produced by ester hydrolysis and are largely ineffective below pH values of about 4.5, which limits their capacity to neutralize agents (LeJeune 2001). Current enzymatic hydrolysis catalysts are also deactivated and presumably denatured by mustard (HD) alkylation, so that their utility for long-term application in the field must be verified. This highlights the need to ensure that agents do not deactivate target sites in any coating system containing mixed catalysts; the solution to this problem may be either designing catalysts that are robust to all agents or designing a combination of catalysts such that the kinetics of catalyst deactivation by agents is much slower than agent neutralization.

While all of the desired enzymatic catalysts are not presently available, the first steps toward incorporating enzymes in polymeric materials have already been taken. Researchers at the University of Pittsburgh incorporated enzymes into polyurethane foams while retaining much of the catalytic activity (LeJeune and Russell 1996, LeJeune et al. 1997). Agentase, LLC, has commercialized this technology and expanded it into urethane and acrylic gels (see [www.agentase.com](http://www.agentase.com) and Andreopoulos et al. 1999). Researchers at Altus Biologics have stabilized hydrolytic enzymes while retaining their activity by lightly crosslinking crystals of the enzymes (Margolin and Navia 2001). Another technology, now apparently at Roche Vitamins in NJ, incorporates active enzymes in a protective sol-gel matrix which can then itself be incorporated into a variety of polymers (Gill and Ballesteros 2000a and b, Gill 2001). Fused OPH and cellulose binding proteins have served to immobilize active enzymes on cellulose materials (e.g. filters) in a one-step process (Richins et al. 2000).

As the active site chemistry of OPAA and OPH catalysts becomes more fully understood, perhaps it will be possible to design biomimetic catalysts that are less susceptible to deactivation by alkylation and/or low pH environments. Some work on biomimetic catalysts is underway (Yamazaki et al. 2001) and the design of OPH active sites (DiSioudi et al. 1999a and b) and may lead to further improvements in catalyst stability to HD and to low pH values.



that pyrophosphate, phosphate, phenyl phosphate, and nitrophenyl phosphate all inhibited copper(II)-promoted hydrolysis, and that the inhibition was stronger with increasing basicity of the phosphate. No inhibition was seen using an analog of the phenolate product.

These potential problems could be overcome by appropriate catalyst design, and should certainly be tested at an early stage in the reactive coating development process.

### 5.3. Diffusion and Reactive Barriers in Coatings

TDA found no systematic consideration of the optimal diffusivity of threat agents in a reactive coating. If the reactant is evenly distributed, then the agent must diffuse relatively rapidly throughout the coating in order to use all of the available capacity. However, standard practice in CARC coatings, as already noted, is to decrease the agent diffusivity in order to minimize re-emission. Low diffusivity of the agent in the coating suggests only the reactive component on the surface will be effective in neutralizing threat agents. If the reactive component is localized on the surface, it becomes important to lower the diffusivity of the agent in the coating to prevent its re-emission. It is well known that increasing crosslinking may decrease the permeability of coatings, but this approach may also yield coatings that are too brittle and are easily damaged.

The use of additives to improve resistance of films and coatings to diffusion of small molecules has been extensively investigated. These additives are typically either reactants (e.g., to absorb oxygen or water) or particulate material (to improve the barrier properties by increasing the tortuosity of the path that a small molecule must follow in diffusing through the film or coating.). Although we found no reports of reactive barrier materials used in reactive coatings for chemical defense, research in reactive barriers may be relevant to reactive coatings in general.

Desiring to understand the improvements that reactive particulate materials provide to the barrier properties of plastic packaging films to water and oxygen permeation, Cussler and co-workers at the University of Minnesota have explored the fundamental mathematics of permeation in the presence of homogeneous stoichiometric reactants and non-reactive impermeable flake (Cussler and Yang 2000, Yang et al. 2001). These models, which incorporated both chemical reactivity and tortuosity effects of reactive and inert fillers, accurately predicted permeation and penetration through a reactive film.

This work could be applied to model CW agent penetration, reaction and desorption from coatings containing reactive groups. To be useful for reactive coatings for chemical warfare agents, the present model would need to be expanded to account for several features: catalytic reactions and permeation of co-reactants (e.g.  $H_2O$ ,  $O_2$ ); inhomogeneous distribution of reactant or catalyst; permeation vs. reaction vs. vaporization of a limited amount of CWA challenge as opposed to an unlimited challenge of e.g. atmospheric oxygen. Perhaps finite element analysis along the lines of Gusev and Lusti (2001) may be a more appropriate approach to this more complicated problem. For catalytic reactive coatings, these modeling studies would allow one to predict the ultimate agent disposition as a function of agent challenge level, catalytic activity, catalyst concentration and catalyst dispersion.

We conclude that additional data on the diffusivity of agents in coatings, and means to lower that diffusivity if needed, would contribute to the development of new reactive coatings.

## 6. Reactive Coatings Reported

In this section we summarize reactive coatings technologies that were identified through this review. When an organization provided detailed responses to the survey, these are included in Appendix A. We first describe systems developed primarily for CW agent defense, followed by those developed primarily for BW agent defense, and note any systems reported to be active in both areas. We begin each section with the systems that are closest to commercial available and move on to those that are in earlier stages of research and development.

### 6.1. Systems Developed Primarily for CW Agent Defense

The standard for performance of a reactive coating to protect against CW agents appears relatively straightforward: Performance should be measured by the time required to reduce a given level of applied agent to an acceptable concentration, such as the threshold limit value (TLV) or permissible exposure level (PEL). However, TDA found no reports of coatings tested in this manner. This may be appropriate in view of the early stage of development. The lack of published reports may also reflect the perceived importance of the technology and the potential market size, which may influence developers to withhold data pending publication of patents. The variety of ways in which results are reported indicate the desirability of accepted performance standards.

1. Mine Safety Appliances Company (MSA; Pittsburgh, PA) has developed coatings for polycarbonate respirator/gas mask lenses that are CW agent hardened for up to 24 hours. MSA provided this information in response to TDA's survey request, but no further information was available. It is clear that this is a commercially available product, but no information was provided to indicate that this is actually a reactive coating, rather than a coating designed to remain transparent on exposure to CW agent.

2. There are also reactive coatings designed to facilitate decontamination by a water rinse. These coatings wash off with the contamination and are therefore suitable only for a single use before reapplication. In this case a stoichiometric coating can be very effective. A reactive coating of this type is under development at TDA, and may be offered for sale as early as December 2002. No information on the chemistry of the system is available at this time. A primary substrate of interest is Nomex cloth, although solid surfaces (e.g., aircraft crew helmet) have also been coated. Coated cloth samples have retained only 1/25 of the residual contamination of uncoated samples after contamination with agent HD and rinsing with water. Further details are found in Appendix A.

3. Brendley et al. (1987) at the U.S. Army Chemical Research, Development and Engineering Center, Aberdeen Proving Ground, MD, investigated use of a reactive ion exchange resin (RIER) in acrylic and solvent-based polyurethane coatings. The coatings were tested with diisopropylfluorophosphate (DFP), a simulant for G-agents. They found that the inclusion of RIER improved the chemical agent resistant capacity of the coatings. The particles were thought to function as both sorbents and catalysts, which is consistent with a high surface area and the presence of fixed acid or base sites that can promote hydrolysis of phosphonate esters. We are not aware that this work is continuing, or that any commercial systems have resulted to date.

4. The research group of Craig Hill at Emory University has reported extensively on catalytic detoxification of CW agents using polyoxometalate (POM) catalysts (Gall et al. 1994, Hill and

Gall 1996, Zeng and Hill 1997, Rhule et al. 2001). These materials have principally been tested against chloroethyl ethyl sulfide (CEES), a simulant for mustard. From the reported work with CEES, a particular strength of the POM catalysts is the ability to selectively oxidize HD to the less-toxic sulfoxide. The stability of POM catalysts to environmental catalysts poisons such as sulfur is claimed as an advantage. The chemistry of polyoxometalates has recently been reviewed (Hill 1998). TDA is currently developing catalytic self-decontaminating coatings incorporating POM catalysts. This work is in the laboratory stage of development. Further details are found in Appendix A.

## 6.2. Systems Developed Primarily for BW Agent Defense

Antimicrobial coatings are commonly found on metal surfaces such as air conditioner cooling coils (see, for example, Steele 2001) and as anti-fouling coatings on ship hulls. Most contain an active principle such as silver metal (in the form of silver oxide) or trialkyltin compounds, which slowly dissolves into water in contact with the surface and is absorbed into microbial cells, thereby inhibiting growth. Similarly, many commercial antifungal additives for coatings include chlorothalonil, a halogenated aromatic compound that slowly leaches from the surface into the target microorganism. In this review TDA has not covered such commercial systems using a leachable antimicrobial agent.

The definition of an acceptable level of performance is particularly challenging in systems targeting biological agents (see, for example, Ritter 2001). Systems can be active toward vegetative organisms and not bacterial spores, but it is generally accepted that systems effectively killing spores will be effective on vegetative organisms. While any level of protection has some value, developers have not generally referred to any commonly accepted standard or method of measurement. While a 6-log kill is sometimes quoted as a target effectiveness for decontamination systems, in this review TDA found references citing 94% elimination (1.2 log kill) in one case and 99.98% (3.7 log kill) in another, both against vegetative organisms. We stress that all of the reported values may be valuable indicators of potential and progress in developing systems. Only one group (Triosyn) reported effectiveness against bacterial spores; in all other cases there were no reports of any tests against spores. These observations point out the need for broadly acknowledged performance standards and test methods.

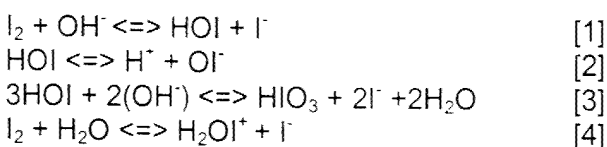
TDA identified several novel systems having antimicrobial activity (and also activity against CW agents, in some cases), which are described in the following paragraphs. Again we begin each section with the systems that are closest to commercial availability and move on to those that are in earlier stages of research and development.

1. Triosyn (South Burlington, VT and Mirabel, Canada) has developed quaternary ammonium triiodide coatings that display antimicrobial activity, and which may provide chemical protection as well. Because the active principle is iodine, this appears to be a stoichiometric reactive coating. There is no indication that these materials can be recharged if they lose capacity. The following summary is condensed from Triosyn's response to TDA's survey; more details are found in Appendix A.

Triosyn® biocidal resin is an interactive broad-spectrum biocidal polymer effective against bacterial spores, viruses, protozoa, algae and fungi. Triosyn® biocidal paints and coatings have been developed to protect a wide variety of surfaces from disease-causing microorganisms existing in civilian and military settings. Harmful microorganisms deposited on surfaces painted with Triosyn® paints/coatings are destroyed and the sterility of the surface material is maintained. Current base formulations include enamels, latexes (flat and semi-gloss), epoxies,

urethanes (water and solvent-based), marine paints and wood tinctures. Testing against suspensions of *Erwinia herbicola* (Eh) *Escherichia coli* (*E. coli*) on chemical agent resistant coating CARC paint panels proved that Triosyn® can be added to standard urethane-based CARC formulations and still be effective against bacteria. In addition, water-based flat latex yielded >99.96% reduction of Eh and an alkyd oil-based enamel showed >99.98% reduction. Finally, the U.S. Marine Corps sponsored a test program performed to evaluate the effectiveness of Triosyn® in the destruction of chemical agents and determine whether Triosyn® can be added to CARC. Exposure of VX to Triosyn® led to its degradation and the possible formation of rearrangement products. This degradation is to be further investigated and characterized to determine all degradation products associated with the process. Toxicity studies of the products from the reaction are also to be conducted (CBIAC 2001).

Triosyn® resin is an anionic polymer containing quaternary ammonium ion moieties, whose charge is balanced by I<sub>3</sub><sup>-</sup> in immediate proximity. When the cellular entities such as bacteria, viruses, and fungi, encounter the resin, they preferentially attract the charged ion sites from the polymer matrix. Once bound to these sites, a redox (oxidation-reduction) reaction occurs whereby the I<sub>3</sub><sup>-</sup> emits I<sub>2</sub>, the remaining iodide ion staying in proximity to the ammonium ion moiety.



Triosyn's technology appears to be the most developed of any of the reactive coatings surveyed, and is nearing commercial application

2. Worley and co-workers at Auburn University have developed N-halamine biocidal monomers and polymers (Eknoian et al. 1998, Worley et al. 1996 to 2001). The antimicrobial activity of these materials is due to the halogen (typically chlorine). They lose capacity over time, but can be recharged by rinsing the material with a bleach solution. Halosource (Seattle, WA) holds the rights to the N-halamine polymer technology. Their website ([www.halosource.com](http://www.halosource.com)) indicates that biocidal paints and coatings will be offered under the Haloshield brand.

3. Veridian (Charlottesville, VA) has been developing aerogel coatings for enhanced biological agent collection and detection for the DoD (DARPA and TSWG). During this research, they have identified an aerogel coating, optionally containing covalently-attached moieties that exhibit antimicrobial activity. This system is reported to be in advanced development. Veridian quotes an inhibition factor of 3, which TDA tentatively interprets as equivalent to a 3-log kill. Further information is attached in Appendix A.

4. Tiller and co-workers at MIT (2001) describe a method to covalently attach poly(4-vinyl-N-alkylpyridinium bromide) to glass slides to create a surface that kills airborne bacteria on contact. The resultant surfaces were able to kill up to 94% of *Staphylococcus aureus* cells sprayed on them. On similarly modified surfaces the numbers of viable cells of another Gram-positive bacterium, *Staphylococcus epidermidis*, as well as of the Gram-negative bacteria *Pseudomonas aeruginosa* and *Escherichia coli*, dropped more than 100-fold compared with the original amino glass. There were no reports that the coating was effective against bacterial spores. Tiller et al. suggest that such materials could be used to coat the surfaces of common objects touched by people in everyday life (e.g., door knobs, children's toys, computer keyboards, telephones, etc.) to render them antiseptic and thus unable to transmit bacterial

infections. As noted in the introduction, an effective surface must be shown to resist fouling and retain activity, which would need to be demonstrated in this case also.

Chen et al. (1999, 2000) reported that quaternary ammonium compound dendrimers are exceptionally effective biocides. TDA found no reports that these materials have been incorporated onto surfaces. but given their reported activity they would be expected to be more effective on surfaces than the structures of Tiller et al. cited above, but subject to the same potential limitations with respect to fouling.

## 7. Summary and Recommendations

It is clear that reactive or self-decontaminating coatings could enhance America's capabilities against chemical and biological weapons by increasing the speed and simplifying the logistics of decontamination. In this review we identified several promising new technologies systems that address this need, most of which appear to be in the early stages of development. The antimicrobial paint developed by Triosyn is reported to be in advanced development, and the aerogel-based antimicrobial paint from Veridian is reported to be at a less advanced stage. While CARC coatings are well developed, we found no indication that any reactive coatings intended to provide chemical protection have advanced beyond laboratory testing.

The technologies surveyed here all appear to have a single mode of action (stoichiometric substitution, catalytic oxidation, etc.). Since protection is required against a range of threats and circumstances, it appears likely that some combination of modes of action will be required. This could be, for example, a combination of catalysts for oxidation and hydrolysis, or systems that selectively hydrolyze HD, G agents, and VX through separate mechanisms. Enzymatic catalysis has previously been applied to chemical defense, but we found no systems using enzymes in coatings. This represents an area for future R&D. Surprisingly little effort has been directed at systems for catalytic detoxification of VX, and this also appears to be an area requiring further focused research.

To assist this important ongoing research we make the following recommendations:

Research and development would benefit if technology developers had a generally accepted list of threat scenarios. For example, chemical agents may be used as vapors, aerosols or dusts and at widely varying concentrations. Biological weapons (such as bacterial spores) may be used pure or deposited on powders (weaponized). A task force under Government direction could compile a list of scenarios that should be considered, which would facilitate broader understanding and comparison of competing technologies.

Similarly, research into chemical defense has long suffered from use of a wide range of simulants and test methods. At least for the limited area of reactive coatings, it should be possible to establish a systematic series of protocols to facilitate evaluation of developmental technologies. For example, the R&D process could begin with experiments using threat agent analogs selected to screen for activity in specific area. The most effective materials could then be tested against other analogs or under more realistic conditions. The development process should move as rapidly as feasible to tests with live agents. Durability or longevity under field conditions has generally not been addressed. To assure that research efforts are properly directed, performance under field conditions should also be considered as early as is feasible.

Diffusion of chemical agents in coatings is well known but has not been quantified or modeled. For catalytic chemical protective coatings the solubility of (for example) O<sub>2</sub> and H<sub>2</sub>O in the matrix may also be critical. Additional data on the diffusivity of agents in coatings and means to lower that diffusivity if needed, would contribute to the development of new reactive coatings.

## References

- Andreoupoulos, F.M., M.J. Roberts, M.D. Bentley, J.M. Harris, E.J. Beckman and A.J. Russell (1999). "Photoimmobilization of organophosphorus hydrolase within a PEG-based hydrogel." *Biotechnology and Bioengineering* **65**, 579.
- Anslow, W.P., D.A. Karnofsky, B. Val Jager and H.W. Smith (1948). "the Intravenous, Subcutaneous and Cutaneous Toxicity of bis( $\beta$ -chloroethyl) sulfide (Mustard Gas) and of Various Derivatives" *Journal of Pharmacology and Experimental Therapeutics* **93**, 1-9
- Baldwin, D.S., J.K. Beattle, L.M. Coleman, D.R. Jones (2001) "Hydrolysis of an Organophosphate Ester by Manganese Dioxide." *Environ. Sci. Technol.* **35**, 713-1716.
- Brendley, W.H., M.A. Koals, R.M. Kopchik, D.M. Nene and W.J. Shuely (1987). "Investigation of Sorptive/Catalytic Polymer Particles For Self-Decontaminating Coatings." Proceedings of the Scientific Conference on Chemical Defense Research; available through DTIC, AD-D750249
- CBIAC (2001). "Development and Evaluation of CARC with Triosyn® Additive." May newsletter.
- Chen, C.Z., N.C. Beck-Tan, and S.L. Cooper (1999) "Incorporation of dimethyldodecylammonium chloride functionalities onto poly(propylene imine) dendrimers significantly enhances their antibacterial properties," *Chem. Commun.* 1585-1586.
- Chen, C.Z., N.C. Beck-Tan, P. Dhurjati, T.K. van Dyk, R.A. LaRossa and S.L. Cooper (2000). "Quaternary Ammonium Functionalized Poly(propylene imine) Dendrimers as Effective Antimicrobials: Structure-Activity Studies," *Biomacromolecules* **1**, 473-480.
- Cheng, T.C., J.J. DeFrank and V.P. Rastogi (1999). "Alteromonas prolidase for organophosphorus G-agent decontamination." *Chemico-Biochemical Interactions* **120**, 455.
- Compton, J.A.F. (1988), *Military Chemical and Biological Agents: Chemical and Toxicological Properties*, Telford Press, Caldwell, NJ.
- Cussler, E.L., and C. Yang (2000). "Reactive Barrier Films." *TAPPI Journal*, September.
- Day, S.E. (1996). "DS2: Development, Improvement and Replacements." ERDEC-TR-263, Aberdeen Proving Ground, MD, Edgewood Research, Development and Engineering Center.
- Deal, K.A., G. Park, J. Shao, N.D. Chasteen, M.W. Brechbiel, R.P. Planalp (2001) "Copper(II) Complexes of Novel N-Alkylated Derivatives of cis,cis-1,3,5-Triaminocyclohexane. 2. Metal-Promoted Phosphate Diester Hydrolysis" *Inorg. Chem.* **40**, 4176-4182.
- Deal, K.A., J.N. Burstyn (1996) "Mechanistic Studies of Dichloro(1,4,7-triazacyclononane)-copper(II)-Catalyzed Phosphate Diester Hydrolysis" *Inorg. Chem.*, **35**, 2792-2798.
- Di Sioudi, B.D., C.E. Miller and J.R. Wild (1999). "Rational design of organophosphorus hydrolase for altered substrate specificities." *Chemico-Biological Interactions* **119/120**, 211.
- Di Sioudi, B.D., J.K. Grimsley and J.R. Wild (1999). "Modification of Near Active Site Residues in Organophosphorus Hydrolase Reduces Metal Stoichiometry and Alters Substrate Specificity." *Biochemistry* **38**, 2866.
- Duncan, J.L., J.A. Escarsega, D.M. Crawford, A. Eng, M. Patel, F. Pilgrim, C. Cundiff, R. Leverette (1998). "Low Volatile Organic Compound (VOC) Chemical Agent Resistant Coating (CARC)." Annual Technical Report, available from DTIC, ref. ADA-371012.
- Eknoian, M.W., J.H. Putman and S.D. Worley (1998). "Monomeric and Polymeric N-Halamine Disinfectants." *Ind. Eng. Chem. Res.* **37**, 2873.
- Escarsega, J.A., and J.L. Duncan (1996). "Water-Reducible Chemical-Agent-Resistant Coatings," ARL-TR-1089.
- Escarsega, J.A., D.M. Crawford, J.L. Duncan and K.G. Chesonis (1997). "Water-Reducible PUR Coatings for Military Applications," *Modern Paint and Coatings*, July, 21-29.

- Escarsega; J.A., and K.G. Chesonis (1997). "Water dispersible low-reflectance chemical resistance coating composition" U.S. patent 5,691,410, November 25.
- Gajda, T., Y. Düpre, I. Török, J. Harmer, A. Schweiger, J. Sander, D. Kuppert, K. Hegetschweiler (2001) "Highly Efficient Phosphodiester Hydrolysis Promoted by a Dinuclear Copper(II) Complex" *Inorg. Chem.*, **40**, 4918-4927.
- Gall, R. D.; Faraj, M.; Hill, C. L. (1994). "Role of Water in Polyoxometalate-Catalyzed Oxidations in Nonaqueous Media. Scope, Kinetics, and Mechanism of Oxidation of Thioether Mustard (HD) Analogs by tert-Butyl Hydroperoxide Catalyzed by  $H_5PV_2Mo_{10}O_{40}$ ." *Inorg. Chem.* **33**, 5015-21.
- Gill, I., and A. Ballesteros (2000a). "Degradation of organophosphorus nerve agents by enzyme-polymer nanocomposites: Efficient biocatalytic materials for [personal protection and large-scale detoxification." *Biotechnology and Bioengineering* **70**, 400.
- Gill, I., and A. Ballesteros (2000b). "Bioencapsulation within synthetic polymers (Part 2): non-sol-gel protein-polymer biocomposites." *Trends in Biotechnology* **18**, 469.
- Gill, I (2001). "Bio-doped nanocomposite polymers: sol-gel bioencapsulates." *Chem. of Materials* **13**, 3404.
- Gusev A.A. and H.R. Lusti (2001), "Rational Design of nanocomposites for barrier applications," *Advanced Materials* **13**, 1641.
- Harvey, S.P., W.T. Beaudry, P.C. Bossle, J.E. Kolakowski, L.R. Procell, D.K. Rohrbaugh, D.C. Sorrick, A.N. Stroup, L.L. Szafraniec, Y.C. Yang and G.W. Wagner (1997) "Caustic Hydrolysis of Sulfur Mustard." ERDEC-TR-385. Aberdeen Proving Ground, MD, Edgewood Research, Development and Engineering Center.
- Hill, C. L.; Gall, R. D. (1996). "The First Combinatorially Prepared and Evaluated Inorganic Catalysts. Polyoxometalates for the Aerobic Oxidation of the Mustard Analog Tetrahydrothiophene (THT)." *J. Mol. Catal. A: Chem.*, **114**, 103-111.
- Hill, C.L., ed., (1998). "Polyoxometalates," *Chemical Reviews* **98**, 1-390.
- Institute for Defense Analyses (1999). Informal briefing to principal investigators and the National Research Council staff, April 6. Cited in Martell 1999.
- Kolakowski J.E., J.J. DeFrank, S.P. Harvey, L.L. Szafraniec, W.T. Beaudry, K.H. Lai and J.R. Wild (1997). "Enzymatic hydrolysis of the chemical warfare agent VX and its neurotoxic analogues by organophosphorus hydrolase." *Biocatalysis and Biotransformation* **15**, 297.
- Lawson, W.E., and E.E. Reid (1925). "Reactions of  $\beta$ ,  $\beta'$ -Dichloro-ethyl Sulfide with Amino Compounds." *J. Amer. Chem. Soc.* **47**, 2821-2836.
- Lejeune, K.E., and A.J. Russell (1996). "Covalent binding of a nerve agent hydrolyzing enzyme within polyurethane foam." *Biotechnology and Bioengineering* **51**, 450.
- Lejeune, K.E., A.J. Mesiano, S.B. Bower, J.K. Grimsley, J.R. Wild and A.J. Russell (1997). "Dramatically stabilized phosphotriesterase for nerve agent degradation." *Biotechnology and Bioengineering* **54**, 105.
- LeJeune, K, (2001), personal communication to B. Smith.
- Margolin, A.L., and M.A. Navia (2001). "Protein crystals as novel catalytic materials." *Angew. Chemie Int'l Ed.* **40**, 2205.
- Marshall, E.K., and J.W. Williams (1921). "The Toxicity and Skin Irritant Effect of Certain Derivatives of Dichloroethyl Sulfide." *Journal of Pharmacology and Experimental Therapeutics* **16**, 259.
- Mikolaczyk, M. (1989). *Scientific Advances in Alternative Demilitarization Technologies*. Boston: Kluwer Academic Publishers.
- Morrow, J.R., W.C. Trogler (1988) "Hydrolysis of Phosphate Diesters with Copper(II) Catalysts" *Inorg. Chem.*, **27**, 3387-3394.
- Ott, R., R. Krämer (1998) "Rapid Phosphodiester Hydrolysis by Zirconium(IV)" *Angew. Chem. Int. Ed.* **37**, 1957-1960.

- Rhule, J.T., W.A. Neiwert, K.I. Hardcastle, B.T. Do and C.L. Hill (2001). "Ag<sub>5</sub>PV<sub>2</sub>Mo<sub>10</sub>O<sub>40</sub>, a Heterogeneous Catalyst for Air-Based Selective Oxidation at Ambient Temperature." *J. Amer. Chem. Soc.* **123**, 12101.
- Richins, R.D., A. Mulchandani and W. Chen (2000). "Expression, immobilization and enzymatic characterization of cellulose-binding domain-organophosphorus hydrolase fusion enzymes." *Biotechnology and Bioengineering* **69**, 591.
- Ritter, S.K. (2001). "Ousting Anthrax." *C&E News*, Nov. 26, 24.
- STANAG (2001). "Specification for Paints and Paint Systems Resistant to Chemical Agents and Decontaminants for the Protection of Land Military Equipment." NATO, Military Agency for Standardization (MAS), Standardization Agreement (STANAG), AC301/WG Draft dated 03/05/01.
- Steele, J.W. (2001). "Room Temperature Cure Antimicrobial Coating." U.S. patent 6,170,564.
- Stevens, L., J.A. Lanning, L.G. Anderson, W.A. Jacoby and N. Chornet (1998). "Photocatalytic Oxidation of Organic Pollutants Associated with Indoor Air Quality," presentation 98-MP9B.06 at the Air & Waste Management Association Annual Meeting, San Diego, CA, June 14-18.
- Stone, K.R., and D.A. Tolle (1998). "Life Cycle Assessment of Chemical Agent Resistant Coatings." *International Journal of Life Cycle Assessment* **3**, p. 3-11.
- Tiller, J.C. C.-J. Liao, K. Lewis and A. M. Klibanov (2001). Designing surfaces that kill bacteria on contact." *Proc. Nat. Acad. Sci.* **98**, 5981.
- Wagner, G.W., and P.W. Bartram (1999). "Reactions of VX, HD, and Their Simulants with NaY and AgY Zeolites. Desulfurization of VX on AgY." *Langmuir* **15**, 8113-8118.
- Wartell, M.A., M.T. Kleinman, B.M. Huey and L.M. Duffy, Editors; Division of Military Science and Technology, National Research Council (1999). *Strategies to Protect the Health of Deployed U.S. Forces: Force Protection and Decontamination*. Washington, DC: National Academy Press
- Worley, S.D., G. Sun, W. Sun, T-Y. Chen (1996). "Polymeric Cyclic N-Halamine Biocidal Compounds." U.S. patent 5,490,983.
- Worley, S.D., G. Sun, W. Sun, T-Y. Chen (1997). "Monomeric and Polymeric Cyclic Amine and Halamine Compounds." U.S. patent 5,670,646.
- Worley, S.D., G. Sun, W. Sun, T-Y. Chen (1998). "Substituted Heterocyclic Amine Monomers." U.S. patent 5,808,089.
- Worley, S.D., G. Sun, W. Sun, T-Y. Chen (1999). "Monomeric and Polymeric Cyclic Amine and N-Halamine Compounds." U.S. patent 5,889,130.
- Worley, S.D., G. Sun, W. Sun, T-Y. Chen (2001). "Monomeric and Polymeric Cyclic Amine and N-Halamine Compounds." U.S. patent 6,294,185.
- Worley, S.D., M.W. Eknoian and Y. Li (2000). "Surface Active N-Halamine Compounds." U.S. patent 6,162, 452.
- Worley, S.D., M.W. Eknoian, Y. Li (1999). "Surface Active N-Halamine Compounds." U.S. patent 5,902,818.
- Yang, Y.-C. (1992). "Decontamination of Chemical Warfare Agents," *Chem. Rev.* **92**, 1729-1743.
- Yamazaki, T., E. Yilmaz, K. Mosbach and K. Sode (2001). "Towards the use of molecularly imprinted polymers containing imidazoles and bivalent metal complexes for the detection and degradation of organophosphotriester pesticides." *Analytica Chimica Acta* **435** 209.
- Yang, C, E.E. Nuxoll and E.L. Cussler (2001). "Reactive Barrier Films." *AIChE Journal* **47**, 295.
- Yang, Y.-C. (1992). "Decontamination of Chemical Warfare Agents," *Chem. Rev.* **92**, 1729-1743.
- Yang, Y.-C. (1995). "Chemical reactions for neutralizing chemical warfare agents." *Chemical Industry* **9**, 334-337.
- Yang, Y.-C. (1999). "Chemical Detoxification of Nerve Agent VX," *Acc. Chem. Res.* **32**, 109-115.

- Yang, Y.-C., F.J. Berg, L.L. Szafraniec, W.T. Beaudry, C.A. Bunton and A. Kumar (1997). "Peroxyhydrolysis of nerve agent VX and model compounds and related nucleophilic reactions." *J. Chem. Soc., Perkin Trans 2*, 607-613
- Zeng, H., C.L. Hill and G.R. Newkome (1997). "Catalytically Decontaminating Dendrimers. Poly-tris-arborols Covalently Functionalized with Redox-Active Polyoxometalates." Proceedings of the Scientific Conference on Chemical and Biological Defense Research, Aberdeen Proving Ground, MD, November.

## 8. Appendix A: Results of Survey on Reactive Coatings for Chemical Protection

**Responding organization:**

Veridian

**Contact person (name, title):**

Dr. Charles Daitch, Technical Director

**Mailing address:**

1115 5<sup>th</sup> St. Charlottesville, VA 22902

**Telephone:**

804-984-5657, x111

**E-mail:**

chuck.daitch@veridian.com

Technology description: In your response please be as specific as possible. Please indicate the type(s) of coating system where the technology can be applied. If known, please indicate whether the protective reaction is catalytic or non-catalytic. Indicate whether any reactive component leaches out of the coating during use. Indicate whether the coating is intended to protect against biological warfare agents.

Veridian has been developing aerogel coatings for enhanced biological agent collection and detection for the DOD (DARPA and TSWG). During this research, we have identified an aerogel coating which exhibits antimicrobial activity, see Figure 1.

## VERIDIAN Inhibition Testing of Aerogels

Method developed to assess inhibition of aerogel polymer  
on bacterial growth (*E. coli*)

Consecutive dilutions of bacterial culture (1:10) performed in presence of aerogel.  
Allow to grow overnight and record final dilution in which growth occurred.

	Solution	Concentration	% solids	Inhibition factor
controls	none		NA	0
	ethanol	1:100 dilution	NA	0
aerogels	B2 aerogel	1:100 dilution	3%	0
	aerogel (20% antimicrobial dopant)	1:100 dilution	3%	3

•The inhibition factor represents the orders of magnitude (logarithmic) less of cell growth obtained compared to the control.

•The % solids characterizes the amount (wt/wt) of aerogel polymer present in the liquid form tested.

*Figure 1. Aerogel antimicrobial study.*

Aerogel is a term used to describe very low-density, highly porous polymeric materials. These characteristics give rise to a solid-wispy material which is mostly air-filled, hence the name aerogel. This unique material is one of the lightest solids known and has properties consistent with both a solid and a gas. Typically, aerogel possesses a complex, adjustable pore structure, high internal surface area, high porosity, and adjustable surface chemistry. These properties can be independently controlled during synthesis. Aerogel's exceptionally high surface area acts as a sample concentrator. In addition, the internal surface area can be coated with collection enhancing compounds to increase the absorption capacity; aerogel has been proven to substantially enhance biocollection efficiency.

Specifications:

Pore size: 50nm (statistical average)

Porosity: typically 5% solids, 95% air, open connected pore structure

Density: (3 - 400 kg/m<sup>3</sup>)

Surface area: typically 1400 m<sup>2</sup>/g

Backbone: typically silica (SiO<sub>2</sub>)

Surface chemistry:

- Hydrophilic or hydrophobic
- Variable concentration of covalently attached (prevents leaching) antimicrobial moieties.

Coating description: dip, spin, or spray coatings; typically 100-1000nm thick. Adhere to glass, plastic, wood, fabric (dependent on surface prep and compatible surface chemistries).

Other: transparent; significant thermal stability

**Additional information (e.g., research collaborations, technology licensees)**

Collaboration with Sandia National Labs

**Availability (10 = commercially available now, 1 = basic research)**

6

**Other information relating to the technology:**

**Reports in scientific or other readily accessible literature:**

**Descriptions now available on the Internet, with URL:**

**Patents:**

**Reports with limited distribution (e.g., reports to U.S. Government agencies sponsoring research):**

## Survey on Reactive Coatings for Chemical Protection

Responding organization:

Triosyn® Corp.

Contact person (name, title):

Lucy Di Ionno, Regulatory Manager

Mailing address:

1233 Shelburne Rd. Suite 200, South Burlington, Vermont 05403-7752

Telephone:

802-865-5084

E-mail:

l.dionno@hydrobiotech.ca

Technology description:

Triosyn® biocidal paints / Coatings have been developed to protect a wide variety of surfaces from disease causing microorganisms existing in civilian and military settings. Harmful microorganisms deposited on surfaces painted with Triosyn® paints / coatings are destroyed and the sterility of the surface material is maintained. Current base formulations include enamels, latexes (flat and semi-gloss), epoxies, urethanes (water and solvent-based), marine paints and wood tinctures. Work performed for the U.S. government and U.S. department of defense has successfully demonstrated the decontaminating effect of Triosyn® biocidal paints / Coatings. Testing against suspensions of *Erwinia herbicola* (Eh) *Escherichia coli* (*E. coli*) on chemical agent resistant coating CARC paint panels proved that Triosyn® can be added to standard urethane-based CARC formulations and still be effective against bacteria. In addition, water-based flat latex yielded >99.96% reduction of Eh and an alkyd oil-based enamel showed >99.98% reduction. Finally, the U.S. Marine Corps sponsored a test program performed to evaluate the effectiveness of Triosyn® in the destruction of chemical agents and determine whether Triosyn® can be added to CARC. Exposure of VX to Triosyn® lead to its degradation and the possible formation of rearrangement products. This degradation is to be further investigated and characterized to determine all degradation products associated with the process. Toxicity studies of the products from the reaction are also to be conducted. **Ref:** CBIAC: *Development and Evaluation of CARC with Triosyn® Additive, May 2001*

The Triosyn® paints have been tested under ASTM D3273 entitled, "Standard Test Method for Resistance to Growth of Mold on the Surface of Interior Coatings in an Environmental Chamber". Wood panels coated with Triosyn® wood stain, Triosyn® marine paint, and Triosyn® alkyd epoxy, have exceeded the 4 week period specified in the ASTM and is ongoing with no fungal growth as compared to their respective wood panels coated with the paints containing no Triosyn®.

Total iodine method is used to measure the iodine that leaches out of the coating using spectrophotometer at a wavelength of 592 nm for absorbance. Preliminary toxicological studies