

| REPORT DOCUMENTATION PAGE   |   |   | Form Approved<br>OMB NO. 0704-0188 |                     |
|---|---|---|------------------------------------|---------------------|
| Public reporting burden for this collection of information is estimated to average 1 hour per response, including the time for reviewing instructions, searching existing data sources, gathering and maintaining the data needed, and completing and reviewing the collection of information. Send comment regarding this burden estimate or any other aspect of this collection of information, including suggestions for reducing this burden, to Washington Headquarters Services, Directorate for Information Operations and Reports, 1215 Jefferson Davis Highway, Suite 1204, Arlington, VA 22202-4302, and to the Office of Management and Budget, Paperwork Reduction Project (0704-0188), Washington, DC 20503. |   |   |                                    |                     |
| 1. AGENCY USE ONLY (Leave blank)  | 2. REPORT DATE<br>5/13/02                                   | 3. REPORT TYPE AND DATES COVERED<br>Final Technical 8/1/98 - 11/30/01 |                                    |                     |
| 4. TITLE AND SUBTITLE<br>New Developments in Atom Interferometry  |   | 5. FUNDING NUMBERS<br>DAAG55-98-1-0429                                |                                    |                     |
| 6. AUTHOR(S)<br>Prof. David Pritchard   |   |   |                                    |                     |
| 7. PERFORMING ORGANIZATION NAMES(S) AND ADDRESS(ES)<br>Massachusetts Institute of Technology<br>Research Laboratory of Electronics<br>77 Massachusetts Avenue<br>Cambridge, MA 02139-4307   |   | 8. PERFORMING ORGANIZATION<br>REPORT NUMBER                           |                                    |                     |
| 9. SPONSORING / MONITORING AGENCY NAME(S) AND ADDRESS(ES)<br>U.S. Army Research Office<br>P.O. Box 12211<br>Research Triangle Park, NC 27709-2211   |   | 10. SPONSORING / MONITORING<br>AGENCY REPORT NUMBER<br>P-38931-PH     |                                    |                     |
| 11. SUPPLEMENTARY NOTES<br>The views, opinions and/or findings contained in this report are those of the author(s) and should not be construed as an official Department of the Army position, policy or decision, unless so designated by other documentation.   |   |   |                                    |                     |
| 12a. DISTRIBUTION / AVAILABILITY STATEMENT<br>Approved for public release; distribution unlimited.  |   | 12 b. DISTRIBUTION CODE   |                                    |                     |
| 13. ABSTRACT (Maximum 200 words)<br><br>We have pioneered new measurement techniques using coherent atom optics (such as beam-splitters, mirrors and lenses) to manipulate matter waves. During this grant period we built an improved atom interferometer which splits deBroglie waves of matter into two physically separate paths and then recombines the waves to make interference fringes of matter. Using this apparatus our experiments are extremely sensitive to any forces on the atoms.   |   |   |                                    |                     |
| 14. SUBJECT TERMS   |   | 20030605 109  |                                    | 15. NUMBER OF PAGES |
|   |   |   |                                    | 16. PRICE CODE      |
| 17. SECURITY CLASSIFICATION<br>OR REPORT<br>UNCLASSIFIED  | 18. SECURITY CLASSIFICATION<br>OF THIS PAGE<br>UNCLASSIFIED | 19. SECURITY CLASSIFICATION<br>OF ABSTRACT<br>UNCLASSIFIED            | 20. LIMITATION OF ABSTRACT<br>UL   |                     |

## Final Report to ARO:

ARO Grant: #DAAG55-98-1-0429 "New Developments in Atom Interferometry"

Grant Period: August 1, 1998 to November 30, 2001

Today's Date: December 5, 2001. Author: Alex Cronin

Principle Investigator: David E. Pritchard

### Forward

We have pioneered new measurement techniques using coherent atom optics (such as beam-splitters, mirrors and lenses) to manipulate matter waves. During this grant period we built an improved atom interferometer which splits deBroglie waves of matter into two physically separate paths and then recombines the waves to make interference fringes of matter. Using this apparatus our experiments are extremely sensitive to any forces on the atoms.

### List of Figures

Figure 1: Improved apparatus

Figure 2: Decoherence experiment diagram

Figure 3: Decoherence due to multiple photon scattering

Figure 4: Index of refraction experiment

Figure 5: Matter wave index of refraction at different velocities

Figure 6: Dispersion compensators

Figure 7: Contrast revival at large electric field

### Statement of the problem studied

During this grant period we completed experiments on quantum decoherence, we have nearly finished an experiment on the matter-wave index of refraction, and we invented an improved measurement technique for atomic polarizability. These three research topics and a summary of the most important results are each explained in a sub-section below.

### Decoherence

Decoherence is of fundamental theoretical importance for any quantum system interacting with its environment, and it is the major practical obstacle for large scale quantum computing. Our three recent experiments on decoherence test various scaling laws and provide new insight on wave-particle duality.

We studied decoherence in a system which is simple enough that the measured decoherence rate constant can be compared with ab initio calculations [KRC01] for the first time. This offers a benchmark measurement supporting several quite general theories of decoherence (many of which are directly relevant to quantum computation efforts). This recent experiment broadens the scope of our earlier, pioneering work on decoherence due to spontaneous photon emission [CHL95] by exploring decoherence as a function of the number,  $n$ , of photons scattered from each atom. Scattering multiple photons causes the same time-evolution of decoherence as interaction with a thermal bath, and is theoretically similar to any situation where the quantum system undergoes multiple independent scattering events.

The heart of this experiment is the principle of complementarity, which forbids simultaneous observation of wave and particle behavior. Our results confirm that the atomic interference (a manifestly wave-like behavior) is destroyed when the separation of the interfering paths,  $d$ , exceeds the wavelength of the probe,  $\lambda$ , (i.e. when it is possible to identify which path the atom traversed). Building upon the simple framework of the single-photon which-way experiment, we can easily derive the effect of continuous atom-light interaction involving many independent scattered photons. Figure 1 summarizes our results.

In the photon scattering experiment, decoherence depends on quantum entanglement between an atom (which is referred to as the "system") and the final momentum of the scattered photons (which collectively constitute the "environment"). In a second experiment, we replaced the random process of photon scattering with a deterministic momentum transfer caused by a diffraction grating. In this case, loss of contrast still occurs, but less abruptly as a function of separation, and this de-phasing arises from a qualitatively different reason. The atom's own longitudinal momentum plays the role of the environment. This mechanism may not qualify as quantum decoherence, because entanglement between two degrees of freedom of a single particle can never demonstrate what Einstein referred to as "spooky action at a distance".

Finally, we studied how an atom's internal state controls its own decoherence rate. Because the same environment that causes decoherence can also optically pump atoms into an internal state which will no longer scatter laser light, the atom's internal (electronic) state can determine the rate of external (spatial) decoherence.

#### **Matter-wave index of refraction**

We measured the matter-wave index of refraction for Na waves passing through targets of Ar, N<sub>2</sub>, Kr, and Xe gases. In analogy to the transmission of light through materials, atom-waves passing through a dilute gas suffer a dispersive phase shift. We measure the ratio,  $\rho = \text{Re}(n)/\text{Im}(n)$ , of phase shift to amplitude attenuation.

We have observed oscillations in  $\rho$  as a function of Na velocity. Much theoretical work has been stimulated by our earlier measurements of  $\rho$  [SCE95], and there are conflicting predictions on the dependence of  $\rho$  on velocity [ADV95, FYK97]. The variance in the predictions arises because  $\rho$  is very sensitive to both long-range (>5 Angstrom) and medium-range (0.5 to 5 Angstrom) atom-atom interactions. By studying oscillations in  $\rho$  (which have never before been observed) we hope to constrain the theoretical models of van der Waals molecular potentials.

#### **Electronic phase chopping**

We have prototyped a novel atom optic, which we are using for dispersion compensation. Velocity multiplexing using a pair of slotted wheels was previously proposed for improving experiments on dispersive interactions [HPC95]. While this could improve absolute measurements of atomic polarizability [ESC95], spinning mechanical disks have disadvantages such as: vibrations, reliability, mechanical timing alignment, and a reduction of atom flux to  $1/4$ . Our new dispersion compensation method uses two compact

electric-field gradients, which can be electronically pulsed to give a variable phase shift to atoms with different velocity. This technology should retain 100% of the atom flux, be widely tunable, and ultimately improve measurement accuracy for any dispersive phase shift.

### **References**

[FYK97] R.C. Forrey, L You, V. Kharchenko, and A. Dalgarno, "Refining Molecular Potentials Using Atom Interferometry", Phys. Rev. A 55, p R3311 (1997)

[ADV95] E.Audouard, P. Duplaa, and J. Vigue, "Glory and Resonance Effects in the Index of Refraction for Atomic Waves", Europhys. Lett. 32 pg 397 (1995)

[SCE95] J. Schmiedmayer, M.S. Chapman, C.R. Eksrom, T.D.Hammond, S.Weinger, and D.E. ritchard, "Index of Refraction of Various Gases for Sodium Matter Waves", Phys. Rev. Lett. 74 pg 1043 February (1995)

[CHL95] M.S. Chapman, T.D. Hammond, A.L. Lenef, J.Schmiedmayer, R.A.Rubenstein, E.Smith, and D.E.Pritchard, "Photon Scattering from Atoms in an Atom Interferometer: Coherence Lost and Regained" Phys. Rev. Lett. 75 pg. 3783 (1995)

[ESC95] C.R.Ekstrom, J.Schmiedmayer, M.S. Chapman, T.D.Hammond, and D.E.Pritchard, "Measurement of the Electric Polarizability of Sodium with an Atom Interferometer" Phys. Rev. A 51 pg. 3883 (1995)

[HPC95] T.D. Hammond, D.E. Pritchard, M.S. Chapman, A. Lenef, and J. Schmiedmayer,. "Multiple Velocity Selection for Precision Matter Wave Interferometry", Appl. Phys. B 60, 193 (1995)

### **Publications in Peer-Reviewed Journals:**

D.A. Kokorowski, A.D. Cronin, T.D. Roberts, and D.E. Pritchard, "From Single to Multiple-Photon Decoherence in an Atom Interferometer" PRL 86 2191, (2001), quant-ph/0009044

D. E. Pritchard, A. D. Cronin, S. Gupta, D.A.Kokorowski, "Atom Optics: Old Ideas, Current Technology, and New Results" Ann. Phys. 10 35, (2001)

S. Gupta, A.E. Leanhardt, A.D. Cronin, and D.E. Pritchard, "Coherent Manipulation of Atoms with Standing Light Waves" C.R. Acad.Sci. IV 479, (2001)

E.T. Smith, A. Dhirani, D.A. Kokorowski, R.A. Rubenstein, T.D. Roberts, H. Yao and D.E. Pritchard, "*Velocity Rephased Longitudinal Momentum Coherences with Differentially Detuned Separated Oscillatory Fields*" Phys. Rev. Lett. **81**, 1996-1999 (1998).

D.E. Pritchard, M.S. Chapman, T.D. Hammond, D.A. Kokorowski, A. Lenef, R.A. Rubenstein, E.T. Smith and J. Schmiedmayer, "*Atom Interferometers and Atomic Coherence*" Akademie Verlag. Fortschritte der Physik-Progress of Physics, vol.46, no.6-8, pp.801-8. Germany, 1998.

D.E. Pritchard, R.A. Rubenstein, A. Dhirani, D.A. Kokorowski, E.T. Smith, T.D. Hammond and B. Rohwedder, "*Longitudinal Atom Optics using Localized Oscillating Fields: A Fully Quantum Mechanical Treatment*" Phys. Rev. A (Submitted) (1998).

D.E. Pritchard, M.S. Chapman, C.R. Ekstrom, T.D. Hammond, D.A. Kokorowski, A. Lenef, R.A. Rubenstein, J. Schmiedmayer and E.T. Smith, "*Interferometry with atoms and molecules: a tutorial*" in Proceedings of SPIE Conference on Atom Optics, San Jose, CA, USA, 1997.

AAMOP book J. Schmiedmayer, M.S. Chapman, C.R. Ekstrom, T.D. Hammond, D.A. Kokorowski, A. Lenef, R.A. Rubenstein, E.T. Smith and D.E. Pritchard. in *Atom Interferometry*, Advances in Atomic and Molecular Physics, p. 2-83, edited by P.R. Berman (Academic Press, San Diego, 1997).

C.E. Wieman, D.J. Wineland and D.E. Pritchard, "*Atom Cooling, Trapping and Quantum Manipulation*" Rev. Mod. Phys. (Centennial Issue).

D.A. Kokorowski, A. Dhirani, T.D. Hammond, B. Rohwedder, R.A. Rubenstein, E.T. Smith and D.E. Pritchard, "*Fully Quantized Treatment of Molecular Beam Resonance*" Akademie Verlag. Fortschritte der Physik-Progress of Physics, vol.46, no.6-8, 1998, pp.849-53. Germany.

A. Dhirani, D.A. Kokorowski, R.A. Rubenstein, T.D. Hammond, B. Rohwedder, E.T. Smith and D.E. Pritchard, "*Determining the Density Matrix of a Molecular Beam Using a Longitudinal Matter Wave Interferometer*" J. Mod. Opt. **44**, 2583-2589 (1997).

T.D. Hammond, M.S. Chapman, A. Lenef, J. Schmiedmayer, E.T. Smith, R.A. Rubenstein, D.A. Kokorowski and D.E. Pritchard, "*Matter-Wave Index of Refraction, Inertial Sensing, and Quantum Decoherence in an Atom Interferometer*" Braz. J. Phys. **27**, 193-213 (1997).

D.A. Kokorowski, A. Dhirani, T.D. Hammond, B. Rohwedder, R.A. Rubenstein, E.T. Smith and D.E. Pritchard, "*Atomic beam propagation effects: index of refraction and longitudinal tomography*" in Proceedings of SPIE Conference on Atom Optics, San Jose, CA, USA, 1997.

D.A. Kokorowski and D.E. Pritchard, "*Longitudinal Quantum Beam Tomography*" J. Mod. Opt. **44**, 2575-2581 (1997).

A. Lenef, T.D. Hammond, E.T. Smith, M.S. Chapman, R.A. Rubenstein and D.E. Pritchard, "*Rotation Sensing with an Atom Interferometer*" Phys. Rev. Lett. **78**, (1997).

### **Recent Conference Presentations with Abstracts:**

DAMOP 2000: APS meeting, Storrs, CT June 14, 2000  
Summer School on Atom Interferometry, Cargese, France, July 14, 2000  
Colloquium, Williams College, Williamstown, MA., October 13, 2000  
Modern Optics and Spectroscopy Seminar, MIT, Cambridge, MA November 7, 2000  
Colloquium, University of Connecticut, Storrs CT, November 20, 2000  
Colloquium, University of Puget Sound, Tacoma, WA November 27, 2000  
Coherent Spectroscopy Seminar, University of Washington, Seattle, WA, Nov. 29, 2000  
Physics Colloquium, Whitman College, Walla Walla, WA, December 1, 2000  
100 Years of Quantum Theory Conference, Vienna, Germany, December 2000  
Physics of Quantum Electronics Conference, Snowbird, UT, January 8, 2001  
DAMOP 2001: APS meeting, London, Ontario May 2001  
Colloquium, University of Rochester, November 2001

### **Popular Press on Our Research:**

- [2] Articles on recent work performed by our interferometer group have appeared in AIP Physics Bulletin on Physics News, P.F. Schewe, B. Stein, Jan. 4, 1996; T. Sudbery, Nature **379** (1996) 403; J. Hecht, Laser Focus World **32** (1996) 20; D. H. Freedman, Discover **17** (1996) 58; Physics Today **50** (1997) 9; C. Seife, Science **275** (1997) 931; P. Yam, Scientific American, June 1997, 124. R. Pool, Discover, December 1997, 103., M. Browne, NY Times (Science Section) August 15, 1995. *It's a Molecule. No, it's more like a wave.*

### **Scientific personell supported by this project:**

GRADUATE (Ph.D.): Tony Roberts (PhD expected early 2002), David Kokorowski 2001, Edward T. Smith, 1998; Richard Rubenstein 1998, Troy D. Hammond, 1997;

UNDERGRADUATE (B.S.): Peter Finin 2001, Martin Tiberg 2000, Roland Nhan Van Nguyen, 1998; Huan Yao, 1997;

POSTDOCTORAL ASSOCIATIONS: Al-Amin Dhirani, Alex Cronin

**FIGURES:**

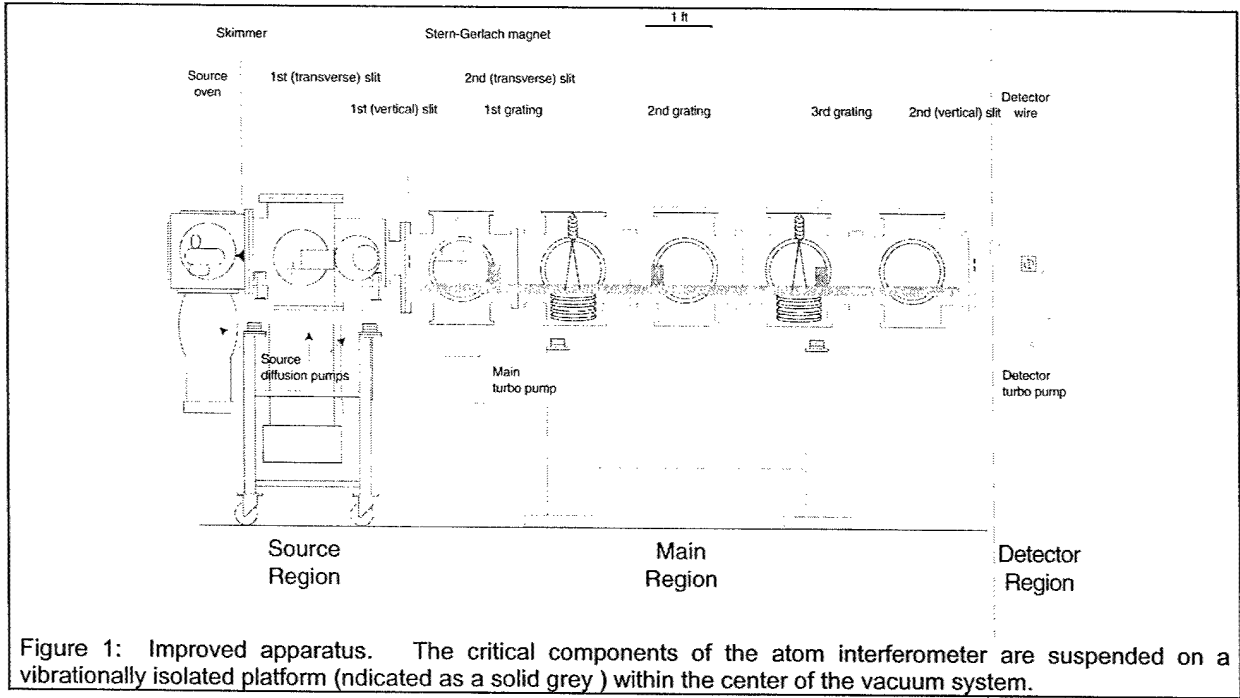


Figure 1: Improved apparatus. The critical components of the atom interferometer are suspended on a vibrationally isolated platform (indicated as a solid grey) within the center of the vacuum system.

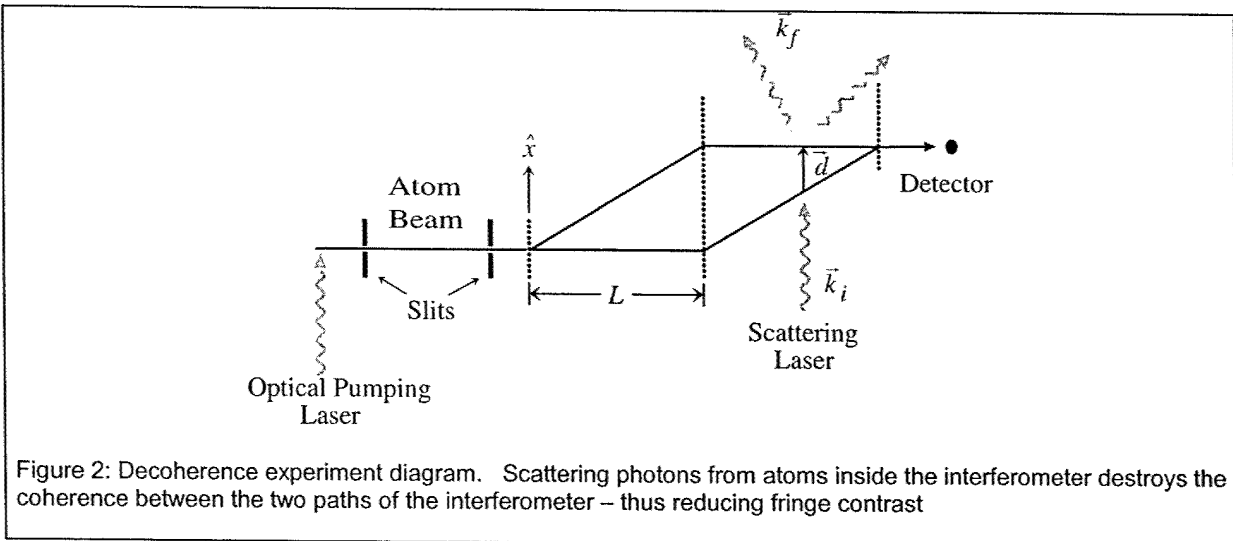
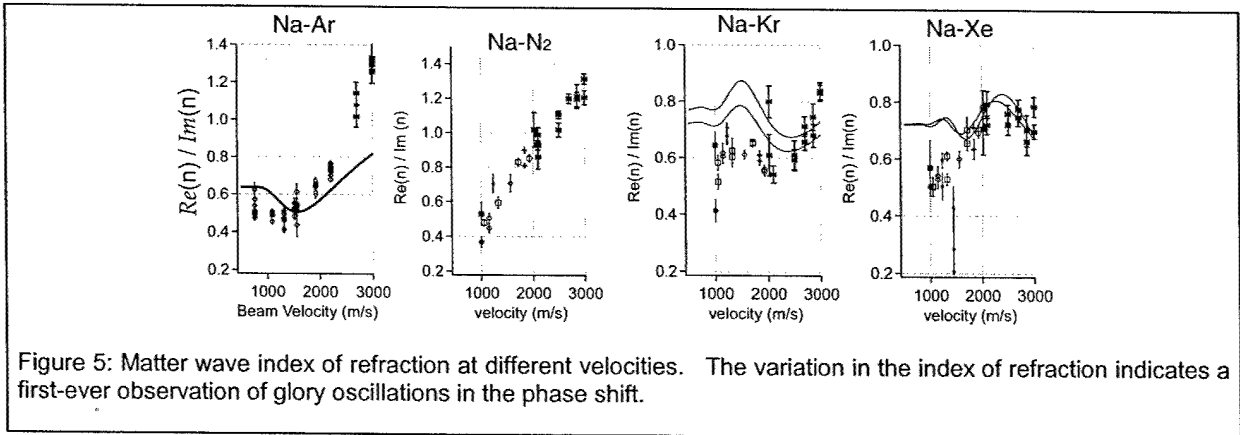
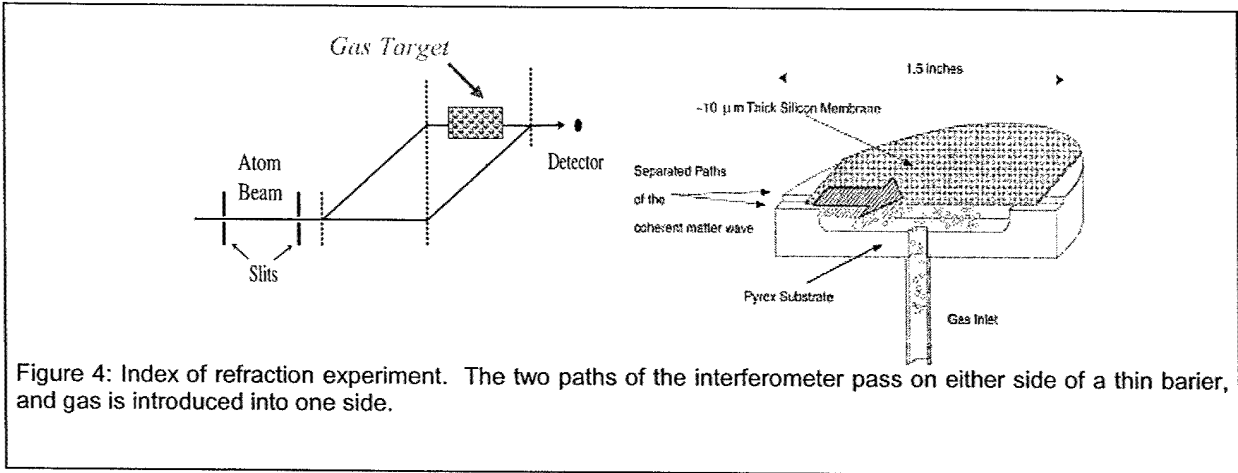
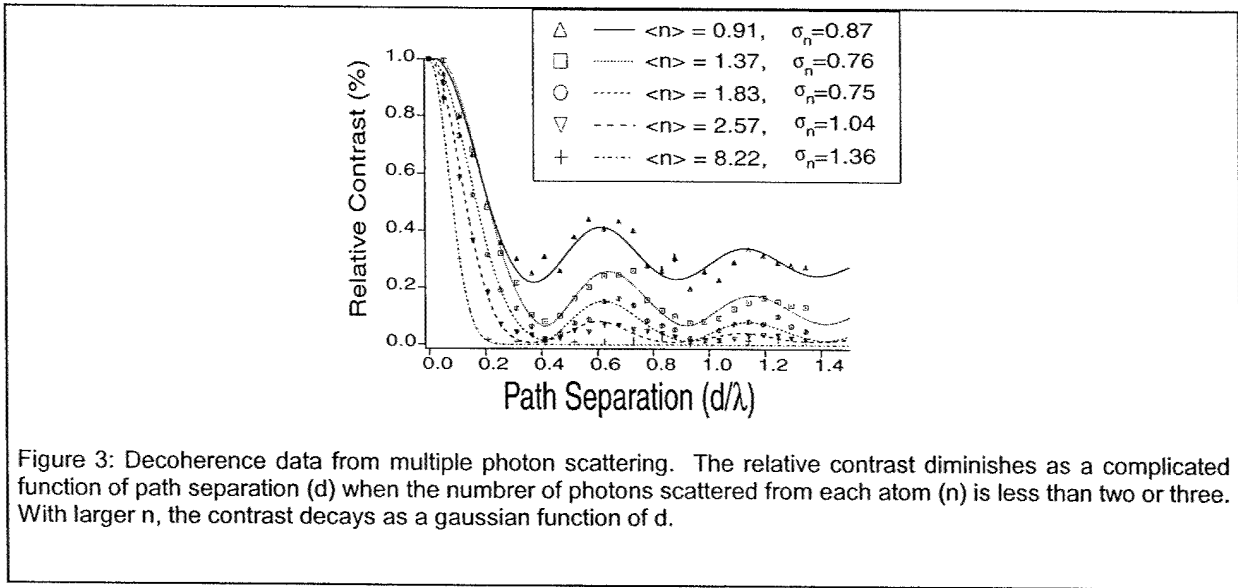


Figure 2: Decoherence experiment diagram. Scattering photons from atoms inside the interferometer destroys the coherence between the two paths of the interferometer – thus reducing fringe contrast



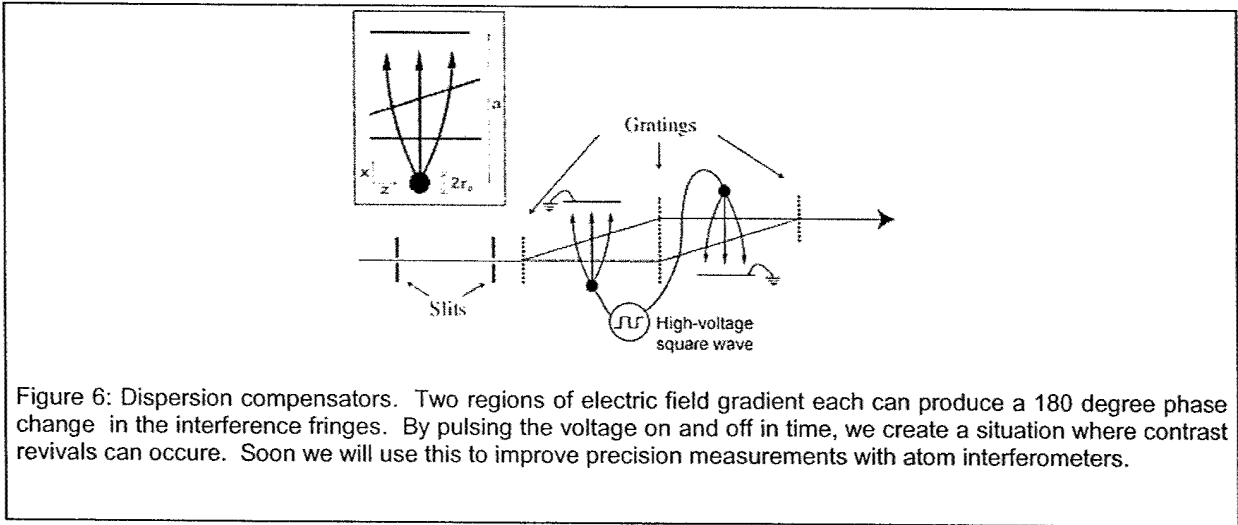


Figure 6: Dispersion compensators. Two regions of electric field gradient each can produce a 180 degree phase change in the interference fringes. By pulsing the voltage on and off in time, we create a situation where contrast revivals can occur. Soon we will use this to improve precision measurements with atom interferometers.

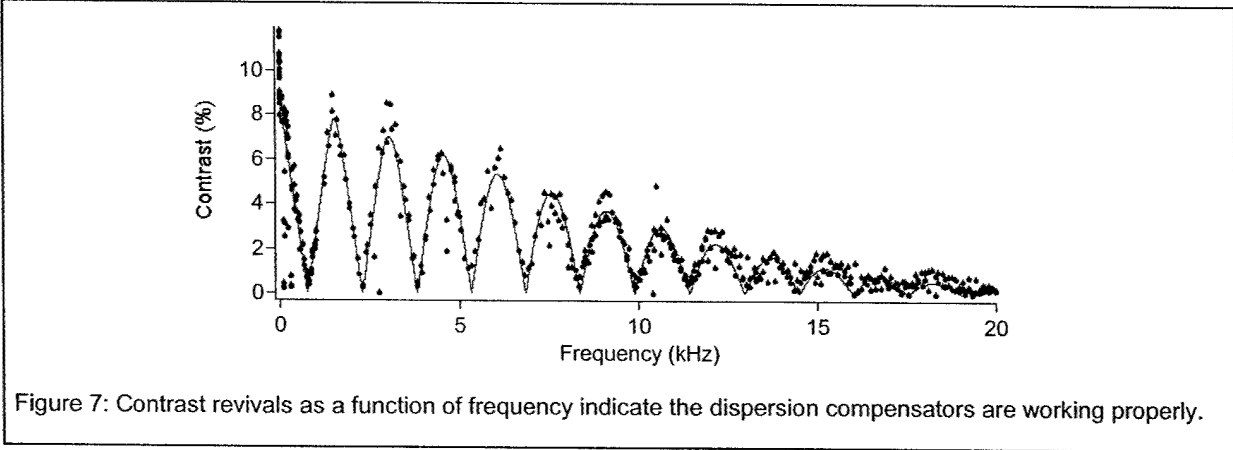


Figure 7: Contrast revivals as a function of frequency indicate the dispersion compensators are working properly.