

REPORT DOCUMENTATION PAGE

Form Approved
OMB No. 0704-0188

Public reporting burden for this collection of information is estimated to average 1 hour per response, including the time for reviewing instructions, searching data sources, gathering and maintaining the data needed, and completing and reviewing the collection of information. Send comments regarding this burden estimate or any other aspect of this collection of information, including suggestions for reducing this burden to Washington Headquarters Service, Directorate for Information Operations and Reports, 1215 Jefferson Davis Highway, Suite 1204, Arlington, VA 22202-4302, and to the Office of Management and Budget, Paperwork Reduction Project (0704-0188) Washington, DC 20503.

PLEASE DO NOT RETURN YOUR FORM TO THE ABOVE ADDRESS.

1. REPORT DATE (DD-MM-YYYY) 06-30-2003		2. REPORT DATE Final technical		3. DATES COVERED (From - To) 05-15-1997 to 12-31-2002	
4. TITLE AND SUBTITLE The Effectiveness of User Models in Reducing Cognitive Load, Final Progress Report				5a. CONTRACT NUMBER N00014-97-1-0578	
				5b. GRANT NUMBER	
6. AUTHOR(S) Chin, David N. and Crosby, Martha E.				5c. PROGRAM ELEMENT NUMBER	
				5d. PROJECT NUMBER	
				5e. TASK NUMBER	
				5f. WORK UNIT NUMBER	

7. PERFORMING ORGANIZATION NAME(S) AND ADDRESS(ES)

University of Hawaii
2530 Dole Street Sakamaki Hall D 200
Honolulu, HI 96822

20030812 124

9. SPONSORING/MONITORING AGENCY NAME(S) AND ADDRESS(ES)

Office of Naval Research
Regional Office Seattle
1107 NE 45th Street Suite 350
Seattle, WA 98105-4631

ONR

11. SPONSORING/MONITORING AGENCY REPORT NUMBER

12. DISTRIBUTION AVAILABILITY STATEMENT

Freely distributable with no restrictions

DISTRIBUTION STATEMENT A
Approved for Public Release
Distribution Unlimited

13. SUPPLEMENTARY NOTES

14. ABSTRACT

We strive to improve human performance through the adaptive filtering of information. The research results will help guide the design of future crisis/battlefield management interfaces. Our experiments show: 1) eye fixations can be used as a measure of cognitive load in simple visual search tasks, 2) hand and finger pressures on a mouse indicate cognitive load in target selection tasks, 3) mouse click signatures can be used for continuous identity verification, 4) nested objects are significantly more difficult to count than adjacent objects, 5) performance decreases significantly with both map complexity and task complexity, 6) up to three static distractors make no difference in map route finding performance, 7) increasing numbers of moving distractors decreases map route finding performance, 8) having one distractor at a time move makes no difference in map route finding performance, 9) judgment of ratios is significantly easier when presented two-dimensionally rather than linearly, 10) training in one graphic data model style does not transfer to other graphic styles.

15. SUBJECT TERMS

cognitive load, information filtering, crisis management, pressure mouse, eye fixations, visual search, target selection

16. SECURITY CLASSIFICATION OF:			17. LIMITATION OF ABSTRACT	18. NUMBER OF PAGES	19a. NAME OF RESPONSIBLE PERSON
a. REPORT	b. ABSTRACT	c. THIS PAGE			Chin, David N.
U	U	U	UU	8	19b. TELEPHONE NUMBER (Include area code) 808-956-8162

FINAL PROGRESS REPORT

PROJECT TITLE: The Effectiveness of User Models in Reducing Cognitive Load

PRINCIPAL INVESTIGATOR: David N. Chin (e-mail: chin@hawaii.edu)

INSTITUTION: University of Hawaii at Manoa

AWARD #: N00014-97-1-0578

REPORTING PERIOD: 15 May 1997 - 31 December 2002 (5 years 7.5 months)

AWARD PERIOD: 1 May 1997 - 31 December 2002

OBJECTIVE:

We strive to improve human performance through the adaptive filtering of information.

APPROACH:

We conducted a series of empirical studies to determine what factors impact human performance when users extract and use information obtained from complex computer displays. In order to understand how users extract relevant information, we first needed to understand the nature of complexity in computer displays. Our initial studies showed that complexity in computer displays is a function of both the task and the individual. What may be easy for one person is hard for another and what is easy at one time for a person may be hard for the same person at another time. If we can determine the complexity of a computer display for a user at any particular time, then we can instantaneously adapt the display to optimize information throughput for this user's current capabilities. To do this, we must provide the computer with information about the state of the user. Our measurements of the user are done with an array of different physiological sensors as different sensors give different information for different tasks. Understanding how users extract information is facilitated by eye-movement studies. The type of tasks we investigated included searching for information [b2, b6, b8, p10], making decisions (information veracity and finding optimal routes) [j5, j11, b7, b8, b12, p2, p5, p8, p10, p14, p15, p16], understanding text (especially native vs. second language readers) [j3, j6, j8, j7, j9, j13, p26] and comprehending computer programs [b2, p13]. Information on the computer displays that we studied included maps (icons and routes) [b10], procedural instructions, computer programs, games [p4, p20], web sites [b1, p2, p7, p10, p14, p18, p19, p32, p38], and judgments of proportions (fractions) with different visualizations [b3, b9, p22, p31].

ACCOMPLISHMENTS (entire grant period):

We built various instrumented experimental software test-beds, including the EMI (Evaluating Multi-user Interfaces) crisis-management test-bed [b11] and the MTF (Moving Target Fractions) reconfigurable test-bed [b13, p17], which is capable of being reconfigured to handle any number of event-driven inputs (either in the test-bed or via serial ports or over TCP/IP networks) simply by editing a text file (in XML format).

Even the testbed application can be easily changed. Using these test-beds, we performed experiments with human participants that found filtering of background complexity in maps during optimal route finding was helpful overall. However, we found considerable individual differences in both the users' search strategies and their perception of task complexity [j11, j12, b6, b13]. The strong individual differences inspired us to look for ways to measure these differences and to break the problem down into its components. This strategy helped us understand the complexity of the basic building blocks before recombining them into larger problems. The basic building blocks we studied included text (labels in maps), graphs (road networks), and icons.

To provide the computer information about individuals in a continuous unobtrusive manner so that the computer can adapt the presentation of information to the individual user, we designed new physiological sensors, including a Pressure Mouse (a regular computer mouse instrumented with pressure transducers on the body and buttons) and finger clips to measure galvanic skin response (GSR), blood flow and

skin/ambient temperatures and associated electronics for input of the measurements into a computer as shown in Figure 1 [b4, p4, p9, p12, p20]. Using the test-bed software, we controlled for the cognitive difficulty of tasks and found correlations in the physiological measures. We combined these biosensor measurements algorithmically in real-time into a number of “gauges” that represent different aspects of the user’s state including arousal & stress, perceptual & motor load, and cognitive difficulty. These biosensors allow us to measure differences among people (e.g., the Pressure Mouse can distinguish between people in 2-3 mouse clicks) as well as differences in a single person as their cognitive state changes over time.



Figure 1. Pressure Mouse and finger/wrist sensors with A/D opto-isolation electronics.

We investigated the basic building blocks of computer displays by conducting empirical studies of text, specifically finding and judging the veracity of information, understanding procedural instructions and understanding simple computer programs [p13]. We found that even non-experts could reliably judge the veracity of domain information on the Web if the non-experts had had some instruction in general search and veracity judgment skills [p10]. For understanding procedural instructions and computer programs, we found the format (especially indenting following the logical nesting of the instructions/programs) was significant in influencing understanding. We also found that we could recognize experts versus novices simply from noting that experts fixated longer on the most salient text. We could also distinguish native versus second-language readers based on both the reader’s scan patterns and the mouse usage patterns. We found added cognitive load from split attention when text and associated graphics were placed even a little bit apart. We also found that most readers had trouble comprehending graphics without meaningful labels and some readers did not even fixate on any graphics at all.

We studied the difficulty of finding and enumerating multiple arrow targets (similar to airplane depictions in radar screens) in static displays with varying difficulty of backgrounds (no distractors, obliquely oriented arrows and the more difficult oppositely oriented arrows) as shown in Figure 2 [b6]. The inspection patterns of fixations supported the idea that pre-attentive processes play a substantial role when targets are few in number, easy to locate and easy to discriminate from each other. Our results provide evidence for the operation of holistic enumeration processes that work pre-attentively at least in arrays with no distractors. When we added color to orientation of distractors using elongated ovals (similar to the depiction of ships), we found similar results. We next studied the influence of visual layout by performing empirical studies of enumerating nested versus adjacent squares and found that adjacent squares were significantly easier to process.

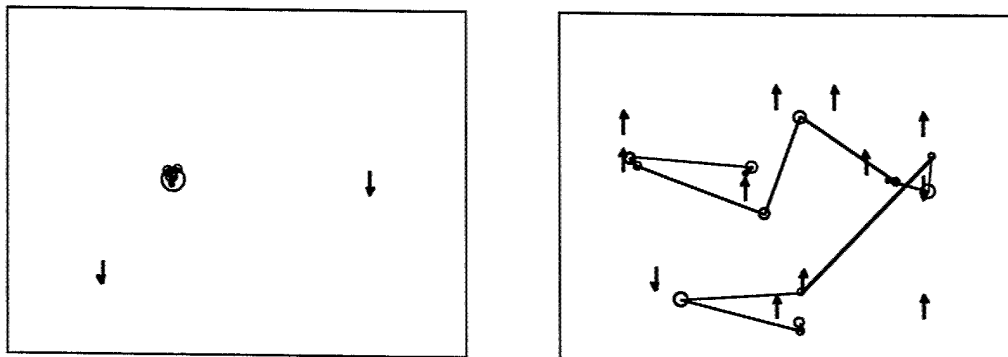


Figure 2. No distractors versus complex distractors.

We studied the perception of proportions (essential for gestalt understanding of maps) by empirical studies of proportion comparison judgments using various representations of proportions including two pairs of lines (either parallel or perpendicular pairs) or two rectangles. The rectangles were far easier to compare than perpendicular lines, which in turn were easier than parallel lines. We repeated the experiment with different shapes like ovals and circles. We found only slight differences. Very importantly, we found significant correlations between mean fixation durations in each area and complexity (both number of targets and background complexity) in all enumeration and proportion judgment tasks. This is a new, easy-to-calculate measure of cognitive load in these types of visual search tasks.

In order to test our biosensors, we wanted to add stress to the perception. Using a game of preventing the spread of an infectious disease (this was long before SARS), the user has to click (representing treatment) on a square before some time limit from the start of infection in that square to prevent the spread of disease to the neighboring squares. Over time, increasing numbers of random squares become infected. The user was given information about the progress of disease in each square by either changing color from green to red as in Figure 3, giving a changing ratio (numeric fraction), or filling in a square. We found the filling square more effective than the changing color, which was much more effective than the ratios [b3, p20].



Figure 3. Virus contamination task.

To determine whether cognitive load can be detected with our new biosensors, we designed a game where users have to click on only those fractions greater than $1/3$. As shown in Figure 4, the fractions are in ovals that float in various directions across the screen. Correct selections turn green and increase the user's score while incorrect selections or missed selections (that leave the screen) turn red and decrease the user's score. Cognitive load can be controlled by changing the difficulty of fractions (e.g., $3/4$ is easier to judge than $6/17$) and/or by changing the rate of new fractions and/or the speed of fractions (all changeable by editing text parameters in MTF's XML file). We found correlations between the physiological measures and obvious workload measures of the task as shown in Figure 5 [b4, p4, p17].

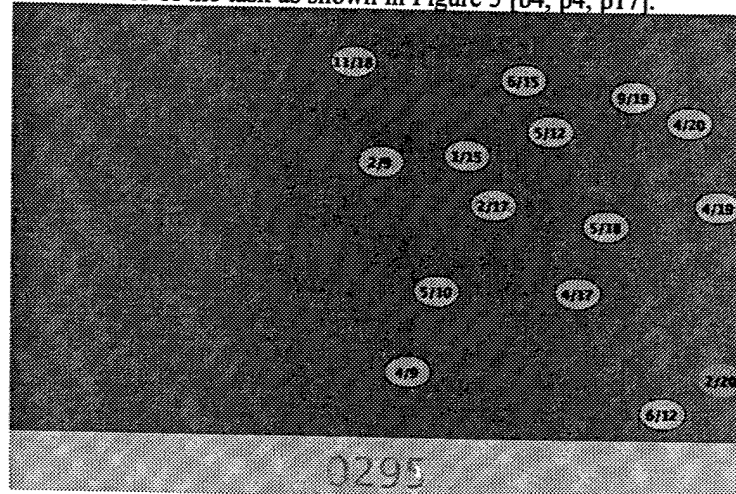


Figure 4. MTF testbed with fractions floating across the screen and the score on the bottom.

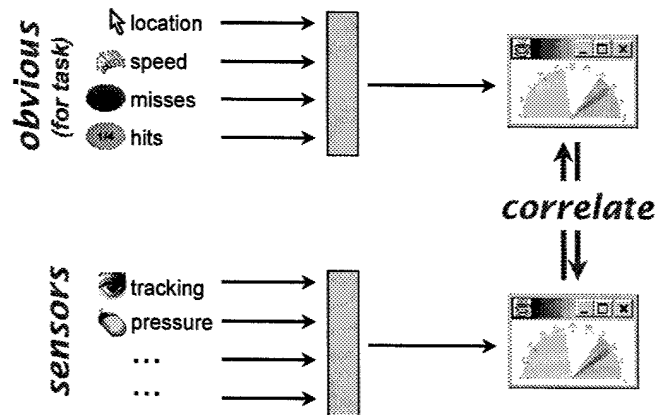


Figure 5. Correlation of biosensors with obvious task workload measures.

After detecting cognitive workload in real-time, various user interface adaptation techniques can be applied such as information filtering [b2, b4] or adapting the presentation of information to the user's cognitive load instead of or in addition to other user characteristics [j5, j6, j8, b5, b11].

SIGNIFICANCE:

The research supported by this project has produced results that will help guide the design of future crisis management and battlefield management interfaces. In particular, our completed experiments show:

- 1) Eye fixation durations are strongly correlated with both background complexity and number of targets in a simple visual search task. So eye fixation durations, which are very easy to calculate, can be used as a measure of cognitive load in simple visual search task and possibly in other types of tasks.
- 2) Hand and finger pressures on a mouse are correlated with cognitive load in target selection tasks. So hand and finger pressures on a mouse, which can be collected in a completely unintrusive manner, can be used as a measure of cognitive load in simple target selection tasks.
- 3) Finger pressures during a mouse click are highly individual. Within three to five clicks, identification of the individual using the mouse can be established to 90% accuracy. So click signatures can be used to help establish the identity of the user much like other biometric identification technologies. The advantage of this biometric is that it is much cheaper than other biometrics like fingerprint/handprint or retinal scanners, although it is also less accurate than these alternatives.
- 4) Nested objects are significantly more difficult to count than adjacent objects.
- 5) Performance significantly decreases with both map complexity and task complexity.
- 6) Up to three static distractors make no difference in map route finding performance.
- 7) Increasing numbers of moving distractors correlates with decreasing map route finding performance.
- 8) Having one distractor move at a time makes no difference in map route finding performance.
- 9) Judgments of ratios (represented by line length) are significantly easier when the lines are presented two-dimensionally (as rectangles) rather than linearly.
- 10) Training in one graphic data model style does not transfer readily to other graphic styles even for related models.

PUBLICATIONS, AWARDS AND PATENTS (entire grant period):

PEER-REVIEWED JOURNAL PUBLICATIONS:

- j1. Chin, D. N. and Crosby, M. E. (2002). Introduction to the Special Issue on Empirical Evaluation of User Models and User Modeling Systems. *User Modeling and User-Adapted Interaction* 12(2-3), 105-109.
- j2. Iding, M., Crosby, M. E. and Speitel, T. (2002). Teachers and Technology: Beliefs and Practices. *International Journal of Instructional Media* 29(2).

- j3. Iding, M., Klemm, E. B., Crosby, M. E. and Speitel, T. (2002). Interactive Texts, Figures and Tables for Learning Science: Constructivism in Text Design. *International Journal of Instructional Media* 29(4), 441-452.
- j4. Chin, D. N. (2001). Empirical Evaluation of User Models and User-Adapted Systems. *User Modeling and User-Adapted Interaction* 11(1/2), 181-194.
- j5. Chin, D. N. (2000). Planning Intelligent Responses in a NL System. *Artificial Intelligence Review* 14(4/5), 277-281.
- j6. Chin, D. N. (2000). Strategies for Expressing Concise, Helpful Answers. *Artificial Intelligence Review* 14(4/5), 333-350.
- j7. Vick, R., Crosby, M. E. and Ashworth, D. (2000). Japanese and American Students Meet on the Web: Collaborative Language Learning through Everyday Dialogue with Peers. *Computer Assisted Language Learning* 13(3), 199-219.
- j8. Wilenksy, R., Chin, D. N., Luria, M., Martin, J., and Mayfield, J. (2000). The UNIX Consultant project. *Artificial Intelligence Review* 14(1-2), 43-88.
- j9. Nordbotten, J. and Crosby, M. E. (1999). The Effect Of Graphic Style on Data Model Interpretation. *Information Systems Journal* 9(2), 139-155.
- j10. Chin, D. N. (1997). The Fifth International Conference on User Modeling. *AI Magazine* 18(3), pp. 85-86.
- j11. Crosby, M. E. and Iding, M., (1997). A Comparison of Two Individual Differences Measures and Performance on a Multimedia Tutor for Learning Physics. *Computers and Education*, 29(23), 127-136.
- j12. Crosby, M. E. and Iding, M., (1997). The Influence of Cognitive Styles on the Effectiveness of a Multimedia Tutor. *Computer Assisted Language Learning*, 10(4), 375- 386.
- j13. Matsunaga, S. and Crosby, M. E. (1997). The Relationship between Spatial Ability of Native Speakers of Japanese and Their Coding Strategy when Reading Kanji. *Computer Assisted Language Learning*, 10(4), 321-338.

BOOKS OR BOOK CHAPTERS:

- b1. Goldman, R., Crosby, M. E., Swan, K. and Shea, P. (In Press). Qualitative Research Methods for Understanding Learning and Teaching in Asynchronous Learning Networks: The Need for Quisitive Research. In Hiltz, S. and Goldman, R. (eds.), *Asynchronous Learning Networks: The Research Frontier*. Mahwah, NJ: Lawrence Erlbaum Associates, Inc.
- b2. Quiroga, L. and Crosby, M. E. (In Press). Information filtering. In Woodward, G. (Ed.), *Encyclopedia of Human-Computer Interaction*. Great Barrington, MA: Berkshire Publishing Group LLC.
- b3. Crosby, M. E. and Sophian, C. (2003). Processing Spatial Configurations in Computer Interfaces. In Hyona, J., Radach, R. and Deubel, H. (Eds.), *The Mind's Eye: Cognitive and Applied Aspects of Eye Movement Research*. Amsterdam: Elsevier Science.
- b4. Ikehara, C. S., Chin, D. N., and Crosby, M. E. (2003). A Model for Integrating an Adaptive Information Filter Utilizing Biosensor Data to Assess Cognitive Load. In Brusilovsky, P., Corbett, A., and de Rosis, F. (Eds.), *User Modeling 2003*, 9th International Conference, Johnstown, PA, July, pp. 208-212. Berlin, Heidelberg, New York: Springer-Verlag.
- b5. Chin, D. N. and Porage, A. (2001). Acquiring user preferences for product customization. In Bauer, M., Gmytrasiewicz, P. and Vassileva, J. (Eds.), *User Modeling 2001*, 8th International Conference, July, Sonthofen, Germany, 95-104. Berlin, Heidelberg, New York: Springer-Verlag.
- b6. Crosby, M. E., Iding, M., and Chin, D. (2001). Visual search and background complexity: Does the forest hide the trees? *User Modeling 2001*, 8th International Conference, July, Sonthofen, Germany, 225-227. Berlin, Heidelberg, New York: Springer-Verlag.
- b7. Crosby, M. E., Iding, M. and Speitel, T. (2001). Capturing Students' Note-Taking Strategy with Audio Recording Techniques. In Smith, M. J., Salvendy, G., Harris, D. & Koubek, R. J. (Eds.), *Usability Evaluation and Interface Design: Cognitive Engineering, Intelligent Agents and Virtual Reality*, 327-331. Mahwah, NJ: Erlbaum.
- b8. Crosby, M. E., and Chin, D. N. (1999). Investigating User Comprehension of Complex Multi-User Interfaces. In Bullinger, H. J. and Ziegler, J. (Eds.), *Human-Computer Interaction: Ergonomics and User Interfaces*, Vol.1, 856 - 860, London: Lawrence Erlbaum Assoc.

- b9. Sophian, C. and Crosby, M. E. (1999). A Picture is Worth More Than Two Lines. In Bullinger, H. J. and Ziegler, J. (Eds.), *Human-Computer Interaction: Ergonomics and User Interfaces*, Vol. 1, pp. 376-380. London: Lawrence Erlbaum Assoc.
- b10. Vick, R. (1999). Redesign of Distributed Computer Mediated Collaborative (CMC) Systems. In H. J. Bullinger. and Ziegler, J. (Eds.), *Human-Computer Interaction: Ergonomics and User Interfaces*, Vol. 1, pp. 367-371, London:Lawrence Erlbaum Associates.
- b11. Chin, D. N. (1998). Intelligent Interfaces as Agents. In M. T. Maybury and Wahlster, W. (Eds.), *Readings in Intelligent User Interfaces*. Los Altos, CA: Morgan-Kaufmann.
- b12. Crosby, M. E. and Chin, D. N. (1997). Evaluating Multi-user Interfaces (EMI). In Smith, M., G. Salvendy and Koubek, R. (Eds.), *Design of Computing Systems: Social and Ergonomic Considerations*, Vol. 21B, 675-678. Amsterdam: Elsevier Science.
- b13. Nordbotten, J. and Crosby, M. E. (1997). Individual User Differences in Data Model Comprehension. In Smith, M., G. Salvendy and Koubek, R. (Eds.), *Design of Computing Systems: Social and Ergonomic Considerations*, Vol. 21B, 663-670. Amsterdam: Elsevier Science.
- b14. Stelovsky, J. and Crosby, M. E. (1997). A WWW Environment for Visualizing User Interactions with Java Applets. In Smith, M., G. Salvendy and Koubek, R. (Eds.), *Design of Computing Systems: Social and Ergonomic Considerations*, Vol. 21B, 755 - 758. Amsterdam: Elsevier Science.

TECHNICAL REPORTS: None

PRESENTATIONS, POSTERS AND ABSTRACTS (in refereed conference proceedings):

- p1. Crosby, M. E., Iding, M and Chin, D. N. (2003). Research on Task Complexity as a Foundation for Augmented Cognition. Proceedings of the 36th Hawaii International Conference on Systems Sciences, January 3-6 2003. Kona, HI.
- p2. Iding, M., Crosby, M. E., Auernheimer, B., Klemm, E. B. and Vick, R. (2003). Using the World Wide Web in the Classroom: Addressing Issues of Cognitive Load and Critical Evaluation Skills. To appear in the proceedings of SITE 2003. Albuquerque.
- p3. Iding, M., Stelovsky, J., and Crosby, M. E. (2003). Cognitive load and adaptive instructional designs for computer-based learning. Presented at IADIS (International Association for the Development of the Information Society) e-Society 2003 Conference, June, Lisbon, Portugal.
- p4. Ikehara, C. and Crosby, M. E. (2003). User Identification Based on the Analysis of the Forces Applied by a User to a Computer Mouse. Proceedings of the 36th Hawaii International Conference on Systems Sciences, January 3-6 2003. Kona, HI.
- p5. Klemm, E. B., Iding, M. and Crosby, M. E. (2003). Cognitive Load Criteria for Critical Evaluation and Selection of Web-Based Resources for Science Teaching. Presented at the 76th National Association for Research in Science teaching International Conference, Philadelphia. March 23-26.
- p6. Vick, R., Auernheimer, B., Crosby, M. E., and Iding, M. (2003). Enriching the Pedagogical Value of an Asynchronous HCI Course: Adding Value Through Synchronous Collaborative Knowledge Building To appear in the proceedings of HCI International 2003: Psychology and Cognitive Ergonomics Lawrence Erlbaum Associates, Inc.
- p7. Vick, R., Auernheimer, B., Crosby, M. E. and Iding, M. (2003). Collaborative E-Learning Across Institutions: Effects on End-User Satisfaction, Proceedings of SITE 2003. Albuquerque, NM.
- p8. Vick, R. Crosby, M. E., Auernheimer, B. and Iding, M. (2003). Emergence of Shared Mental Models During Distributed Teamwork: Integration of Distributed Cognition Traces Engineering. To appear in the proceedings of HCI International 2003: Psychology and Cognitive Ergonomics Lawrence Erlbaum Associates, Inc.
- p9. Crosby, M. E., Chin, D. N., Iding, M., Gersch, W., Ikehara, C. and Stelovsky, J. (2002). Augmented cognition and bionics research at the AMI laboratory. Hawaii Biometrics Conference, November 10-13.
- p10. Crosby, M. E., Iding, M., Auernheimer, B. and Klemm, E. (2002). Judging the Veracity of Web Sites. International Conference on Computers in Education (ICCE 2002), December, Auckland, New Zealand.
- p11. Crosby, M. E., Iding, M., and Klemm, E. (2002). Preservice teachers asses credibility and cognitive load associated with websites. Presented at e-Learn 2002 October 14-19, Montreal, Canada.
- p12. Crosby, M. E., Ikehara, C. and Chin, D. N. (2002). Measures of Real Time Assessment to use in Adaptive Augmentation. The 24th Annual Meeting of the Cognitive Science Society, August, Fairfax, VA.

- p13. Crosby, M. E., Scholtz, J. and Wiedenbeck, S., (2002). The Roles Beacons Play in Comprehension for Novice and Expert Programmers. Proceedings of the 14th Annual Workshop of the Psychology of Programming Interest Group, June, London, UK, pp. 58-73.
- p14. Iding, M., Auernheimer, B., Crosby, M. E. and Klemm, E. (2002). Guidelines for designing evaluations of web-based educational materials. Proceedings of the 35th Annual Hawaii International Conference on Systems Sciences (HICSS-35): Emerging Technologies Track, January, Waikoloa, HI. CD-ROM. Los Alamitos, CA: IEEE.
- p15. Iding, M., Auernheimer, B., Crosby, M. E., and Klemm, B. (2002). Users' confidence levels and strategies for determining web site veracity. Proceedings of the World Wide Web (WWW2002). Honolulu, HI.
- p16. Iding, M., Crosby, M. E., Auernheimer, B. and Klemm, E., (2002). Critical Evaluation Skills for Web-Based Information: Lies, Damned Lies and Web-Based Information. Proceedings of the World Conference on Educational Multimedia, Hypermedia and Telecommunications, (ED-Media 2002), June, Denver, CO, p. 20.
- p17. Stelovsky, J. and Aschwanden, C. (2002). Software Architecture for Unified Management of Event Notification and Stream I/O and Its Use for the Management of User Events. Proceedings of the 35th Annual Hawaii International Conference on Systems Sciences (HICSS-35): Emerging Technologies Track, January, Waikoloa, HI. CD-ROM. Los Alamitos, CA: IEEE.
- p18. Vick, R. M. (2002). Measuring Performance and Evaluating Progress in a Web-Based Synchronous Interactive Learning Environment. Proceedings of the 35th Annual Hawaii International Conference on Systems Sciences (HICSS-35): Emerging Technologies Track, January, Waikoloa, HI. CD-ROM. Los Alamitos, CA: IEEE.
- p19. Vick, R. M. (2002). Web-Based Resource Coordination for Effective Distributed Collaborative Decision Making. Poster Proceedings [CD-ROM; ISBN 1-880672-20-0]. WWW2002: The Eleventh International World Wide Web Conference, May, Honolulu, HI.
- p20. Crosby, M. E., Auernheimer, B., Aschwanden, C. and Ikehara, C. (2001). Physiological data feedback for application in Distance Education. Proceedings of Workshop on Perceptive User Interfaces, November, Orlando FL.
- p21. Crosby, M. E., Iding, M., and Speitel, T. (2001). Using Audio Recording Techniques to Capture Users' Strategy. Proceedings of the HCI International Conference 2001, August 6-10, New Orleans LA.
- p22. Crosby, M. E. and Sophian, C. (2001). Investigating the viewing of ratios and spatial proportions. Proceedings of ECEM11, August 2001, Turku, Finland.
- p23. Iding, M., Crosby, M. E. and Auernheimer, B. (2001). Does interactivity influence learning in web-based environments. In Fowler, W. and Hasebrook, J., Conference Proceedings for WEBNET 2001 World Conference on the WWW and Internet, 249-250.
- p24. Iding, M., Crosby, M. E., and Speitel, T. (2001). Do science materials and activities invite students as partners in a scientific enterprise? American Educational Research Association Annual Meeting, April, Seattle, WA.
- p25. Iding, M., Crosby, M. E., Speitel, T., Shimabuku, T., and Nguyen, T. (2001). Cooperative and collaborative learning in computer-based science instruction. Proceedings of the 34th Hawaii International Conference on System Sciences, January, Maui, HI.
- p26. Iding, M., Speitel, T., and Crosby, M. E. (2001). Machine interviewing for assessing student learning: Automatic interviewer and past recorder technology using audio recording techniques to capture users' strategy. Proceedings of World Conference on Computers and Education (WCCE 2001) July-August, Copenhagen.
- p27. Klemm, E.B., Iding, M., and Crosby, M. E. (2001). Polygraph diagrams for holistic visualization of data sets using multiple-units of analysis. Proceedings of the 34th Hawaii International Conference on System Sciences, January, Maui, HI.
- p28. Crosby, M. E., Klemm, E.B., and Iding, M. (2000). Human-computer interaction in educational multimedia: Then and now. Proceedings of WEBNET 2000, October, San Antonio TX, 33.
- p29. Iding, M., Crosby, M. E., and Speitel, T. (2000). Teachers and technology: Beliefs and practices. Conference of the American Educational Research Association (AERA).
- p30. Iding, M., Klemm, E. B., Crosby, M. E., and Speitel, T. (2000). Interactive illustrations for learning science: Constructivism in text design. National Association for Research in Science Teaching (NARST).

- p31. Sophian, C., and Crosby, M. E. (2000). What eye-movements tell us about ratios and spatial proportions. Symposium on Eye Tracking Research & Applications (ETRA), November, Palm Beach Gardens, FL, 115.
- p32. Speitel, T., Iding, M., Crosby, M. E., and Shimabuku, T. (1999). Computer-aided learner electronic portfolio software development. Webnet 99, World Conference on the WWW and Internet, October, Honolulu HI.
- p33. Speitel, T., Iding, M., Crosby, M. E., Nguyen, T., and Shimabuku, T. (2000). Media and connection database. Society for Information Technology and Teacher Education (SITE 2000) San Diego, CA.
- p34. Tillman, F., Alfonso, R., Crosby, M. E., and Farrell, C. (2000). The designs of reason: Teaching and learning in a graphic environment. 47th Annual Conference of the Far Western Philosophy of Education Society.
- p35. Chin, D. N. and Crosby, M. E. (1999). Evaluating the Effectiveness of User Models by Experiments. Tutorial presented at UM-99, the 7th International Conference on User Modeling, Banff, Canada, June 20.
- p36. Chin, D. N., Crosby, M. E., Porage, A. and Vick, R. (1999). The Effectiveness of User Models in Reducing Cognitive Load. Poster presented at UM-99, the 7th International Conference on User Modeling, Banff, Canada, June 20.
- p37. Tillman, F., Alfonso, R., Crosby, M. E. and Farrell, C. (1999). The Designs of Reason: Teaching and Learning in a Graphic Environment. In Proceedings of the 47th Annual Conference of the Far Western Philosophy of Education Society.
- p38. Vick, R. M. (1999). Assessment of distributed group working and learning through use of computer mediated collaborative systems. WebNet 99, World Conference on the WWW and Internet, October, Honolulu, HI.

JOURNAL AND ABSTRACT SUBMISSIONS: None

AWARDS, PATENT SUBMISSIONS, PATENTS ISSUED: None