

AD _____

Award Number: DAMD17-02-1-0601

TITLE: Synthesis of Targeted Drugs for Treating Breast Cancer

PRINCIPAL INVESTIGATOR: Jerald C. Hinshaw, Ph.D.

CONTRACTING ORGANIZATION: University of Utah
Salt Lake City, Utah 84102-1870

REPORT DATE: April 2003

TYPE OF REPORT: Annual

PREPARED FOR: U.S. Army Medical Research and Materiel Command
Fort Detrick, Maryland 21702-5012

DISTRIBUTION STATEMENT: Approved for Public Release;
Distribution Unlimited

The views, opinions and/or findings contained in this report are those of the author(s) and should not be construed as an official Department of the Army position, policy or decision unless so designated by other documentation.

20030904 100

REPORT DOCUMENTATION PAGE

Form Approved
OMB No. 074-0188

Public reporting burden for this collection of information is estimated to average 1 hour per response, including the time for reviewing instructions, searching existing data sources, gathering and maintaining the data needed, and completing and reviewing this collection of information. Send comments regarding this burden estimate or any other aspect of this collection of information, including suggestions for reducing this burden to Washington Headquarters Services, Directorate for Information Operations and Reports, 1215 Jefferson Davis Highway, Suite 1204, Arlington, VA 22202-4302, and to the Office of Management and Budget, Paperwork Reduction Project (0704-0188), Washington, DC 20503

1. AGENCY USE ONLY (Leave blank)	2. REPORT DATE April 2003	3. REPORT TYPE AND DATES COVERED Annual (1 Apr 02 - 31 Mar 03)	
4. TITLE AND SUBTITLE Synthesis of Targeted Drugs for Treating Breast Cancer		5. FUNDING NUMBERS DAMD17-02-1-0601	
6. AUTHOR(S): Jerald C. Hinshaw, Ph.D.			
7. PERFORMING ORGANIZATION NAME(S) AND ADDRESS(ES) University of Utah Salt Lake City, Utah 84102-1870 E-mail: jerald.hinshaw@hsc.utah.eduuu		8. PERFORMING ORGANIZATION REPORT NUMBER	
9. SPONSORING / MONITORING AGENCY NAME(S) AND ADDRESS(ES) U.S. Army Medical Research and Materiel Command Fort Detrick, Maryland 21702-5012		10. SPONSORING / MONITORING AGENCY REPORT NUMBER	
11. SUPPLEMENTARY NOTES			
12a. DISTRIBUTION / AVAILABILITY STATEMENT Approved for Public Release; Distribution Unlimited			12b. DISTRIBUTION CODE
<p>13. Abstract (Maximum 200 Words) (abstract should contain no proprietary or confidential information)</p> <p>New chemotherapeutic agents are needed for the improved treatment of breast cancer. In this proposal, we disclose a new approach to the design of anti-cancer drugs. Our method is to synthesize new drug conjugates that incorporate: (i) a specific breast cancer cell -targeting component; (ii) a rapid cell membrane translocating /nuclear localization moiety and; (iii) the capability to counter multi-drug resistance mediated by P-glycoprotein and related cellular efflux pumps. The conjugates are prepared in a few synthetic steps from available components. The goal is to demonstrate a proof-of-concept of the effectiveness of this multi-functional drug hypothesis.</p> <p>Specific cancer cell-targeted compounds have been prepared from the breast cancer drug doxorubicin. This cytotoxic agent is covalently linked to a synthetic arginine-glycine-aspartic acid peptidomimetic, which recognizes and binds to $\alpha_v\beta_3$ integrin. This receptor is overexpressed on the surface of breast cancer metastatic cells and tumors. The design also includes incorporation of the Tat peptide analog, $H_2N[arginine]_7COOH$, as a rapid cell membrane translocation and effective nuclear localization moiety. The new drugs will be evaluated in breast cancer cell-lines <i>in vitro</i> and <i>in vivo</i> using human breast cancer xenografts in nude mice.</p>			
14. SUBJECT TERMS: breast cancer treatment, $\alpha_v\beta_3$ ligands, targeted drugs, chemical synthesis			15. NUMBER OF PAGES 13
			16. PRICE CODE
17. SECURITY CLASSIFICATION OF REPORT Unclassified	18. SECURITY CLASSIFICATION OF THIS PAGE Unclassified	19. SECURITY CLASSIFICATION OF ABSTRACT Unclassified	20. LIMITATION OF ABSTRACT Unlimited

Table of Contents

Cover.....	1
SF 298.....	2
Table of Contents.....	3
Introduction.....	4
Body.....	4
Key Research Accomplishments.....	9
Reportable Outcomes.....	9
Conclusions.....	9
References.....	9
Appendices.....	10

A. Introduction

In this program, we are examining a new approach to the design of anti-cancer drugs that is directed toward (i) improving cytotoxic action against cancer cells, (ii) reducing unwanted systemic side effects, (iii) counteracting multi-drug resistance, and (iv) targeting and destroying metastatic cells as well as tumors more effectively.

Our plan is to synthesize new drug conjugates that incorporate a specific breast cancer cell targeting component, a rapid cell membrane translocating/nuclear localization moiety, and the capability to counter multi-drug resistance mediated by P-glycoprotein and related cellular efflux pumps. The conjugates will be prepared in a few synthetic steps from available intermediates. The goal is to demonstrate a proof-of-concept of the effectiveness of this multi-functional drug hypothesis.

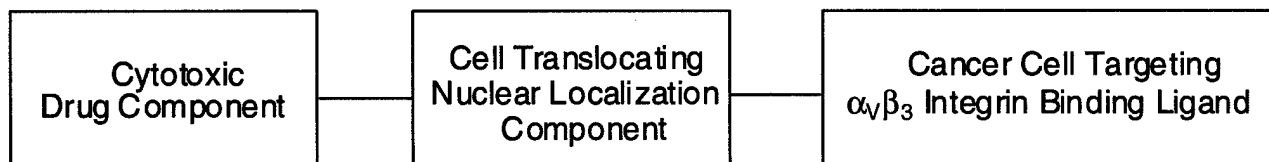
Specific cancer cell-targeted compounds are being prepared from the breast cancer drug doxorubicin. This cytotoxic agent is covalently linked to a synthetic arginine-glycine-aspartic acid peptidomimetic, which recognizes and binds to $\alpha_v\beta_3$ integrin overexpressed on the surface of breast cancer metastatic cells and tumors. The design also incorporates the Tat peptide analog, $H_2N[\text{arginine}]_7\text{COOH}$, as a rapid cell membrane translocation and effective nuclear localization moiety. Because the targeted conjugates will be rapidly directed into the cell nucleus for efficient cytotoxic effects, the drugs may escape cytoplasmic cleansing, which is mediated by cellular efflux pumps thereby abrogating an important multi-drug resistance mechanism. The new drugs will be evaluated in breast cancer cell-lines *in vitro* and *in vivo* using human breast cancer xenografts in nude mice.

B. Body

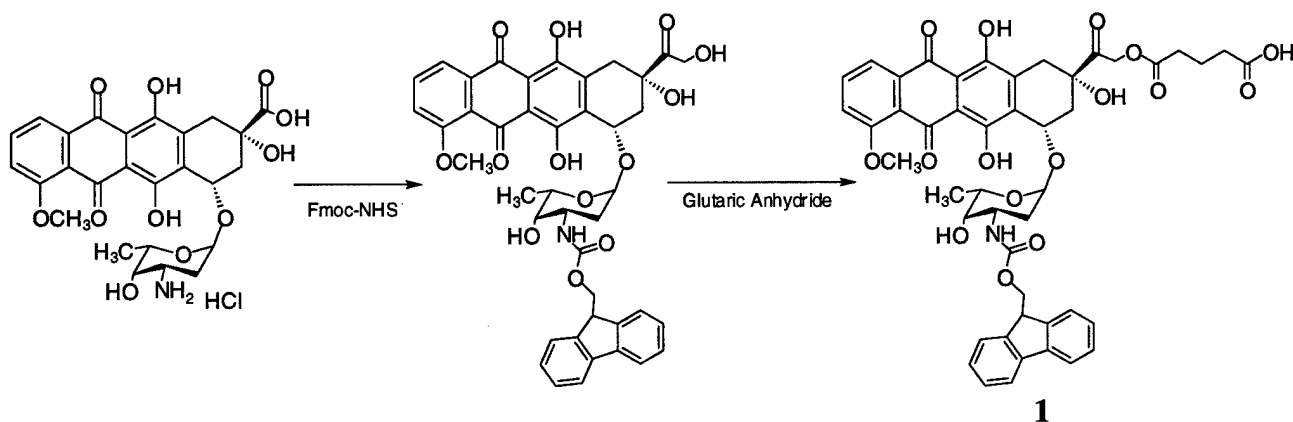
This section describes research accomplishments to date associated with the tasks outlined in the original award application.

Task 1. Synthesize several covalent conjugates utilizing the anti-tumor drugs doxorubicin and paclitaxel, which are linked to a cell translocating/nuclear localizing arginine peptide and a selective breast cancer cell targeting ligand, as well as appropriately linked components as controls (Months 1-18)

The three-component conjugates are being assembled according to the arrangement shown below.



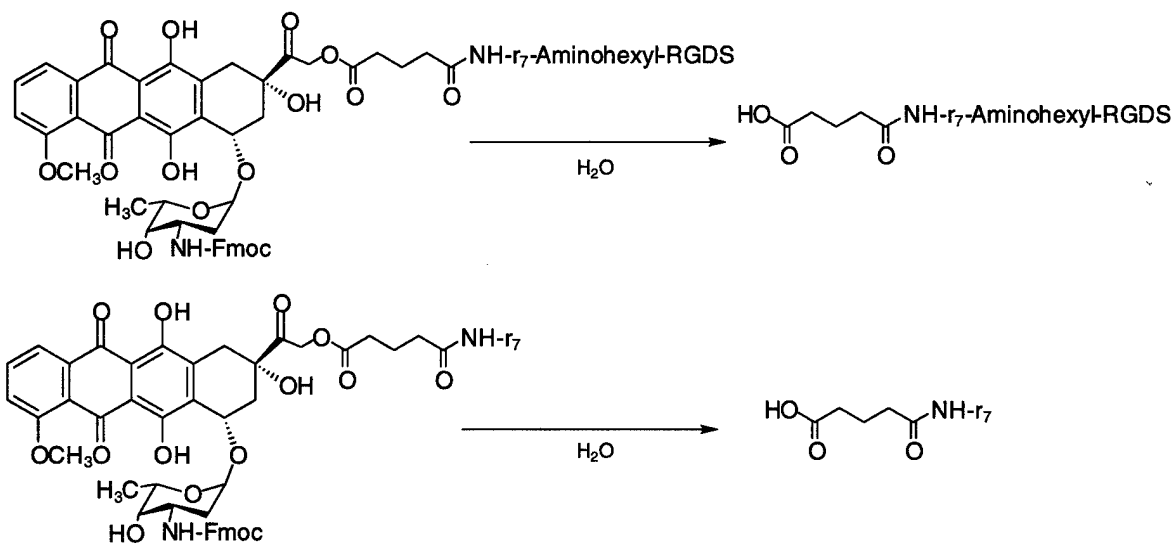
Our initial attempts to prepare doxorubicin conjugates utilized the derivative **1** (Scheme 1)¹.



Scheme 1

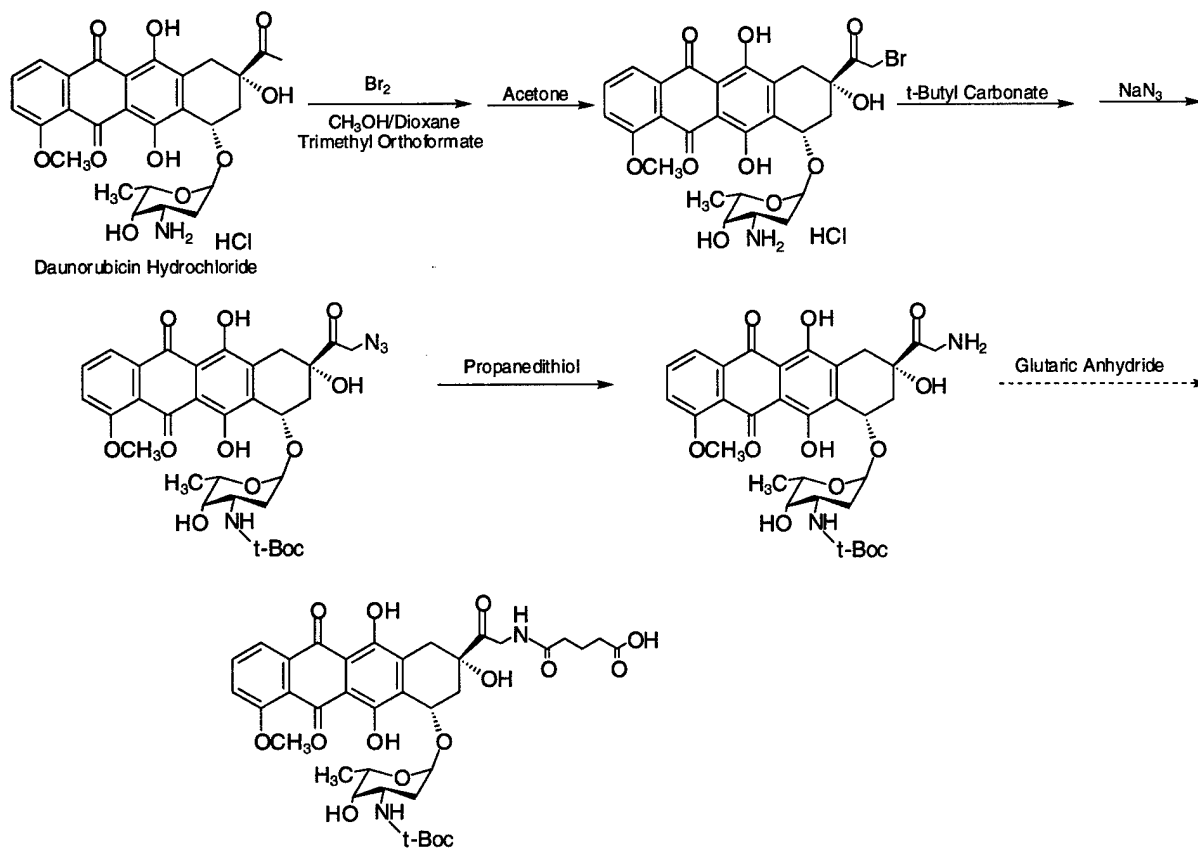
Derivatized doxorubicin **1** was condensed after carbodiimide activation with the cell-translocating peptide, $H_2N[D\text{-arginine}]_7COOH$ (r_7) and with the peptide $H_2N[D\text{-arginine}]_7CONH\text{-Aminoethyl-RGDS}$ ($r_7\text{-Aminoethyl-RGDS}$), which incorporates the relatively low affinity $\alpha_v\beta_3$ integrin peptide-ligand, arginine-glycine-aspartic acid-serine (RGDS).

Interestingly, both peptide conjugates appear to be unstable in aqueous solution, hydrolyzing readily at the ester bond (Scheme 2). This is perhaps the result of the catalytic effect of the multiple guanidine functionalities present in the conjugates².



Scheme 2

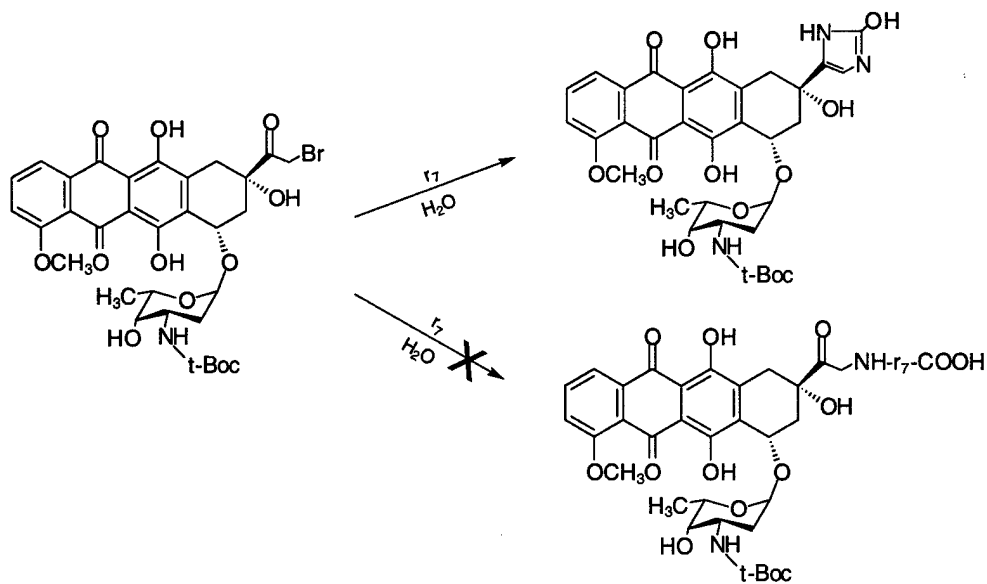
Therefore, we turned our attention to doxorubicin derivatives with an amide at the C-14 position (Scheme 3)³.



Scheme 3

We found this route unsatisfactory overall, perhaps do to the inherent instability of the α -amino ketone functionality.

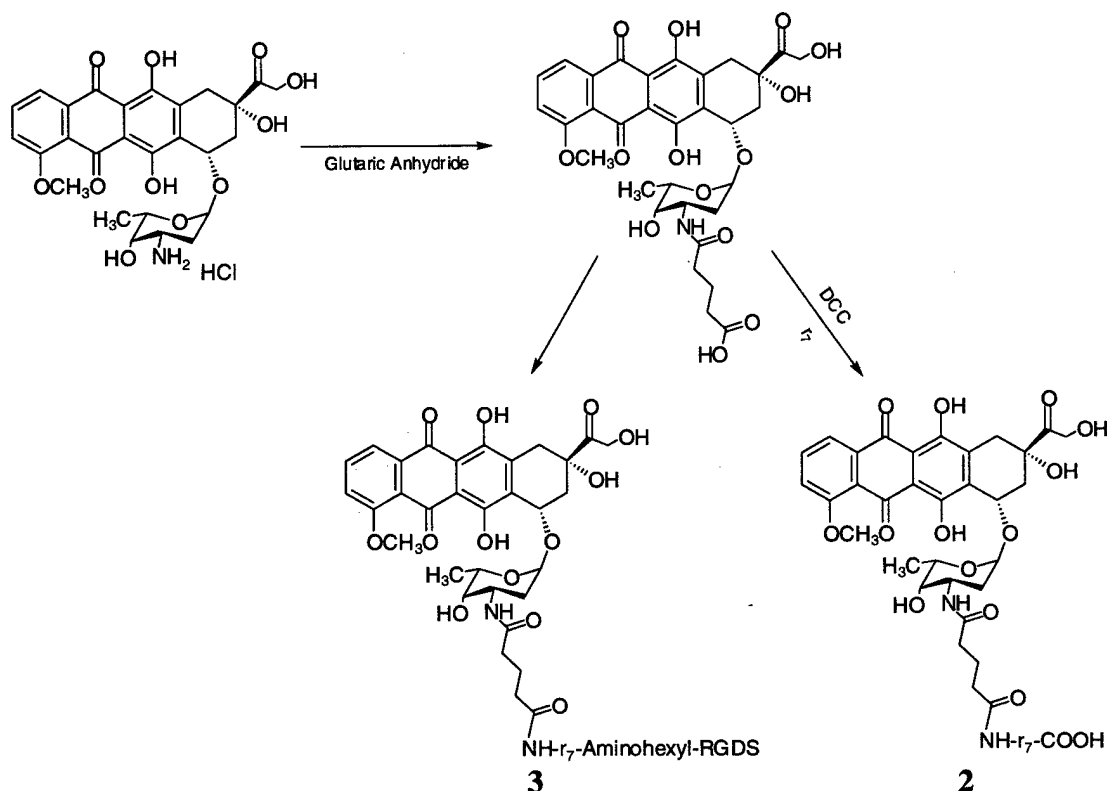
An attempt was made to derivatize r_7 directly with the *t*-Boc-bromo compound prepared above (Scheme 4).



Scheme 4

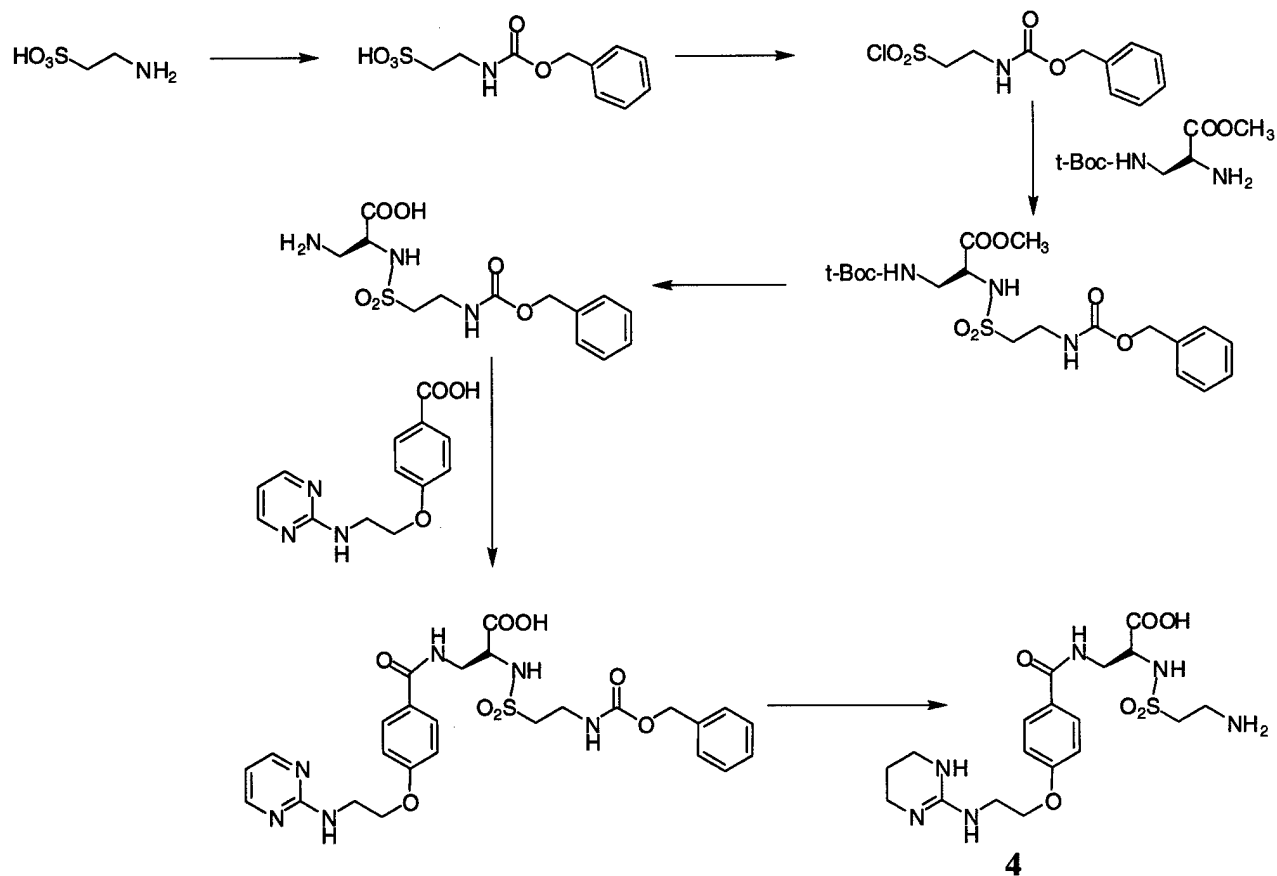
The product isolated seems to be an imidazole derivative. The α -bromo ketone appears to have reacted preferentially with the arginine guanidine functionality rather than the intended peptide terminal amine.

We then turned our attention to doxorubicin conjugates derivatized at the sugar amine (**Scheme 5**).



Scheme 5

Using this route (**Scheme 5**), we have successfully prepared conjugates **2** and **3** and are now ready to begin preliminary cell localization experiments (*Task 2*). Conjugate **2** will be derivatized with the high affinity $\alpha_v\beta_3$ integrin ligand **4** (**Scheme 6**)⁴. Graduate Research Assistant, Jiang Sha, is synthesizing compound **4**.



Scheme 6

Task 2. Establish analytical approaches (confocal microscopy) to monitor the translocation of the doxorubicin conjugates into cells (**Months 9-24**)

With the availability of synthesized conjugates we are on schedule and are now preparing for cell culture experiments.

Task 3. Compare the cytotoxic efficacy of the drug conjugates (vs. free doxorubicin and paclitaxel) in human breast cancer and normal breast cell lines (**Months 12-24**)

This task is scheduled for later in the program.

Task 4. Evaluate the efficacy of the conjugates (vs. free doxorubicin and paclitaxel) in human breast cancer tumor xenografts in nude mice (**Months 24-36**)

This task is scheduled for later in the program.

C. Key Research Accomplishments

Key accomplishments from Year One of this research are listed below.

- Derivatized doxorubicin derivatives have been prepared.
- Doxorubicin conjugates have been prepared incorporating the [D-arginine]₇ cell membrane translocating functionality.
- A doxorubicin conjugate incorporating the [D-arginine]₇ cell membrane translocating group coupled to the low affinity $\alpha_v\beta_3$ integrin ligand, RGDS has been synthesized.
- All newly-synthesized compounds have been purified and chemically characterized.
- A high affinity $\alpha_v\beta_3$ ligand is being synthesized for coupling to doxorubicin-r₇.

D. Reportable Outcomes

This program supports graduate research assistant, Jiang Sha, and the results from the research will be incorporated into his dissertation.

E. Conclusions

Research on this effort thus far has provided modified doxorubicin intermediates suitable for attachment to a cell membrane translocating functionality and $\alpha_v\beta_3$ integrin targeting ligands. The resulting conjugates are ready for use in breast cancer cell culture experiments in order to ascertain cytotoxicity as well as selectivity for cancer cells over normal cells.

This research is significant in that it represents the first known examples of cancer chemotherapeutic agents incorporating a drug chemically linked both to a breast cancer-targeting moiety as well as a cell membrane translocating/nuclear localization functionality. The conjugates are expected to show selective targeting to breast cancer cells in preference to normal cells as well as exhibiting enhanced cancer cell cytotoxic effects.

F. References

- (1) Nagy, A., Schally, A., Armatis, P., Szepehazy, K., Halmos, G., Kovacs, M., Zarandi, M., Groot, K., Miyazaki, M., Jungwirth, A., and Horvath, J. (1996) Cytotoxic analogs of luteinizing hormone-releasing hormone containing doxorubicin or 2-pyrrolinodoxorubicin, a derivative 500-1000 times more potent. *Proc. Nat. Acad. Sci. USA* 93, 7269-7273.
- (2) Haruki, E., Fujii, T., and Imoto, E. (1966) Catalytic hydrolysis of esters by amidines. *Bull. Chem. Soc. Japan* 39, 852.

- (3) Bridon, D. P., Leger, R., Huang, X., Milner, P. G., Smith, D., and Ezrin, A. M. Preparation and formulation of long lasting antineoplastic agents, *PCT Int. Appl.*; (Conjuchem, Inc.), 2001; 99 pp, CAS 134:222561.
- (4) Hood, J., Bednarski, M., Frausto, R., Guccione, S., Reisfeld, R., Xiang, R., and Cheresch, D. (2002) Tumor regression by targeted gene delivery to neovasculature, *Science*, 296, 2404-2407.

G. Appendix

Biosketches

Jerald C. Hinshaw, Principal Investigator

Jiang Sha, Graduate Research Assistant

BIOGRAPHICAL SKETCH

Provide the following information for the Principal or Co-Principal Investigators
Follow this format for each person.

NAME HINSHAW, JERALD CLYDE		POSITION TITLE Research Associate Professor	
EDUCATION/TRAINING <i>(Begin with baccalaureate or other initial professional education, such as nursing. Include postdoctoral training.)</i>			
INSTITUTION AND LOCATION	DEGREE	YEAR(s)	FIELD OF STUDY
Oregon State University, Corvallis, Oregon	BS	1962 - 1966	Chemistry
The University of Utah, Salt Lake City, Utah	PhD	1966 - 1970	Organic Chemistry

RESEARCH AND PROFESSIONAL EXPERIENCE: Concluding with present position, list, in chronological order, previous employment, experience, and honors. Include present membership on any Federal Government public advisory committee. List, in chronological order, the titles, all authors, and complete references to all publications during the past three years and to representative earlier publications pertinent to this application. If the list of publications in the last three years exceeds two pages, select the most pertinent publications. **DO NOT EXCEED TWO PAGES.**

Research and Professional Experience:

- 1970-1978** Advanced from Senior Research Chemist to Research Associate, Organic Research Laboratory, Chemistry Division, Research Laboratories, Eastman Kodak Company
- 1978-1984** Scientist, Research and Development Laboratories, Thiokol Corporation
- 1980, 1986** Member, Utah Award Committee, Salt Lake Section, American Chemical Society
- 1981** Visiting Research Associate, University of Utah.
- 1981-1983** Chairman-Elect, Chairman, Past-Chairman, Salt Lake Section, American Chemical Society
- 1984-1990** Supervisor, Propellant Research Section, Research and Development Laboratories, Thiokol Corporation
- 1990-1999** Manager, Energetic Materials Research Department, Research and Development Laboratories, Thiokol Propulsion, Brigham City, Utah.
- 1996-1999** Member, State Advisory Council on Science and Technology (State of Utah, Governor appointment)
- 1997, 1998** Member, Utah State Governor's Medal for Excellence in Science and Technology Award Committee
- 1997-1999** Chairman, State Advisory Council on Science and Technology (State of Utah, Governor appointment)
- 1997-1999** Member, Utah Centers of Excellence Program Advisory Council (State of Utah, Governor appointment)
- 2/99-7/99** Senior Staff to the Technical Director, Science and Engineering, Thiokol Propulsion, Brigham City, Utah
- 7/99-11/01** Research Assistant Professor, Department of Medicinal Chemistry, The University of Utah, Salt Lake City, Utah
- 11/01-current** Research Associate Professor, Department of Medicinal Chemistry, The University of Utah, Salt Lake City, Utah

Research Interests:

Synthetic chemistry
Synthesis of bacterial oxidosqualene cyclase inhibitors
Cancer immunotherapy
Targeted drugs
Design and synthesis of small molecule inhibitors of protein-protein signaling
Design and synthesis of fluorescent phosphoinositide probes
Research and technology management.

Honors:

Listed in "American Men and Women of Science"
Listed in "Who's Who in Technology"
Named Outstanding Senior in Chemistry, 1966
National Defense Education Act Title IV Fellow, 1968-1970
Franklin Award, Thiokol Corporation recognition for outstanding technical achievement, 1995

Publications/Patents: J. C. Hinshaw has over 50 publications and patents. Those for 2000-2003 are listed.

A. Ponsler, A. Silva, A. St. Hilarie, L. Tjoelker, Y. Xu, J. Hinshaw, G. Prestwich, G. Zimmerman, and T. McIntyre "Lysophosphatidic Acid is a transcellular PPAR γ Agonist", *Proc. Natl. Acad. Sci. USA*, 2003, **100**, 131-136.

S. Davies, A. Ponsler, G. Marathe, K. Harrison, R. Murphy, J. C. Hinshaw, G. D. Prestwich, A. Hilaire, S. Prescott, G. Zimmerman, and T. McIntyre, "Oxidized Alkyl Phospholipids are Specific, High Affinity PPAR γ Ligands", *J. Biol. Chem.*, 2001, **276**, 16015.

J. C. Hinshaw and G. D. Prestwich, "The Design, Synthesis, and Evaluation of Molecules That Enable or Enhance Cellular Uptake: Peptoid Molecular Transporters", *ChemTracts, Organic Chemistry*, 2001, **14**, 391. Commentary on the research by P. Wender, D. Mitchell, K. Pattabiraman, E. Pelkey, L. Steinman, and J. Rothbard, *Proc. Natl. Acad. Sci. USA*, 2000, **97**, 13003.

J. C. Hinshaw and G. D. Prestwich, "Pursuit of Optimal Carbohydrate-Based Anti-cancer Vaccines: Preparation of a Multi-antigenic Unimolecular Glycopeptide Containing the Tn, MBr1, and Lewisy Antigens", *ChemTracts, Organic Chemistry*, 2001, **14**, 217. Commentary on the research by J. Allen, C. Harris, and S. Danishefsky, *J. Amer. Chem. Soc.*, 2001, **123**, 1890.

J. C. Hinshaw, D. W. Doll, R. J. Blau, G. K. Lund, "Metal Complexes for Use as Gas Generants," U.S. Patent 6,241,281, issued June 5, 2001.

R.B. Wardle, R.M. Hajik, J.C. Hinshaw, T.K. Highsmith, "Process for the Large-Scale Synthesis of 4,10-Dinitro-2,6,8,12-Tetraoxa-4,10-Diazatetracyclo[5.5.0.0^{5,9}.0^{3,11}]dodecane," U.S. Patent 6,107,483, issued August 22, 2000.

J. C. Hinshaw, D. W. Doll, R. J. Blau, G. K. Lund, "Metal Complexes for Use as Gas Generants," U.S. Patent 6,039,820, issued March 21, 2000.

G. D. Prestwich, F. S. Buckner, J. C. Hinshaw, "Methods Related to Steroid Metabolism of Parasites and Mycobacteria, and Treatment of Parasite and Mycobacterial Infections with an Oxidosqualene Cyclase Inhibitor", U.S. Patent Application filed June 16, 2000.

BIOGRAPHICAL SKETCH

Provide the following information for the key personnel in the order listed on Form Page 2.

NAME		POSITION TITLE		
SHA, JIANG		Graduate Research Assistant		
EDUCATION/TRAINING (<i>Begin with baccalaureate or other initial professional education, such as nursing, and include postdoctoral training.</i>)				
INSTITUTION AND LOCATION		DEGREE (if applicable)	YEAR(s)	FIELD OF STUDY
Peking University, Beijing, China		B.S.	1997-2001	Biology

RESEARCH AND PROFESSIONAL EXPERIENCE: Concluding with present position, list, in chronological order, previous employment, experience, and honors. Include present membership on any Federal Government public advisory committee. List, in chronological order, the titles, all authors, and complete references to all publications during the past three years and to representative earlier publications pertinent to this application. If the list of publications in the last three years exceeds two pages, select the most pertinent publications. **DO NOT EXCEED TWO PAGES.**

Research and Professional Experience:

- 2000 - 2001** Institution of Biophysics, Chinese Academy of Science
- 2001 - 2002** Molecular Biology Program, The University of Utah, Laboratory Rotation
- 2002 - current** Graduate Research Assistant, Department of Medicinal Chemistry,
The University of Utah, Salt Lake City