

AD _____

Award Number: DAMD17-99-2-9049

TITLE: GIS Development and Support for Fort Huachuca,
Arizona/Fire Based Restoration of Biodiversity in
Ecosystems Dominated by Nonnative Grasses

PRINCIPAL INVESTIGATOR: Guy R. McPherson, Ph.D.
Robert J. Steidl, Ph.D.
D. Phillip Guertin, Ph.D.

CONTRACTING ORGANIZATION: The University of Arizona
Tucson, Arizona 85721

REPORT DATE: October 2003

TYPE OF REPORT: Annual

PREPARED FOR: U.S. Army Medical Research and Materiel Command
Fort Detrick, Maryland 21702-5012

DISTRIBUTION STATEMENT: Approved for Public Release;
Distribution Unlimited

The views, opinions and/or findings contained in this report are those of the author(s) and should not be construed as an official Department of the Army position, policy or decision unless so designated by other documentation.

20031121 050

REPORT DOCUMENTATION PAGE

Form Approved
OMB No. 074-0188

Public reporting burden for this collection of information is estimated to average 1 hour per response, including the time for reviewing instructions, searching existing data sources, gathering and maintaining the data needed, and completing and reviewing this collection of information. Send comments regarding this burden estimate or any other aspect of this collection of information, including suggestions for reducing this burden to Washington Headquarters Services, Directorate for Information Operations and Reports, 1215 Jefferson Davis Highway, Suite 1204, Arlington, VA 22202-4302, and to the Office of Management and Budget, Paperwork Reduction Project (0704-0188), Washington, DC 20503

1. AGENCY USE ONLY (Leave blank)		2. REPORT DATE October 2003	3. REPORT TYPE AND DATES COVERED Annual (1 Oct 2002 - 30 Sep 2003)	
4. TITLE AND SUBTITLE GIS Development and Support for Fort Huachuca, Arizona/Fire Based Restoration of Biodiversity in Ecosystems Dominated by Nonnative Grasses			5. FUNDING NUMBERS DAMD17-99-2-9049	
6. AUTHOR(S) Guy R. McPherson, Ph.D. Robert J. Steidl, Ph.D. D. Phillip Guertin, Ph.D.				
7. PERFORMING ORGANIZATION NAME(S) AND ADDRESS(ES) The University of Arizona Tucson, Arizona 85721 <i>E-Mail:</i> grm@ag.arizona.edu			8. PERFORMING ORGANIZATION REPORT NUMBER	
9. SPONSORING / MONITORING AGENCY NAME(S) AND ADDRESS(ES) U.S. Army Medical Research and Materiel Command Fort Detrick, Maryland 21702-5012			10. SPONSORING / MONITORING AGENCY REPORT NUMBER	
11. SUPPLEMENTARY NOTES				
12a. DISTRIBUTION / AVAILABILITY STATEMENT Approved for Public Release; Distribution Unlimited			12b. DISTRIBUTION CODE	
13. ABSTRACT (Maximum 200 Words) The introduction of nonnative species in the United States has resulted in significant environmental damage and economic losses exceeding \$1 billion per year. We assessed the influence of nonnative species on biological diversity in the southwestern United States in systems prone to fire using a rigorous experimental framework. Our specific objectives were to (1) determine effects of fire season on responses of biotic communities, and (2) quantify relationships between biological guilds before and after burning and through post-fire recovery. This experiment is taking place within grasslands and <i>Prosopis</i> savannas at the Fort Huachuca Military Reservation. The experiment evaluates the main and interactive effects of dominance by nonnative plants and fire season with three replicates in each of two years. Biomass of <i>Eragrostis lehmanniana</i> was reduced and persisted following burns for more than 2 years. The degree of the response was dependent on annual precipitation and fire season. Plant species richness was not latered by fire treatment but remained lower on plots dominated by <i>E. lehmanniana</i> and higher on native-dominated plots. In general, species richness and relative abundance of small mammals decreased in the first year following fire. However, 2 years after fire, values approached that observed in unburned areas.				
14. SUBJECT TERMS Ecology, ecosystem restoration, grassland, nonnative plants			15. NUMBER OF PAGES 19	
			16. PRICE CODE	
17. SECURITY CLASSIFICATION OF REPORT Unclassified	18. SECURITY CLASSIFICATION OF THIS PAGE Unclassified	19. SECURITY CLASSIFICATION OF ABSTRACT Unclassified	20. LIMITATION OF ABSTRACT Unlimited	

Table of Contents

Cover.....	
SF 298.....	
Table of Contents.....	
Introduction.....	1
Body.....	2
Key Research Accomplishments.....	6
Reportable Outcomes.....	8
Conclusions.....	9
References.....	10
Appendices.....	13

Introduction

As nonnative species continue to increase in distribution and abundance, so do their interactions and effects on indigenous species. Nonnative species have tremendous environmental and economic costs (Pimentel et al. 2000) and will continue to be a major problem in the future. For example, more than 50,000 nonnative species have established in the United States, at an annual cost of \$137 billion (Pimentel et al. 2000). Increases in some nonnative species have reduced or eliminated indigenous plants and animals, and thereby contributed to changes in species diversity and community composition (e.g., Bock et al. 1986, OTA 1993). These types of changes have consequential implications for ecosystem function (Naeem et al. 1996).

In the southwestern United States, establishment and spread of nonnative Lehmann lovegrass (*Eragrostis lehmanniana* Nees) and Boer lovegrass (*Eragrostis chloromelas* Steud.) may be disrupting native ecosystem processes at multiple spatial and temporal scales. Prescribed fire has been proposed as a restoration tool in these semi-arid systems, even though considerable evidence suggests that fires enhance establishment of these nonnative lovegrasses (e.g., Cable 1965, 1971, Ruyle et al. 1988, Sumrall et al. 1991, Robinett 1992, Biedenbender and Roundy 1996).

Because increased abundance of nonnative lovegrasses likely is detrimental to some native species and to overall biological diversity, we initiated an experimental assessment of the influence of fire regime on abundance of nonnative lovegrasses and biological diversity. Our specific objectives are to (1) determine effects of fire season on responses of biotic communities, and (2) quantify relationships between biological guilds before and after burning and for several years post-fire.

Body

Study sites

Our experiment was established in grasslands and *Prosopis* savannas at the base of the Huachuca Mountains (31° 34' N, 110° 26' W) of southern Arizona. Elevations range from 1420 to 1645 m. About 66% of average annual precipitation of 440 mm falls between July-October and 20% falls between December-March (NOAA 1992). A hot, dry period between late March and early July prior to the onset of monsoons is also characteristic. Fort Huachuca Military Reservation (FHMR) provided an ideal location for this study as fire regime and grazing intensity is more similar to pre-Anglo settlement than surrounding areas. Some areas on FHMR have not burned between 1977 and 2001 whereas other areas have burned as frequently as every 3 years. Few livestock have grazed at FHMR since the late 1800s, and livestock have been excluded from since 1950.

Experimental Design

We have developed and implemented a split-plot design with full-factorial treatment structure. Extant plant community is the whole-plot factor (levels: native-grass dominated, introduced-lovegrass dominated, and mixed native and lovegrass, described below) and burn season is the treatment (spring fire, summer fire, no fire). Plots are 1 ha, which is large enough to minimize edge effects and to allow adequate sampling of the plant, invertebrate, and small mammal communities.

Plot Selection and Allocation

We identified 3 types of grasslands, representing a continuum of invasion by nonnative species:

- 1) Grasslands dominated by the nonnative grass *Eragrostis lehmanniana*
- 2) Native-dominated grasslands with *Aristida* spp., *Bothriochloa barbinodis*, *Bouteloua* spp., *Digitaria californica*, *Eragrostis intermedia*, and *Panicum* spp.
- 3) Grasslands composed of a mix of nonnative and native species.

In summer 1999, we chose 18 sets of sites at FHMR, 6 within each of these 3 types of grassland community. Within each site, we established 3, 1-ha plots. Each of the 3 plots within a site received 1 of 3 fire treatments, and we treated plots in 9 of 18 sites in both 2001 and 2002. We used a total of 3 replicates per grassland community type ($n = 3$) per treatment ($n = 3$) in a given year ($n = 2$). We marked the corners of all plots with metal fence posts and recorded coordinates using a global positioning system (GPS) to ensure the plots could be relocated.

Vegetation Sampling

We measured plant biomass in 25, 1 m x 0.5 m quadrats in 27 plots (at 9 sites) in autumn 1999 and spring 2000 and in 54 plots (at 18 sites) in autumn 2000-2003 and spring 2001-2003. We clipped vegetation 2.5 cm above the ground and separated into species. Samples were oven-dried to constant weight at 65 °C. We summarized the data for species richness (average number of species per plot) and Simpson's index of diversity (average number of species and their relative abundance). Plant species diversity was consistently lower in areas dominated by *E. lehmanniana* (Fig. 1).

Richness was not altered dramatically by fire treatment over time ($P = 0.0713$ in 2001, $P = 0.2480$ in 2002, Wilks lambda). Although there was considerable temporal variation, plant species richness was consistently highest in plots with no nonnative grasses, intermediate in those with moderate levels of nonnative grasses, and lowest in those dominated by nonnative grasses (Figs. 2 and 3) in most seasons. Species richness peaked in spring 2001 likely due to a response by annual forbs to an abundance of winter rainfall. Interestingly, richness fell sharply in fall 2001 perhaps in response to lower-than-normal rainfall during the summer monsoons of 2001.

Biomass of *E. lehmanniana* on burned plots treated in 2001 was lower than unburned plots and the trend persisted for 1.5-2 years; plots treated in spring averaged 40 g less and plots in summer averaged 75 g less than unburned plots (Fig. 4). *Eragrostis lehmanniana* biomass declined after 2002 fires ($P = 0.0137$, Wilks lambda) with average biomass on burn plots 60-80 g less than on unburned plots following the growing season (Fig. 5). Regrowth of nonnative lovegrass after fire depended on the year of treatment, likely in response to variations in annual rainfall. Unlike *E. lehmanniana*, the native lovegrass, *E. intermedia*, did not respond to 2001 fires ($P = 0.1268$, Wilks lambda) or 2002 fires ($P = 0.8260$, Wilks lambda).

Small Mammal Sampling

We trapped small mammals and invertebrates in 27 plots (9 sites) in spring and summer 2000, as well as all 54 plots (18 sites) in winter, spring, and summer 2001, 2002, and 2003 (see Table 1 for species lists). We sampled small mammals using an 8×8 grid (64/plot) of folding Sherman traps (30 cm, ventilated) for 5 days. We marked captured animals with ear tags and secondary color markings.

Species richness of small mammals was relatively consistent over time, with the exception of slightly higher values in mixed grass communities in 2002 (Fig. 6). Relative abundance of small mammals peaked 2000 in all plant communities, and again in 2002, but only in mixed grass and nonnative grass-dominated communities (Fig. 7). Within a given season, however, relative abundance was similar across the gradient of nonnative-grass invasion.

Species richness and relative abundance of small mammals decreased during the first year following prescribed fire, regardless of fire season, compared to unburned control plots (Figs. 8-11). Two years after prescribed fire, both species richness and relative abundance began to approach that observed in unburned plots.

Invertebrate Sampling

We sampled invertebrates using pitfall traps in a 3×3 grid in each plot for 24 hrs concomitant with small mammal trapping periods. We have accumulated a reference collection of over 1000 taxa which we are in the process of identifying. Approximately one-half of all specimens in the collection have been identified to order and family. We will begin data analysis after identification is complete.

Bird Sampling

Between April and September 2000 to 2003 we counted birds seen and heard in 9 ha plots ($n = 45$) 8 times per year ($n = 1440$ surveys). Species richness was relatively consistent both across the gradient of nonnative grass dominance and between burned and unburned areas one to two years post fire (Fig. 12). Similarly, we observed no pattern in relative abundance (number of individuals detected) across the gradient or in areas with varying time since burn (Fig. 13).

We also searched for and monitored the fate of bird nests in both 2000 and 2001. Nests were found by rope dragging and through observations of adult bird behavior. A total of 138 nests were found in 2000, 224 in 2001. Most commonly found nests were those of mourning doves and Botteri's sparrows. Both species richness (Fig. 14) and density (number of nests/9ha; Fig. 14) were positively associated with increasing dominance of nonnative grass. The density association was present not only across the full breeding bird community (all species) but also in subset of the bird community that nested on the ground (Fig. 16). At the scale of an individual species, the same pattern was evident: presence of Botteri's sparrow nests was positively associated with increasing dominance of nonnative grass (Fig. 17).

We used multiple linear regression to assess burn treatment on two bird community characteristics: species richness and nest density. For each model we used a stepwise selection procedure ($P = 0.25$ to enter, 0.10 to leave) to select from four important covariates in the final analysis: percent cover of nonnative grass, year of observation, and density of trees and shrubs. Between burned and unburned plots we found no difference in species richness ($P = 0.26$) or in density of all birds ($P = 0.78$).

Key Research Accomplishments

Pre-treatment sampling indicates:

- A slight negative relationship between biomass of *Eragrostis lehmanniana* and diversity and richness of native species. There is no clear relationship between frequency (number of quadrats containing *E. lehmanniana*) and species richness. Moreover, some plots have relatively low richness despite little or no presence of *E. lehmanniana*.

- Species richness and relative abundance of small mammals were similar across the gradient of nonnative grass invasion. Temporal variability observed may be due in part to variation in rainfall patterns and resulting changes in vegetation.
- Species richness and relative abundance of all breeding bird species were fairly consistent across the gradient of nonnative grass. Nest species richness and density of nests (at three spatial scales) were positively associated with increasing nonnative grass dominance.

Post-treatment sampling indicates:

- Biomass of the nonnative grass *Eragrostis lehmanniana* is related to fire season and to precipitation patterns preceding and following prescribed fires. Richness appears to be influenced to a greater extent by seasonal and interannual variation in precipitation than by fire treatments. The relationship between richness and *E. lehmanniana* does not appear to be affected by fire.
- Species richness and relative abundance of small mammals decreased during the first year following prescribed fire, compared to unburned areas. The degree of these effects began to decrease during the second year after fire.
- From a community (all species) perspective, species richness and density of both individual birds and their nests were relatively constant between burned and unburned areas.

Reportable Outcomes

Manuscripts and presentations

- January 2001 – Three presentations at Malpai Borderlands Group annual science symposium in Douglas, Arizona
 - Fire in southwestern grasslands
 - An experimental approach to assess the effects of fire in southwestern grasslands
 - Future research needs determined by changes in semi-desert grassland plant communities 10 years after cessation of grazing and reintroduction of fire
- May 2001 – Presentation to Fort Huachuca Conservation Committee
 - Fire effects in southwestern grassland: an experimental approach at Fort Huachuca
- February 2002 – Presentation at annual meeting of the Arizona/New Mexico Chapters of The Wildlife Society in Safford, Arizona
 - Effects of nonnative grasses on small mammal populations and communities
 - Responses of grassland bird communities to invasion by nonnative grass
- July 2002 – Presentation to Sonoita Valley Planning Partnership in Sonoita, Arizona
 - An experimental approach to assess the effects of fire and nonnative grasses in southwestern grasslands
- August 2002 – Two presentations at Ecological Society of America meetings in Tucson, Arizona
 - Razing Arizona: fire and nonnative grass in semi-desert grasslands
 - Effects of nonnative grasses on small mammal populations and communities
- September 2002 – Presentation at annual meeting of The Wildlife Society in Bismarck, North Dakota
 - Responses of grassland bird communities to invasion by nonnative grass
- April 2001 – Presentation at annual meeting of regional representatives to Department of Defense Partners in Flight at Fort Huachuca Military Reservation, Arizona
 - Effects of Lehmann lovegrass and fire on grassland bird communities in southeast Arizona
- August 2003 – Poster presentation at Ecological Society of America meetings in Savannah, Georgia
 - Changes in structure of semi-desert grasslands following restoration of fire
- November 2003 – Poster presentation at Invasive Plant Management meeting in Ft. Lauderdale, Florida
 - The interaction of fire and a nonnative species in semi-desert grassland
- December 2003 – Poster presentation at the 3rd International Wildlife Congress in Christchurch, New Zealand
 - Restoring ecological processes in light of ecological changes

Employment and Educational Opportunities

This project has supported more than 75 seasonal employees and three graduate research assistants. It forms the basis for the research-based education for each of the graduate students, as well as providing educational opportunities and employment for two undergraduate researchers. This project also supports training of wildland fire fighting for personnel at Fort Huachuca. Additionally, this research is helping Fort Huachuca comply with Executive Order #13112, the Invasive Species Management Plan.

Conclusions

These preliminary data form the basis for a rigorous, long-term, experimental study of vegetation, small mammals, birds, and invertebrates within the context of invasion by a widespread nonnative plant. This experiment is the first major experimental study of fire and nonnative plants, and it incorporates responses of all major taxa. Through continued research and future analyses, we will expand our understanding of the impacts of nonnative plants on basic ecological relationships as well as develop management recommendation to minimize the adverse impacts of these species on native biodiversity.

References

- Anable, M.E., McClaran, M.P., and Ruyle, G.B. 1992. Spread of introduced Lehmann lovegrass *Eragrostis lehmanniana* Nees in southern Arizona, USA. *Biological Conservation* 61:181-188.
- Biedenbender, S.H., and Roundy, B.A. 1996. Establishment of native semidesert grasses into existing stands of *Eragrostis lehmanniana* in southeastern Arizona. *Restoration Ecology* 4:155-162.
- Bock, C.E., Bock, J.H., Jepson, K. L., and Ortega, J. C. 1986. Ecological effects of planting African lovegrasses in Arizona. *National Geographic Research* 2:456-463.
- Cable, D.R. 1965. Damage to mesquite, Lehmann lovegrass, and black grama by a hot June fire. *Journal of Range Management* 18:326-329.
- Cable, D.R. 1971. Lehmann lovegrass on the Santa Rita Experimental Range, 1937-1968. *Journal of Range Management* 24:17-21.
- Canfield, R.H. 1941. Application of the line interception method in sampling range vegetation. *Journal of Forestry* 39:388-394.
- Chojnacky, D. C. 1988 Juniper, pinyon, oak, and mesquite volume equations for Arizona. Research Paper INT-391. Ogden, UT: U.S. Department of Agriculture, Forest Service, Intermountain Research Station. 11 p.
- Cox, J.R., and Ruyle, G.B. 1986. Influence of climatic and edaphic factors on the distribution of *Eragrostis lehmanniana* Nees. in Arizona, USA. *Journal of the Grassland Society of South Africa* 3:25-29.
- Cox, J.R., Ruyle, G.B., and Roundy, B.A. 1990. Lehmann lovegrass in southeastern Arizona: biomass production and disappearance. *Journal of Range Management* 43:367-372.
- Ford, P.L., and McPherson, G.R. 1998. Experimental fire research in semi-arid shortgrass prairie. Pages 107-116 in Tellman, B., Finch, D.M., Edminster, C., and Hamre, R. (editors), *The Future of Arid Grasslands: Identifying Issues, Seeking Solutions*. USDA Forest Service Rocky Mountain Research Station Proceedings RMRS-P-3. Fort Collins, Colorado.
- Gurevitch, J., and Collins, S.L. 1994. Experimental manipulation of natural plant communities. *Trends in Ecology and Evolution* 9:94-98.
- Hairston, N.G. Jr. 1989. *Ecological experiments: purpose, design, and execution*. Cambridge University Press, N.Y.
- Humphrey, R.R. 1949. Fire as a means of controlling velvet mesquite, burroweed, and cholla on southern Arizona ranges. *Journal of Range Management* 2:175-182.

- McClaran, M.P. 1995. Pages 1-30 in McClaran, M.P., and Van Devender, T.R. (editors), *The Desert Grassland*. University of Arizona Press, Tucson.
- McClaran, M.P., and Anable, M.E. 1992. Spread of introduced Lehmann lovegrass along a grazing intensity gradient. *Journal of Applied Ecology* 29:92-98.
- McPherson, G.R. 1995. The role of fire in the desert grasslands. Pages 130-151 in McClaran, M.P., and Van Devender, T.R. (editors), *The Desert Grassland*. University of Arizona Press, Tucson.
- McPherson, G.R. 1997. *Ecology and Management of North American Savannas*. University of Arizona Press, Tucson.
- McPherson, G.R., and Weltzin, J.F. 2000. Disturbance and climate change in United States/Mexico borderland plant communities: a state-of-the-knowledge review. USDA Forest Service Rocky Mountain Research Station General Technical Report RMRS-GTR-50, Fort Collins, Colorado.
- Naeem, S., Thompson, L.J., Jones, T.H., Lawton, J.H., Lawler, S.P., and Woodfin, R.M. 1996. Changing community composition and elevated CO₂. Pages 93-100 in Korner, C., and Bazzaz, F.A. (editors), *Carbon Dioxide, Populations, and Communities*. Academic Press, San Diego.
- O'Farrell, M.J., Clark, W.A. Emmerson, F.H., Juarez, S.M., Kay, F.R., O'Farrell, T.M., and Goodlett, T.Y. 1994. Use of a mesh live trap for small mammals: are results from Sherman live traps deceptive? *Journal of Mammalogy* 75:692-699.
- Office of Technology Assessment. 1993. *Harmful non-indigenous species in the United States*. OTA-F-565, U.S. Government Printing Office. Washington, D.C.
- Pimentel, D., Lach, L., Zuniga, R. and Morrison, D. 2000. Environmental and Economic Costs of Nonindigenous Species in the United States. *Bioscience* 50:53-65.
- Ramsey, F. L., and Schafer, D.W. 1997. *The statistical sleuth*. Duxbury Press, Albany, New York.
- Robinett, D. 1992. Lehmann lovegrass and drought in southern Arizona. *Rangelands* 14:100-103.
- Romesburg, H. C. 1981. Wildlife science: gaining reliable knowledge. *Journal of Wildlife Management* 45:293-313.
- Ruyle, G.B., Roundy, B.A., and Cox, J.R. 1988. Effects of burning on germinability of Lehmann lovegrass. *Journal of Range Management* 41:404-406.
- Steidl, R. J., Hayes, J. P., and Schaubert, E. 1997. Statistical power in wildlife research. *Journal of Wildlife Management* 61:270-279.

- Steuter, A.A., and McPherson, G.R. 1995. Fire as a physical stress. Pages 550-579 in Beduhan, D.J., and Sosebee, R.E. (editors), *Wildland plants: Physiological ecology and developmental morphology*. Society for Range Management, Denver, Colorado.
- Sumrall, L.B., Roundy, B.A., Cox, J.R., and Winkel, V.K. 1991. Influence of canopy removal by burning or clipping on emergence of *Eragrostis lehmanniana* seedlings. *International Journal of Wildland Fire* 1:35-40.
- Wright, H.A., and Bailey, A.W. 1982. *Fire ecology: United States and Southern Canada*. John Wiley & Sons, New York.

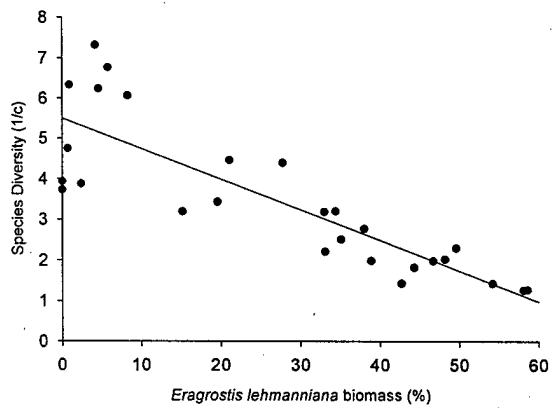


Figure 1. Relationship between plant species diversity and biomass of Lehmann lovegrass.

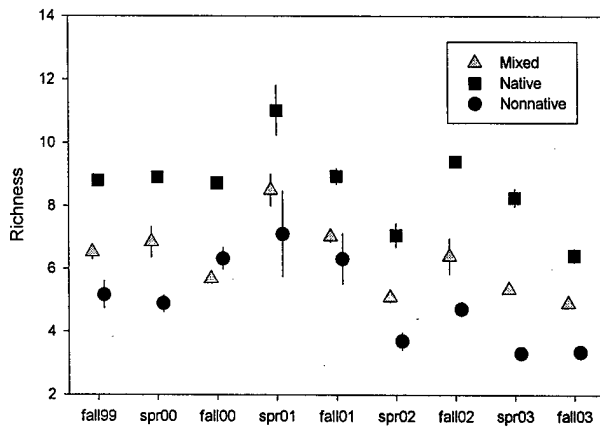


Figure 2. Change in species richness over time in three community types in plots treated in 2001 (n=27).

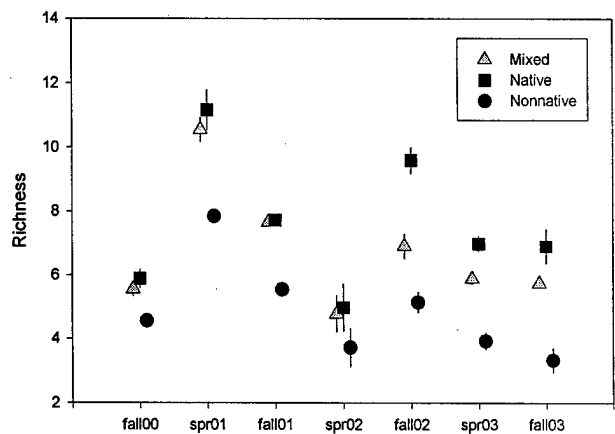


Figure 3. Change in species richness over time in three community types in plots treated in 2002 (n=27).

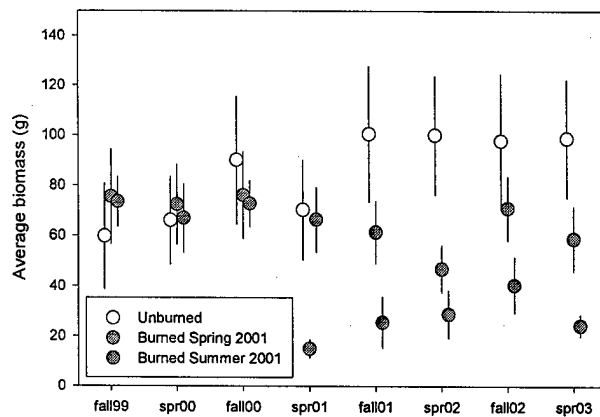


Figure 4. Average biomass (g) of *E. lehmanniana* per 0.5-m² quadrat in plots burned in 2001 (spring and summer) and associated unburned plots.

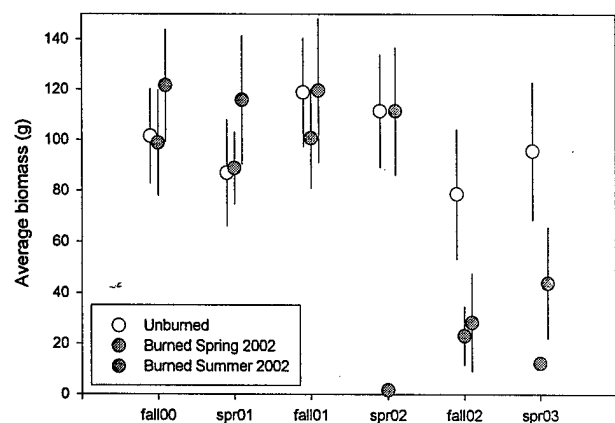


Figure 5. Average biomass (g) of *E. lehmanniana* per 0.5-m² quadrat in plots burned in 2002 (spring and summer) and associated unburned plots.

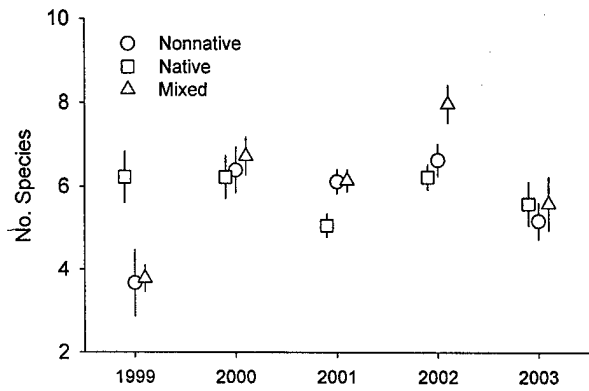


Figure 6. Change in species richness of small mammals over time in plots with no (native), moderate (mixed), and high (nonnative) levels of nonnative grasses.

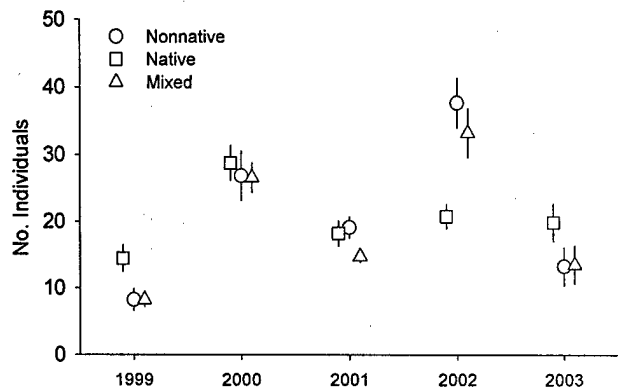


Figure 7. Change in relative abundance of small mammals over time in plots with no (native), moderate (mixed), and high (nonnative) levels of nonnative grasses.

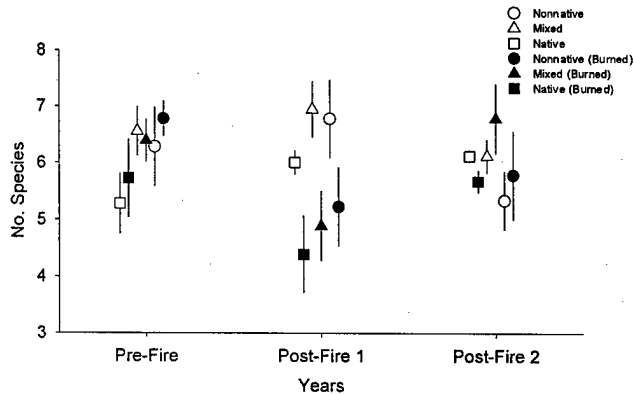


Figure 8. Species richness of small mammals 1 year prior to and 2 years following spring fire in plots with levels of nonnative grass as denoted above.

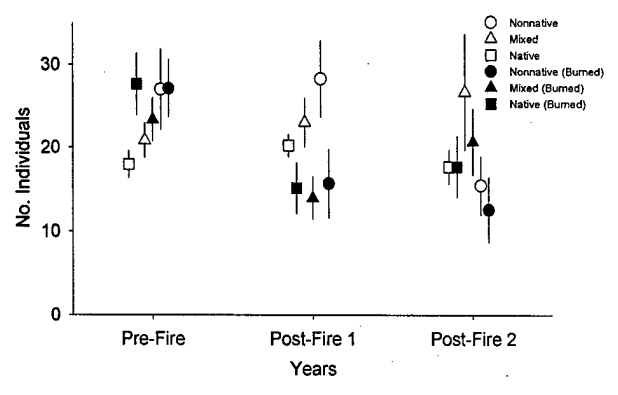


Figure 9. Relative abundance of small mammals 1 year prior to and 2 years following spring fire in plots with levels of nonnative grass as denoted above.

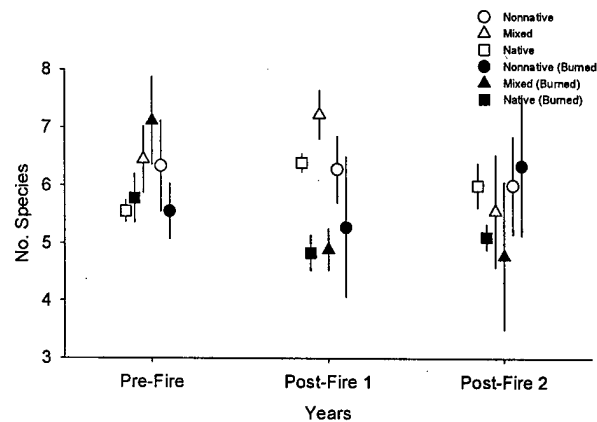


Figure 10. Species richness of small mammals 1 year prior to and 2 years following summer fire in plots with levels of nonnative grass as denoted above.

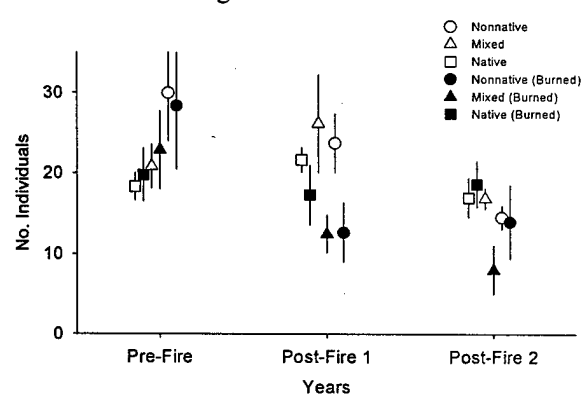


Figure 11. Relative abundance of small mammals 1 year prior to and 2 years following summer fire in plots with levels of nonnative grass as denoted above.

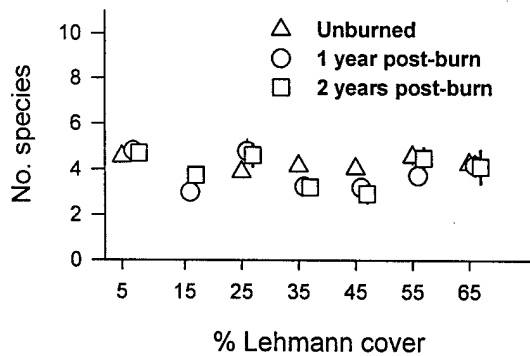


Figure 12. Species richness 1 and 2 years post-burn and in unburned areas across a gradient of nonnative grass dominance.

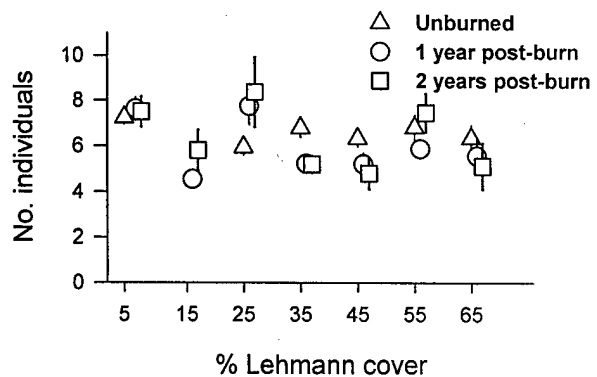


Figure 13. Relative abundance of birds (all species) 1 and 2 years post-burn and in unburned areas across a gradient of nonnative dominance.

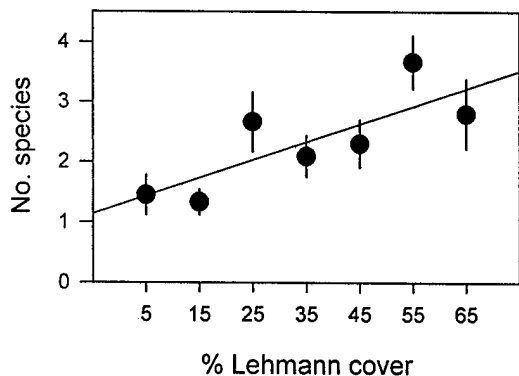


Figure 14. Species richness of birds nesting in areas across a gradient of nonnative grass dominance.

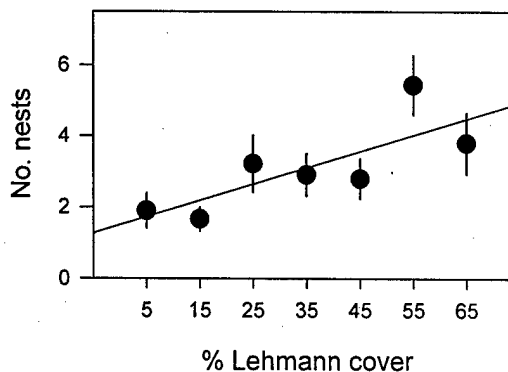


Figure 15. Density (nests/9ha) of nesting birds (all species) across a gradient of nonnative grass dominance.

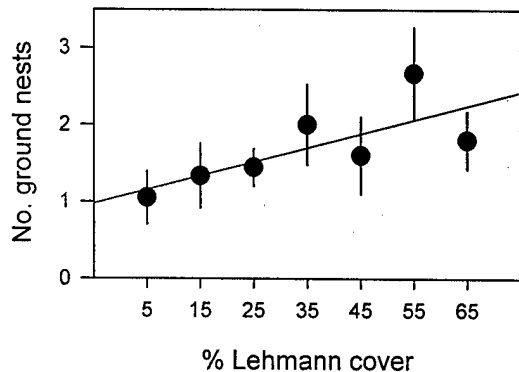


Figure 16. Density (nests/9ha) of ground nesting birds across a gradient of nonnative grass dominance.

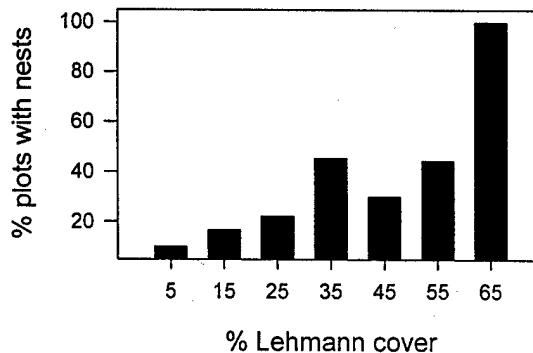


Figure 17. Percentage of plots with Botteri's sparrow nests across a gradient of nonnative grass dominance.

Table 1. Small mammal species captured at Fort Huachuca Military Reservation.

Species name	Common name	Spring 2000	Summer 2000	Winter 2001	Spring 2001	Summer 2001	Winter 2002	Spring 2002	Summer 2002	Winter 2003	Spring 2003
<i>Baiomys taylori</i>	Northern pygmy mouse	X	X	X	X	X	X	X	X	X	X
<i>Chaetodipus baileyi</i>	Bailey's pocket mouse		X			X		X	X	X	X
<i>Chaetodipus intermedius</i>	Rock pocket mouse	X	X		X	X	X	X	X	X	X
<i>Chaetodipus penicillatus</i>	Desert pocket mouse	X	X	X	X	X	X	X	X	X	X
<i>Dipodomys merriami</i>	Merriam's kangaroo rat	X	X	X	X	X	X	X	X	X	X
<i>Dipodomys ordii</i>	Ord's kangaroo rat			X				X	X	X	X
<i>Neotoma albigula</i>	White-throated wood rat	X	X	X	X	X	X	X	X	X	X
<i>Onychomys leucogaster</i>	N. grasshopper mouse	X	X	X	X	X	X	X	X	X	X
<i>Onychomys torridus</i>	S. grasshopper mouse	X	X	X	X	X	X	X	X	X	X
<i>Perognathus flavus</i>	Silky pocket mouse	X	X	X	X	X	X	X	X	X	X
<i>Perognathus hispidus</i>	Hispid pocket mouse	X	X	X	X	X	X	X	X	X	X
<i>Peromyscus boylii</i>	Brush mouse	X	X	X	X	X	X	X	X	X	X
<i>Peromyscus eremicus</i>	Cactus mouse	X	X	X	X	X	X	X	X	X	X
<i>Peromyscus leucopus</i>	White-footed mouse	X	X	X	X	X	X	X	X	X	X
<i>Peromyscus maniculatus</i>	Deer mouse	X	X	X	X	X	X	X	X	X	X
<i>Reithrodontomys fulvescens</i>	Fulvous harvest mouse	X	X	X	X	X	X	X	X	X	X
<i>Reithrodontomys megalotis</i>	Western harvest mouse	X	X	X	X	X	X	X	X	X	X
<i>Reithrodontomys montanus</i>	Plains harvest mouse	X	X	X	X	X	X	X	X	X	X
<i>Sigmodon arizonae</i>	Arizona cotton rat	X	X	X	X	X	X	X	X	X	X
<i>Sigmodon fulviventer</i>	Fulvous cotton rat	X	X	X	X	X	X	X	X	X	X
<i>Sigmodon ochrognathus</i>	Yellow-nosed cotton rat	X	X	X	X	X	X	X	X	X	X
<i>Spermophilus spilosoma</i>	Spotted ground squirrel	X	X	X	X	X	X	X	X	X	X
<i>Thomomys spp.</i>	Pocket gopher									X	X
	TOTAL	20	19	19	18	20	18	22	21	22	22