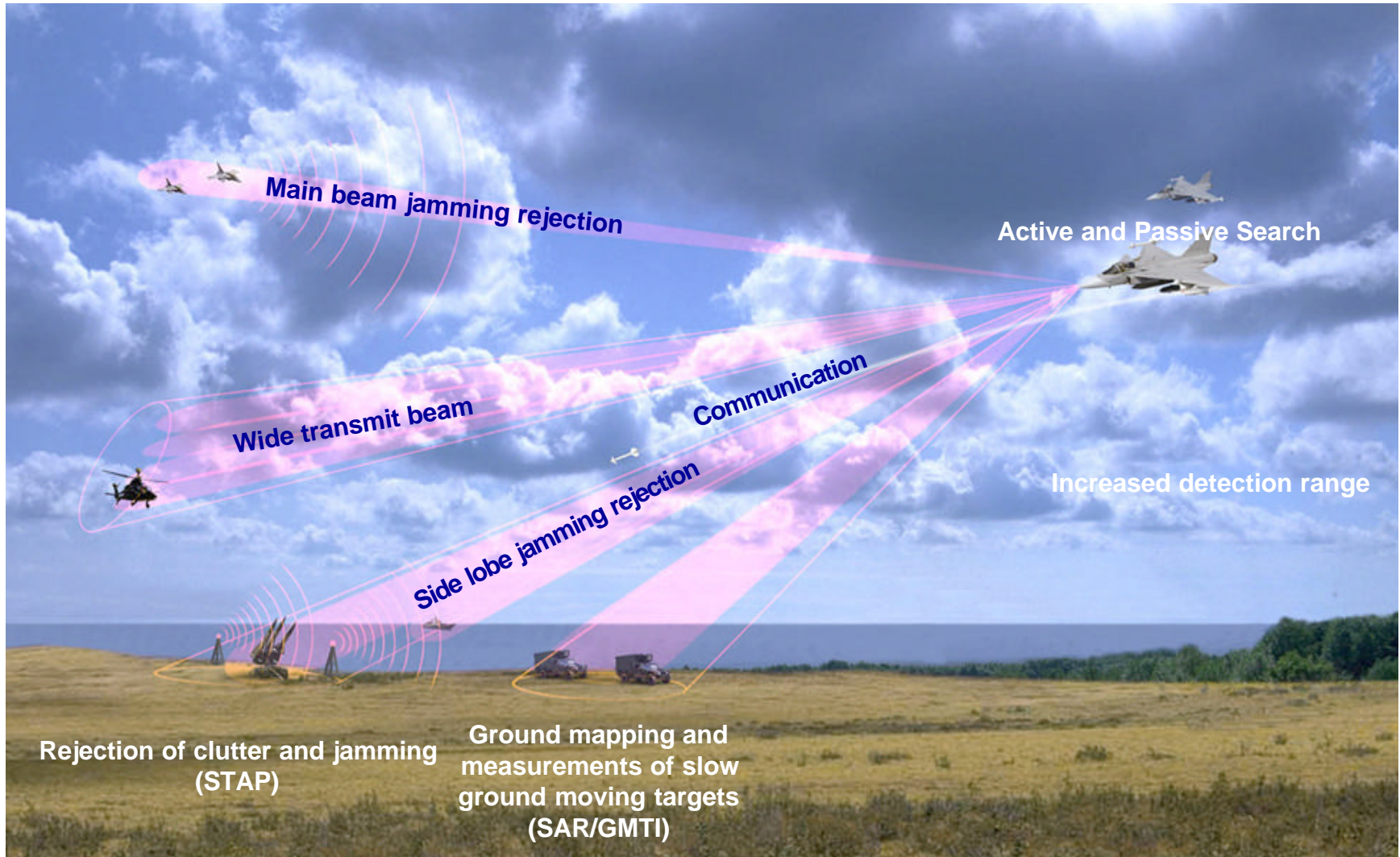




Improved air combat awareness

- with AESA and next-generation signal processing



Report Documentation Page

Form Approved
OMB No. 0704-0188

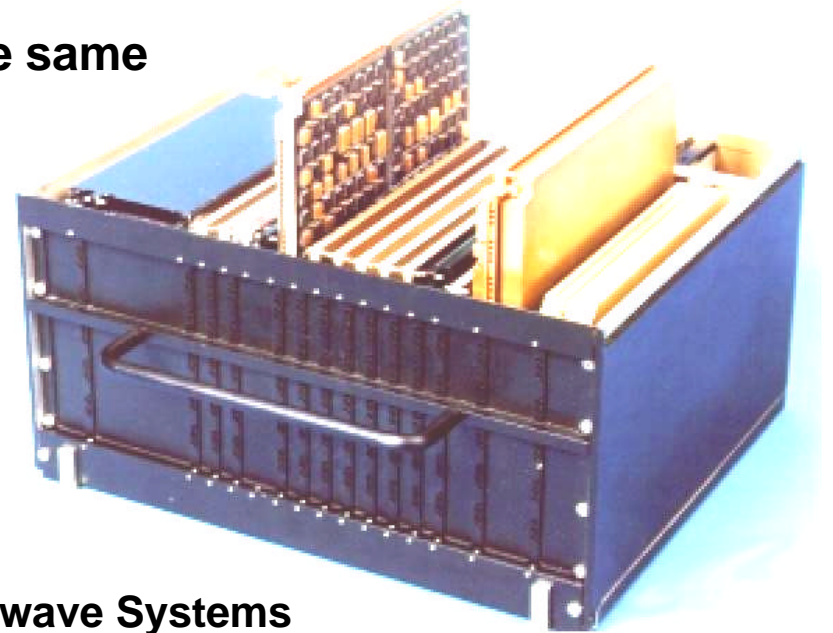
Public reporting burden for the collection of information is estimated to average 1 hour per response, including the time for reviewing instructions, searching existing data sources, gathering and maintaining the data needed, and completing and reviewing the collection of information. Send comments regarding this burden estimate or any other aspect of this collection of information, including suggestions for reducing this burden, to Washington Headquarters Services, Directorate for Information Operations and Reports, 1215 Jefferson Davis Highway, Suite 1204, Arlington VA 22202-4302. Respondents should be aware that notwithstanding any other provision of law, no person shall be subject to a penalty for failing to comply with a collection of information if it does not display a currently valid OMB control number.

1. REPORT DATE 21 MAY 2003		2. REPORT TYPE N/A		3. DATES COVERED -	
4. TITLE AND SUBTITLE Improved Air Combat Awareness With - AESA and Next-Generation Signal Processing				5a. CONTRACT NUMBER	
				5b. GRANT NUMBER	
				5c. PROGRAM ELEMENT NUMBER	
6. AUTHOR(S)				5d. PROJECT NUMBER	
				5e. TASK NUMBER	
				5f. WORK UNIT NUMBER	
7. PERFORMING ORGANIZATION NAME(S) AND ADDRESS(ES) Lincoln Laboratory, Massachusetts Institute of Technology, Lexington, MA				8. PERFORMING ORGANIZATION REPORT NUMBER	
9. SPONSORING/MONITORING AGENCY NAME(S) AND ADDRESS(ES)				10. SPONSOR/MONITOR'S ACRONYM(S)	
				11. SPONSOR/MONITOR'S REPORT NUMBER(S)	
12. DISTRIBUTION/AVAILABILITY STATEMENT Approved for public release, distribution unlimited					
13. SUPPLEMENTARY NOTES Also see ADM001473 , The original document contains color images.					
14. ABSTRACT					
15. SUBJECT TERMS					
16. SECURITY CLASSIFICATION OF:			17. LIMITATION OF ABSTRACT	18. NUMBER OF PAGES	19a. NAME OF RESPONSIBLE PERSON
a. REPORT unclassified	b. ABSTRACT unclassified	c. THIS PAGE unclassified			



The challenge

- The AESA performance should fit in the same “box” as today’s systems, considering
 - Physical size
 - Power dissipation
 - Physical robustness
- The High Speed Signal Processing (HSSP) project
 - A joint project between Ericsson Microwave Systems and Halmstad University, Sweden
- The goal of HSSP: “1 TFLOPS in a shoe box”

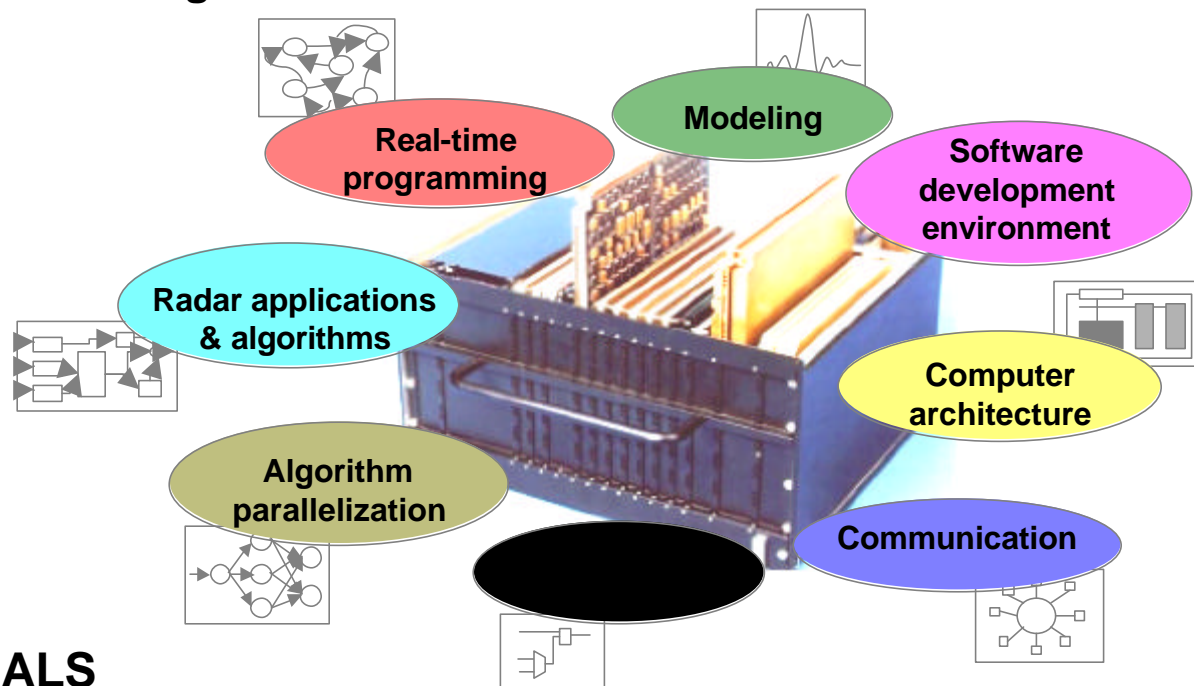




High Speed Signal Processing project

- **Research for the FUTURE**

- Embedded high speed signal processing computer systems for the next generation fighter aircraft radar.

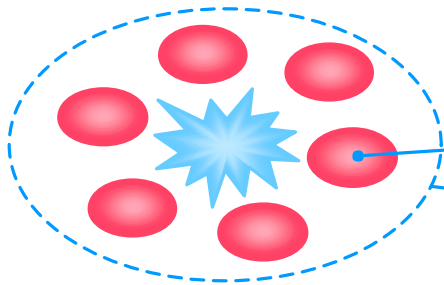


- **Our GOALS**

- Strengthen our competence to ensure realization in the future
- Find engineer efficient and economic solutions
- Actively cooperate in a wide competence network

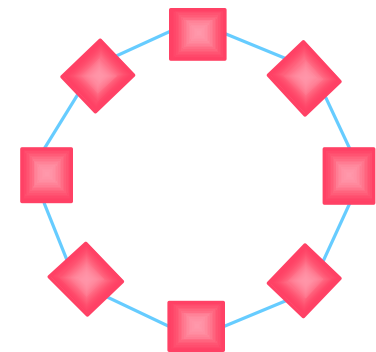


System realization



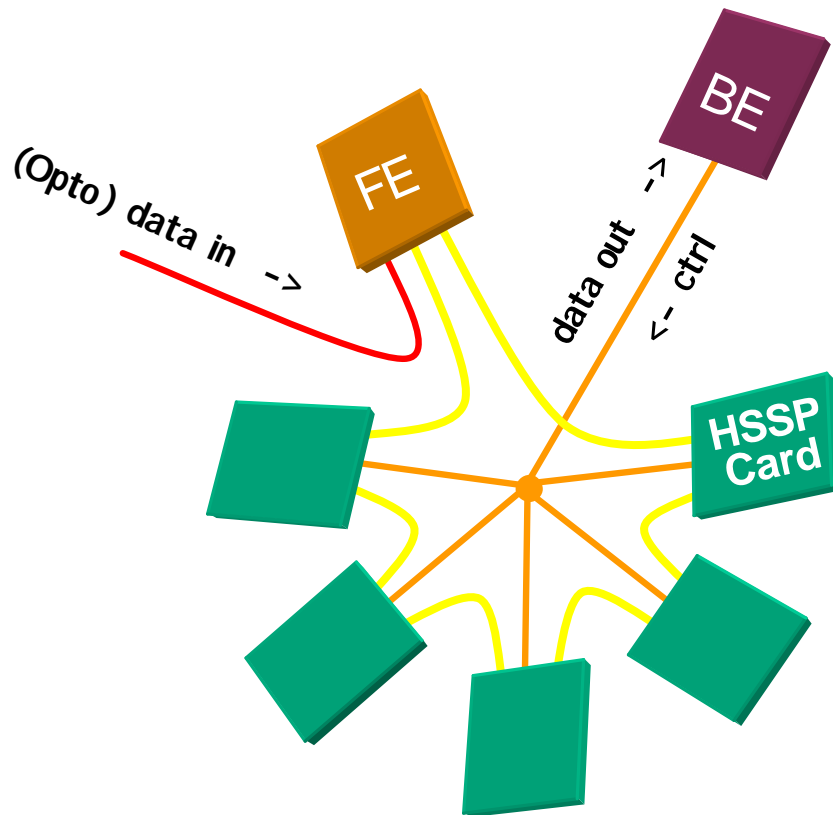
- **A multi-module system concept**
 - SIMD compute engines for high performance
 - MIMD on system level for flexibility
 - Identical compute engines

- Realizable with 0.13 μm technology (LSI Logic G13)
- The system is based on in-house SIMD based ASICs (the compute engines)
- The modules are interconnected in a ring topology by a high speed communication network (GLVDS)
- The system scales to >1 TFLOPS





HSSP system

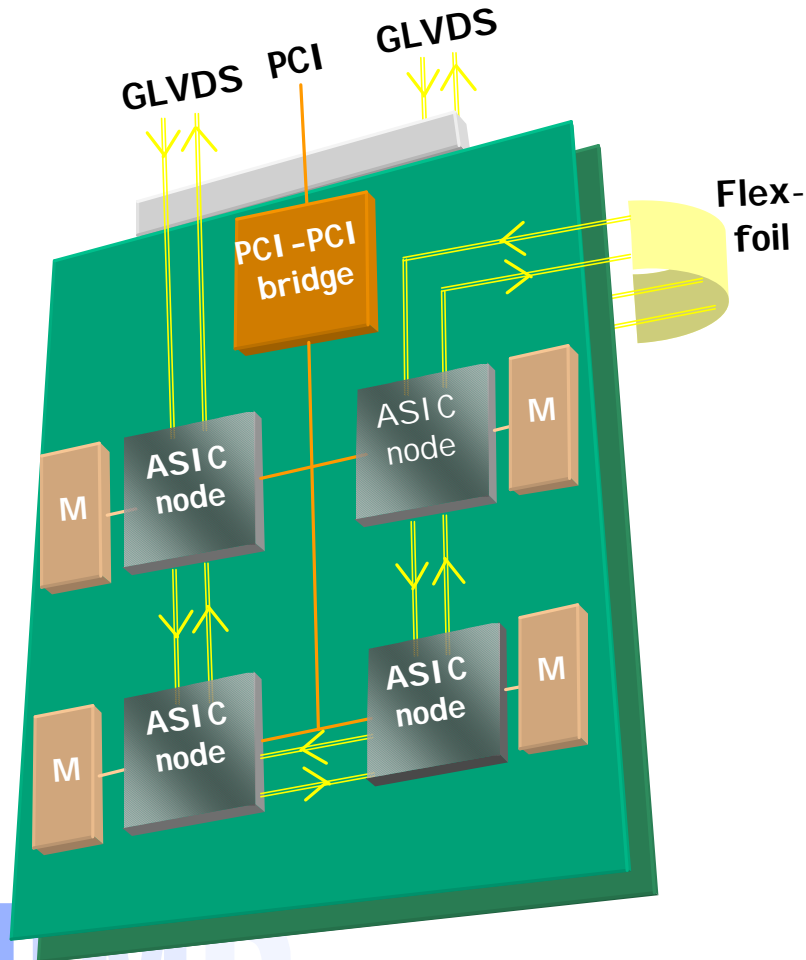


- Five HSSP cards (cassettes)
- High speed ring network
- Utility bus
- Front end (FE) with opto-interface
- Back-end (BE) with utility bus interface
- Performance: >1 TFLOPS

MIMD



HSSP card (cassette)

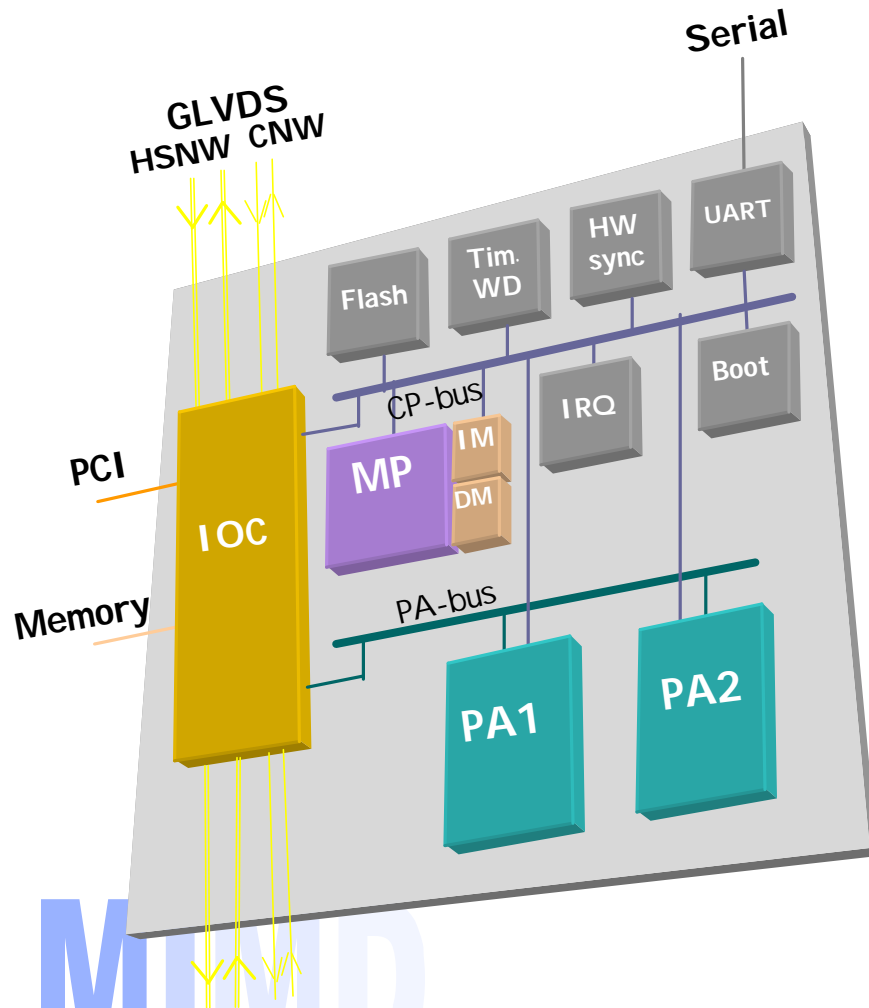


- 8 ASIC nodes per board, 4 on each side
- Double direction GLVDS ring network with separate data (1.6 GB/s) and control channel (100 MB/s)
- Utility bus
- DRAM
- Performance: 200 GFLOPS

MIMD



ASIC node



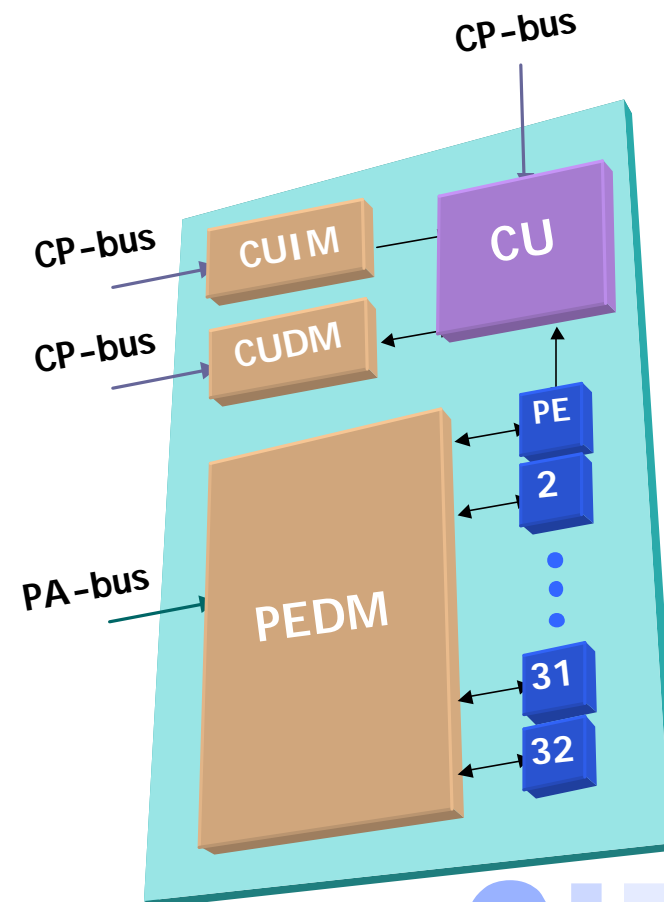
- Two processor arrays, acting as co-processors
- Master processor, IP-core running a commercial RTOS
- I/O-processor (DMA, data transformations, etc.)
- Support functions (Boot, UART, Timer, etc.)
- 0.13 μ m technology minimum
- Performance: 25 GFLOPS

MIND



Processor array (PA)


- 32 processor elements, 400 MHz, ring topology
- 32 kB memory per element
- Custom control unit w/ memory
- Performance: 12.5 GFLOPS







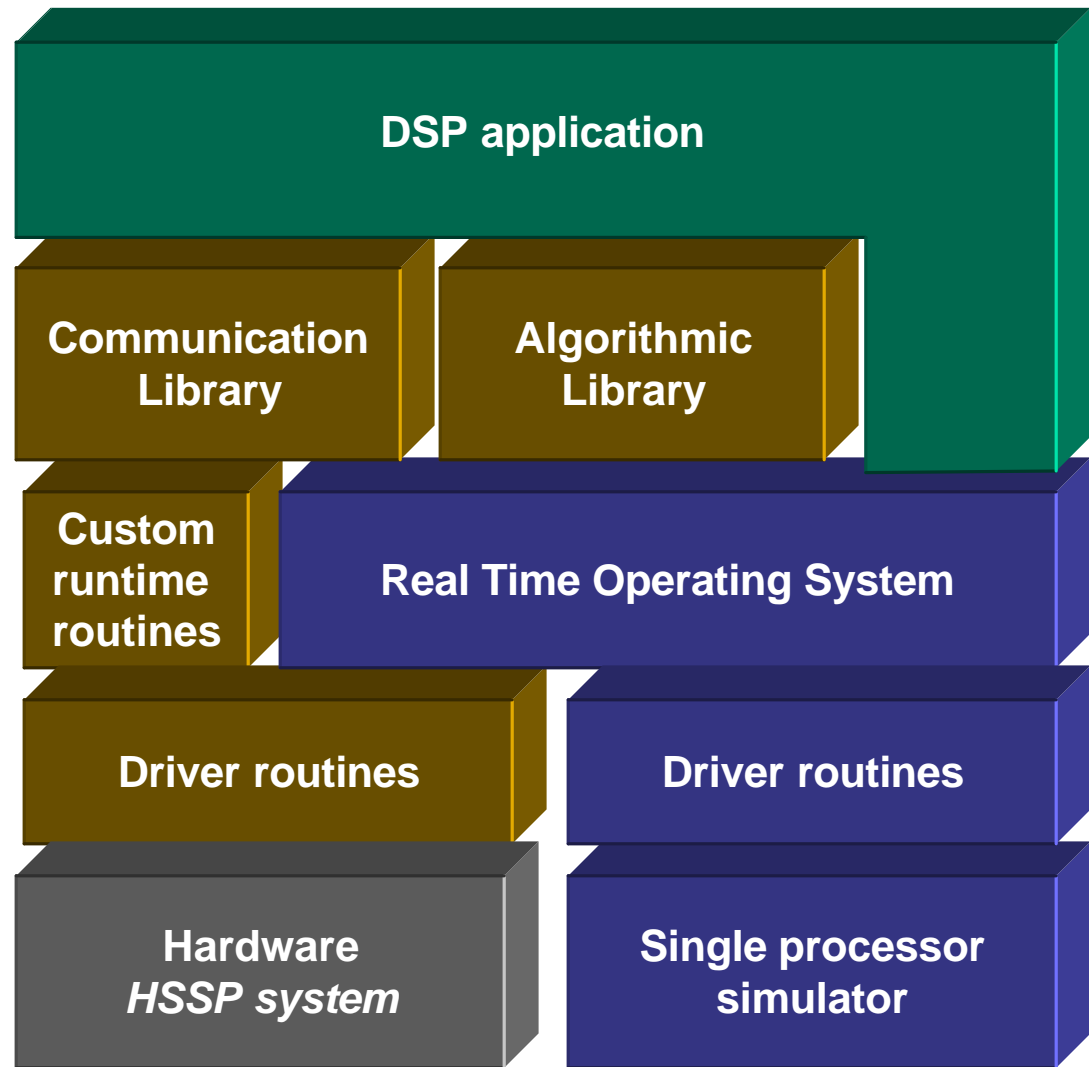
Runtime environment

- Commercial RTOS based
- Custom libraries
- Layered architecture

 In house development

 Commercial RTOS/IDE

 Hardware



MIMD



VLSI test implementation

- One processor array
- Clock and control distribution
- LSI Logics G12 process (0.18 mm), standard cell
- Total area 227 mm²
 - Clearly dominated by memories
 - Memory size can however be substantially decreased
- Control unit and processor elements capable of 335 and 396 MHz, respective
- Top level design capable of 210 MHz
- Control distribution a bottle neck, can however be pipelined

