

# REPORT DOCUMENTATION PAGE

AFRL-SR-AR-TR-04-

0123

Public reporting burden for this collection of information is estimated to average 1 hour per response, including the time for reviewing instructions, searching existing data sources, gathering the data needed, and completing and reviewing this collection of information. Send comments regarding this burden estimate or any other aspect of this collection of information, including suggestions for reducing the burden, to Washington Headquarters Services, Directorate for Information Operations and Reports (0704-014302). Respondents should be aware that notwithstanding any other provision of law, no person shall be subject to any penalty for failing to provide any information if it does not affect the operation of the program. **PLEASE DO NOT RETURN YOUR FORM TO THE ABOVE ADDRESS.**

1. REPORT DATE (DD-MM-YYYY) 20-02-2004		2. REPORT TYPE Final Performance Report		3. DATES COVERED (From - To) 1 Jun 2001 - 30 Nov 2003	
COMPUTATIONS OF THE POWER TO SUSTAIN PLASMA IN AIR  WITH RELEVANCE TO AEROSPACE TECHNOLOGY				5a. CONTRACT NUMBER	
				5b. GRANT NUMBER F49620-01-1-0414	
				5c. PROGRAM ELEMENT NUMBER	
6. AUTHOR(S) Robert J Vidmar and Kenneth R Stalder				5d. PROJECT NUMBER	
				5e. TASK NUMBER	
				5f. WORK UNIT NUMBER	
7. PERFORMING ORGANIZATION NAME(S) AND ADDRESS(ES)  University of Nevada, Reno Sponsored Projects, Mail Stop 325 1664 N Virginia Street Reno, NV 89557-0240				8. PERFORMING ORGANIZATION REPORT NUMBER	
9. SPONSORING / MONITORING AGENCY NAME(S) AND ADDRESS(ES) AF Office of Scientific Research 4015 Wilson Blvd, Room 713 Arlington, VA 22203-1954				10. SPONSOR/MONITOR'S ACRONYM(S) AFOSR/NE	
20040303 212					
12. DISTRIBUTION / AVAILABILITY STATEMENT UNLIMITED					
13. SUPPLEMENTARY NOTES					
14. ABSTRACT Research on the air chemistry for plasma produced by an electron beam and sustained with an electric field quantified the power to generate plasma with a density of 1E10 cm-3 to 1E13 cm-3 from sea level to 300,000 ft. An air chemistry code was upgraded and optimized for air-plasma research with key reactions that are functions of the reduced electric field, E/N, with a maximum value of 2E-15 V-cm2. A tabulation of all the reactions used and their reaction rates or graphical references document the air-code chemistry. The air code computes the concentration of electrons, all air species including water vapor and many byproducts such as O, many negative and positive ion species, oxygen singlet delta, oxygen vibrational states, energy deposited in the plasma, thermal expansion, the bulk gas temperature, and total power. Simulations suggest that a global minimum in power occurs as a function of E/N and roughly corresponds to a minimum in electron attachment to oxygen. Power reduction depends on the electron concentration, altitude, and duration of electron bombardment. Results suggest conditions where electron-beam bombardment converts air plasma into one where the excited-state concentrations are significant and influence the overall gas kinetics.					
15. SUBJECT TERMS Air Chemistry, Air Plasma, Computational Modeling, Druyvesteyn Distribution, Excited States, Plasma, Power, Reaction Rates, Reduced Electric Field					
16. SECURITY CLASSIFICATION OF:		UNCLASSIFIED		17. LIMITATION OF ABSTRACT	18. NUMBER OF PAGES
a. REPORT	b. ABSTRACT	c. THIS PAGE	UNCLASSIFIED	UNLIMITED	60
UNCLASSIFIED	UNCLASSIFIED	UNCLASSIFIED	UNCLASSIFIED		
				19a. NAME OF RESPONSIBLE PERSON Robert J Vidmar	
				19b. TELEPHONE NUMBER (include area code) 775 971-2411	

Standard Form 298 (Rev. 8-98)  
Prescribed by ANSI Std. Z39.18

**DISTRIBUTION STATEMENT A**  
Approved for Public Release  
Distribution Unlimited

**COMPUTATIONS OF THE POWER TO SUSTAIN PLASMA IN AIR  
WITH RELEVANCE TO AEROSPACE TECHNOLOGY**

*By:* ROBERT J VIDMAR AND KENNETH R STALDER

*Prepared for:*

AIR FORCE OFFICE OF SCIENTIFIC RESEARCH  
4015 WILSON BOULEVARD, ROOM 713  
ARLINGTON, VA 22203-1954

CONTRACT NUMBER: F49620-01-1-0414

Approved for Public Release: Unclassified with Distribution Unlimited

University of Nevada, Reno  
1664 North Virginia Street  
Reno, Nevada 89557-0240 USA

## ABSTRACT

Research on the air chemistry for plasma produced by an electron beam and sustained with an electric field quantified the power to generate plasma with a density of  $10^{10} \text{ cm}^{-3}$  to  $10^{13} \text{ cm}^{-3}$  from sea level to 300,000 ft. An air chemistry code was upgraded and optimized for air-plasma research with key reactions that are functions of the reduced electric field,  $E/N$ , with a maximum value of  $2 \times 10^{-15} \text{ V-cm}^2$ . A tabulation of all the reactions used and their reaction rates or graphical references document the air-code chemistry. The air code computes the concentration of electrons, all air species including water vapor and many byproducts such as O, many negative and positive ion species, oxygen singlet delta, oxygen vibrational states, energy deposited in the plasma, thermal expansion, the bulk gas temperature, and total power. Simulations suggest that a global minimum in power occurs as a function of  $E/N$  and roughly corresponds to a minimum in electron attachment to oxygen. Power reduction depends on the electron concentration, altitude, and duration of electron bombardment. Results suggest conditions where electron-beam bombardment converts air plasma into one where the excited-state concentrations are significant and influence the overall gas kinetics.

## CONTENTS

ABSTRACT	ii
I INTRODUCTION	1
II TECHNICAL APPROACH	2
A. Computational Modeling	2
B. Reduced Electric Field	3
C. Druyvesteyn Distribution.	4
D. Power	6
E. Pulsed Electric Field Effects	6
III RESULTS	8
A. Air-Plasma Gas Kinetics Bibliography	8
B. Reduced Electric Field	8
C. Air-Plasma Code	9
D. Power	10
E. Excited State Concentrations	11
IV PERSONNEL, INTERACTIONS, AND PUBLICATIONS	12
REFERENCES	14
APPENDIX	
Air-Chemistry Code Species	A-2
Negative-Ion Properties	A-3
Positive-Ion Properties	A-4
Neutral and Excited-State Properties	A-5
A. Negative-Species Reactions	A-6
B. Positive-Species Reactions	A-17
C. Neutral-Species Reactions	A-23
D. Positive-Ion Electron Recombination	A-27
E. Two-Body Positive-Ion Negative-Ion Recombination	A-30
F. Three-Body Cluster-Ion Recombination	A-32
G. Electron Impact Ionization, Metastable Production, and Vibrational Excitation	A-37
Reaction-Rate References	A-39

## FIGURES

Figure 1	Computational model overview	2
Figure 2	Comparison of Maxwellian and Druyvesteyn EEDFs at 2 eV.	6
Figure 3	Electron impact excitation of vibrational levels in N <sub>2</sub> and O <sub>2</sub> .	9
Figure 4	Species concentrations for biological applications.	11

## TABLES

Table 1	Power per Unit Volume for an Air Plasma with $n_e = 10^{13}$ . cm <sup>-3</sup>	10
---------	---	----

## I INTRODUCTION

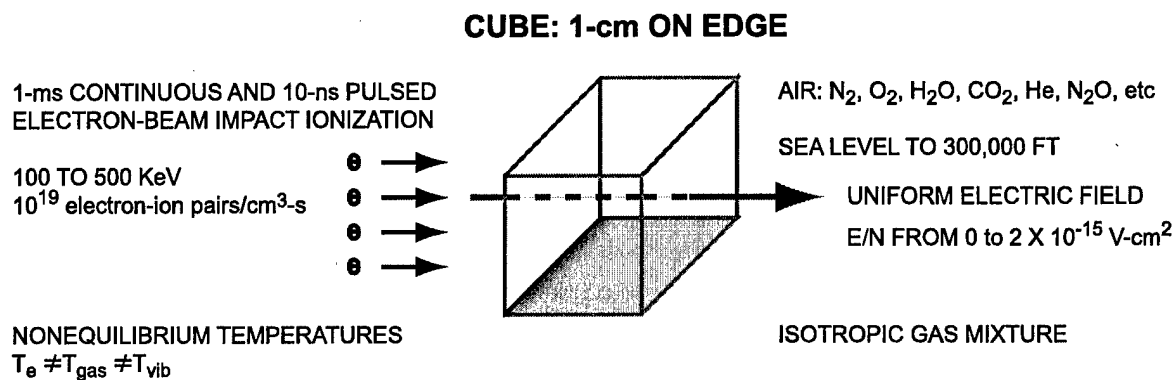
The overall goal is to provide research on the generation and sustainment of atmospheric plasma with relevance to aerospace and biological applications. This plasma would have an electron density typically in the range of  $10^{10}$  to  $10^{13}$  electrons/cm<sup>3</sup> and operate in ambient air from sea level to 300,000 ft. The DoD has many applications for plasma in air ranging from bio-decontamination, coating of implants, plasma surgery, plasma assisted combustion in aircraft engines, hydrodynamic flow control on aerodynamic surfaces, supersonic shock-wave mitigation, plasma mirrors, rf effects; and high intensity rf propagation through a transmission window into air. For many of the aerospace and biological applications a practical efficient source is important. The particular ionization system is often chosen in conjunction with a consideration for practical issues, such as fast airflow, portability, set-up time, and uses that do not readily accommodate external electrodes. Consequently, direct electrical discharges were not considered. Impact ionization by a fast electron beam was considered because it requires no electrodes, can propagate a substantial distance into air, and is very efficient. The air-chemistry code and subsequent computations of power are all based upon plasma generation via an electron-beam source.

An early set of  $1/e$  plasma lifetimes calculated by Vidmar (1990) suggested that substantial power was required to generate and sustain plasma in air where all species were in thermal equilibrium. Subsequent research by Yu *et al* (2002) for air heated to 2,000 K, Stark and Schoenbach (2001) for dry air at 2,000 K, Macheret *et al* (2001) for ambient air to 700 K, and Adamovich (2001) for optically pumped CO/Ar/O<sub>2</sub> and CO/Ar/N<sub>2</sub> mixtures at 700 K has shown that a nonequilibrium plasma requires less power than an equilibrium plasma. The theoretical research conducted explored transient nonequilibrium electron-beam generated plasma, where the typical time scale was approximately 1 ms and the bulk gas temperature was kept near ambient.

## II TECHNICAL APPROACH

### A. Computational Modeling

Earlier research on electron-beam generated plasma, Vidmar (1990A), resulted in an air chemistry code that has subsequently been refined. The code as noted in Fig. 1 is zero dimensional and assumes an isotropic gas mixture. Air with water vapor is the target gas and represents a standard atmosphere from sea level to 300,000 ft. Additional options allow the modeling of synthetic air and helium-air mixtures. Electron beam impact ionization is the primary ionization source, which generates a number of positive, negative, and excited state byproducts that are quantified in Vidmar and Stalder (2004). A uniform electric field can be modeled with values of reduced electric field,  $E/N$ , ranging from 0 to  $2 \times 10^{-15} \text{ V-cm}^2$ , where  $E$  is electric field strength and  $N$  is bulk gas number density. The code permits nonequilibrium conditions among electrons, vibrational states, and the bulk gas temperatures.



### COMPUTATIONAL PARAMETERS: 58 SPECIES AND 461 REACTIONS

SPECIES: 14 NEUTRAL, 15 EXCITED STATES, 15 NEGATIVE, AND 14 POSITIVE

EXPERIMENTAL DATA USED FOR HIGH  $E/N$ , WHEN AVAILABLE

$E/N$  DEPENDENCIES CODED AS TABLES

BULK GAS TEMPERATURE AND GAS EXPANSION

EXPLICIT JACOBIAN

COMPAQ FORTRAN: LAPTOP AND MINICOMPUTER

$$\frac{dy_i}{dt} = f_i(t, y_1, y_2, \dots, y_{58}) + R_i g_i(t) \quad i = 1, 58$$

$$f_i = y_i \sum_{j=1}^{58} n_{ij} k_{ij}(E/N) y_j + y_i \sum_{j=1}^{58} \sum_{m=1}^{58} n_{ijm} k_{ijm}(E/N) y_j y_m$$

Figure 1 Computational model overview.

The air chemistry code solves a set of coupled nonlinear equations with source terms as noted in Fig. 1. In Fig 1, the quantity  $y_i$  refers to the concentration of the  $i^{\text{th}}$  species,  $t$  is time,  $R_i$  is the magnitude of a source term,  $g_i(t)$  is the time dependence of a source term;  $k_{ij}(E/N)$  is a two-body reaction rate that may have an  $E/N$  dependence,  $k_{ijm}(E/N)$  is a three-body reaction rate that may have an  $E/N$  dependence,  $n_{ij}$  is a signed integer constant that depends on detailed balance of each two-body reaction, and  $n_{ijm}$  is

a signed integer constant that depends on detailed balance of each three-body reaction. The species, properties of the species, reactions, reaction rates, and reaction-rate references are quantified in Appendix A. The air code tracks energy deposition by the electron beam and Joule heating when an electric field is present. Bulk gas heating is computed based on net energy deposition in the gas.

The linear equation solver runs with an explicit Jacobian, which increases accuracy and greatly reduces computational run time. The additional speed of the code facilitated an increase in species and reactions without a burdensome increase in run time. There remains sufficient headroom for additional species and reaction to be added in the future. The air code was programmed in Compaq Visual Fortran and runs most simulations in less than a minute.

The code has three primary modes of operation. The first mode is a delta function mode that was part of the original code in Vidmar 1990A and used to generate the  $1/e$  plasma lifetime curves in Vidmar 1990B. The second mode is a constant level of ionization that was run for durations of as long as 1 ms and used to generate the species and power curves in Vidmar and Stalder (2003 and 2004). The third mode is a repeating rectangular pulse sequence to simulate the effects of repetitive pulsing. An example of a 100 ns on-off pulse sequence appears in Vidmar and Stalder (2004).

## **B. Reduced Electric Field.**

One result of modeling attachment in oxygen and oxygen-nitrogen mixtures is a well-developed minimum for attachment as a function of  $E/N$  as explained by Taniguchi *et al* (1982). It was apparent that electron attachment to  $O_2$ , electron detachment from  $O^-$  and  $O_2^-$ , metastable production, and ionization should be quantified in the air code, as a function of  $E/N$ . An additional detail in modeling air as a function of  $E/N$ , however, is the effect of water vapor on the electron energy and momentum transfer collision rate. An appropriate formulation was found in Lowke (1992) and the results incorporated in the air code as a function of both percent  $H_2O$  and  $E/N$ .

Aleksandrov (1993) provides a theoretical analysis of electron three-body attachment to  $O_2$ ,  $O_2(a^1\Delta_g)$ , and their vibrational states as a function of  $E/N$ . Although the attachment rate to  $O_2$  is high, attachment to  $O_2(a^1\Delta_g)$  is several orders of magnitude lower. The attachment rate for vibrationally excited  $O_2$  decreases for increasing vibrational levels. But, the attachment rate for vibrationally excited  $O_2(a^1\Delta_g)$  increases for increasing vibrational levels but remains approximately two orders of magnitude lower than the attachment rate to ground state  $O_2$ . It is clear that kinetic processes that generate  $O_2(a^1\Delta_g)$  and vibrationally excited  $O_2$  lead to lower overall attachment rates. Consequently, reactions with  $E/N$  dependencies for electron excitation of  $O_2(a^1\Delta_g)$ , impact excitation of the first four vibrational levels of  $O_2$ , and electron detachment from  $O^-$  and  $O_2^-$  were added to the code. The electron temperature and these rates in graphical form appear in Vidmar and Stalder (2003 and 2004).

### C. Druyvesteyn Distribution.

**Electron Energy Distribution Functions** The electron energy distribution function (EEDF) can dramatically influence the rate constants for electron impact processes. The Boltzmann equation is frequently used to deduce the EEDF when the appropriate cross sections for momentum transfer and inelastic energy loss are known. Intuition suggests that at low E/N a Maxwellian distribution function would result. However, Druyvesteyn found that low E/N conditions produce a distorted distribution function in which the high-energy population is reduced from the Maxwellian population. Nevertheless, many researchers report rate constants as a function of an electron temperature, regardless of the value of E/N applicable to their conditions. Sometimes rate constants are specified in terms of the reduced electric field, E/N, and in some of those reports an analysis of the Boltzmann equation is used to determine the EEDF and its departure from a Maxwellian. The analytic form of the EEDF originally attributable to Druyvesteyn may more closely approximate the actual form of the EEDF derived from solving the Boltzmann equation, see Smirnov (1981) or Behnke (1998). Lowke's (1992) Boltzmann analysis shows mean electron energies ( $D/\mu$ ) and drift velocities for dry air and humid (2%) air, but does not show the EEDF explicitly. The analysis of Aleksandrov *et al* (1981) resulted in tabulations of the EEDF for dry synthetic air for high values of E/N ( $>3 \times 10^{-16}$  volt  $\text{cm}^2$ ); these data indicate the EEDF has both Maxwellian and Druyvesteyn-like features. Because the EEDF is not evaluated in the air code, the precise form of the distribution function as the air chemistry evolves is not known.

Many reactions in the literature are expressed in terms of cross sections as a function of energy. Rate constants are derived from cross sections by averaging the cross section over velocity, where the average is computed using the appropriate distribution function. The following section summarizes analytic techniques for representing reaction rates in terms of the EEDF and cross sections.

**Rate Constants and the EEDF.** The rate of reaction (in numbers of particles per cubic centimeter per second) between two colliding particles (denoted by indices a and b) may be generally expressed as  $R = k N_a N_b = \langle \sigma v \rangle_{ab} N_a N_b$ , where  $N_a$  and  $N_b$  are the densities of each type and the rate constant  $k = \langle \sigma v \rangle_{ab}$  is the velocity-averaged cross section that is determined by both the velocity dependence of the cross section as well as the form of the distribution function used to compute the average (denoted by the brackets  $\langle \rangle$ ). In the case of electron collision processes with much heavier atoms, molecules and the like, the electron velocities are usually substantially greater than the heavy particle's, so the average may be reduced to just averaging over the electron velocity distribution. It is conventional in many gas discharge studies to use the electron's energy distribution function (EEDF) rather than its velocity distribution. Then the rate constant  $k_i$  for reactions with electrons may be expressed in terms of the EEDF  $f_o(U)$  as

$$k_i = \left( \frac{2e}{m_e} \right)^{1/2} \int_0^{\infty} U f_o(U) \sigma(U) dU ,$$

where  $\sigma(U)$  is the cross section for the process  $i$  as a function of energy  $U$ . For Maxwellian EEDFs,

$$f_o(U) = C \exp\left(\frac{-U}{k_B T_e}\right),$$

where  $C$  is a normalization constant and  $k_B$  is Boltzmann's constant. For Druyvesteyn distributions, the EEDF may be expressed as

$$f_o(U) = A \frac{1}{U_e^{3/2}} \exp\left[-\frac{1}{k} \left(\frac{U}{U_e}\right)^k\right], \text{ with } A = \frac{\left(\frac{1}{k}\right)^{\frac{(3-2k)}{2k}}}{\Gamma\left(\frac{3}{2k}\right)}.$$

where  $U_e$  is the effective temperature which is equal to the mean energy,  $\Gamma$  is the gamma function,  $k \approx 2$  for Druyvesteyn distributions, and  $A = 0.9704$  for  $k = 2$ .

Figure 2 contains several forms of the EEDF relevant to air that appear in the literature. It is clear that for many processes in which the cross section is sizable for energies above about 2 eV, large variations in the rate constant would be obtained depending on the form of the EEDF used. The code does not evaluate the EEDF at each time step because of the complexity and time consumption of calling a Boltzmann equation solver at each time step and the lack of sufficient cross section information for all of the processes and species modeled in the air-chemistry code. Approximate methods are used to carry out the air chemistry calculations. Many electron impact rate constants are expressed as a function of the electron temperature  $T_e$ , in which Maxwellian EEDFs are implicitly assumed. Some authors express rate constants as a function of the reduced electric field  $E/N$ , and some of these are actually computed from EEDFs that are computed from solving the Boltzmann equation for particular gases or gas mixtures. The rate constants used were derived from many sources and are expressed in terms that most closely reflect the particular situation being modeled. Experimentally derived rate constants for air, including water vapor are preferred, but occasionally theoretically-derived values are used when experimental data does not cover all of the conditions encountered during the simulation. In some cases rate constant data is interpolated or extrapolated to extend the ability of the code to deal with the widely varying conditions encountered in the simulations.

EEDF for 4:1 N<sub>2</sub>:O<sub>2</sub> (Synthetic Air-without water) [from Aleksandrov, et al.]  
 Compared with Maxwellian Distribution at 2 eV  
 and Druyvesteyn Distribution at 2 eV

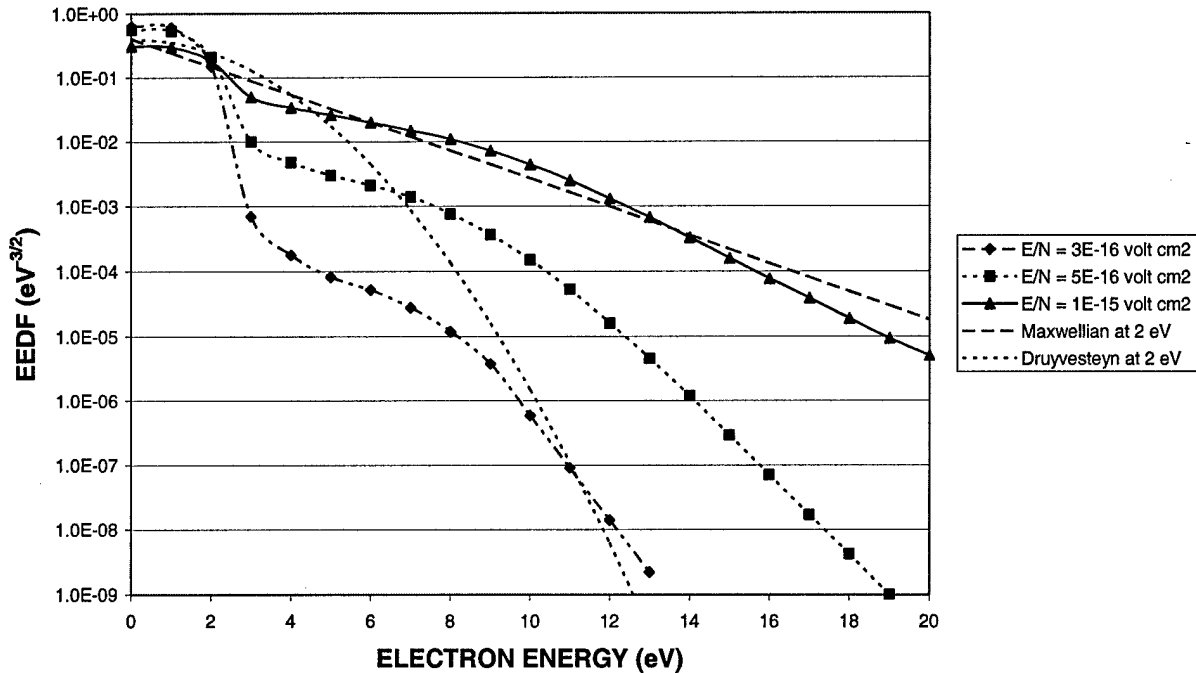


Figure 2 Comparison of Maxwellian and Druyvesteyn EEDFs at 2 eV.

#### D. Power.

The computation of net power deposited in the plasma is the sum of the electron beam power and Joule heating. For each time step in the simulation, the air code evaluates the net energy deposited in the plasma. The energy from the electron beam is based on a deposition of 33.7 eV for each electron ion pair plus the Joule heating based on the value of electric field and the DC conductivity. The net power calculated for a finite time interval is an average power or total energy deposited divided by the simulation time interval. All of the energy deposited in the plasma is tracked as a function of time. That energy is used to compute the bulk gas temperature.

#### E. Pulsed Electric Field Effects.

For many applications, pulsed sources are used. As noted above, there are many reactions that depend on E/N. Because one of the detractors to many applications is the necessity of external electrodes, a means of generating an external electric field without external wires is an important advance. Macheret et al (2001)

provides specific insight to the external axial electric field produced by an electron beam propagating in air. Their work quantifies the axial electric field and relates it to the beam current and energy. The same physical processes that produce the axial electric field will be present for a pulsed system. In a simplistic way, the beam current per pulse will control the value of E/N in the plasma when the beam is on. When the beam is off, the axial electric field decays to zero.

The effect on the species concentrations can be immense. The production of  $O_2(a^1\Delta_g)$ , for example, has a reaction rate of  $1 \times 10^{-13} \text{ cm}^3/\text{s}$  and  $2 \times 10^{-11} \text{ cm}^3/\text{s}$  for  $E/N = 10^{-17} \text{ V-cm}^2$  and  $10^{-16} \text{ V-cm}^2$ , respectively. Suppose a steady continuous beam produced an E/N of  $10^{-17} \text{ V-cm}^2$  in the plasma, the average reaction rate for production of  $O_2(a^1\Delta_g)$  would be  $1 \times 10^{-13} \text{ cm}^3/\text{s}$ . For a pulsed system with a 10% duty ratio and the same average power, the current would increase by a factor of 10 and the value of E/N would be  $10^{-16} \text{ V-cm}^2$  when the pulse is on. The average reaction rate would increase to  $2 \times 10^{-12} \text{ cm}^3/\text{s}$ , an increase of 20. The pulse magnitude and duty ratio provide a means of regulating E/N and the underlying plasma air chemistry without the utilization of external electrodes.

The ability to adjust the value of E/N without external electrodes to produce a variety of air-chemistry effects provides a means of producing custom excited state mixtures for a variety of purposes. For example, air plasma rich in excited states would reduce the overall electron attachment rate and reduce power expenditure. For biodecontamination a plasma rich in O and other radical species would be appropriate. The value of E/N to minimize power and maximize O and radical species production are different but both can be achieved using a pulsed system without external electrodes.

### III RESULTS

The major research results are the following:

- Development of a substantial bibliography on air-plasma gas kinetics.
- Publication of graphs of important reaction rates as a function of E/N.
- Development of a gas-kinetics code optimized for air-plasma research.
- Quantifying the power per unit volume for air plasma from sea level to 300,000 ft.
- Quantifying excited-state concentrations for air plasma.

#### A. Air-Plasma Gas Kinetics Bibliography

The literature search for materials that bear on the gas kinetics of air plasma resulted in an extensive bibliography of over 500 references including references from many translated European and Russian journals. The bibliography has been included as an attachment to a book by Becker, K. H., R. J. Barker, and K. H. Schoenbach, *Non-Equilibrium Air Plasmas at Atmospheric Pressure*, to be published by Institute of Physics in 2004.

#### B. Reduced Electric Field

The key reaction rates with strong dependence on E/N and the dependence of electron temperature as a function of E/N and water vapor concentration were published in Vidmar and Stalder (2003). The practical range of E/N for these reactions is from 0 to  $2 \times 10^{-15}$  V-cm<sup>2</sup>. The rates include electron three-body attachment to oxygen with O<sub>2</sub> and N<sub>2</sub> as the third body, electron dissociative attachment, electron detachment from O<sup>-</sup>, collisional detachment from O<sub>2</sub><sup>-</sup> with N<sub>2</sub> or O<sub>2</sub> as the second body, electron impact ionization of O<sub>2</sub>, and impact excitation of O<sub>2</sub>(a<sup>1</sup>Δ<sub>g</sub>).

Because the excitation of N<sub>2</sub> and O<sub>2</sub> vibrational states can have large reaction rates for large values of E/N, they were investigated and included in the air code. The electron excitation reaction rates of the first four vibrational levels of O<sub>2</sub> and N<sub>2</sub> were extracted from Aleksandrov *et al* (1981) and Pavlov (1998A and 1998B) and appear in Fig 3. For E/N ≤  $1 \times 10^{-17}$  V-cm<sup>2</sup> the production of oxygen vibrational states dominates over nitrogen vibrational states. For E/N >  $1 \times 10^{-17}$  V-cm<sup>2</sup> the production of nitrogen vibration states dominates by over an order of magnitude.

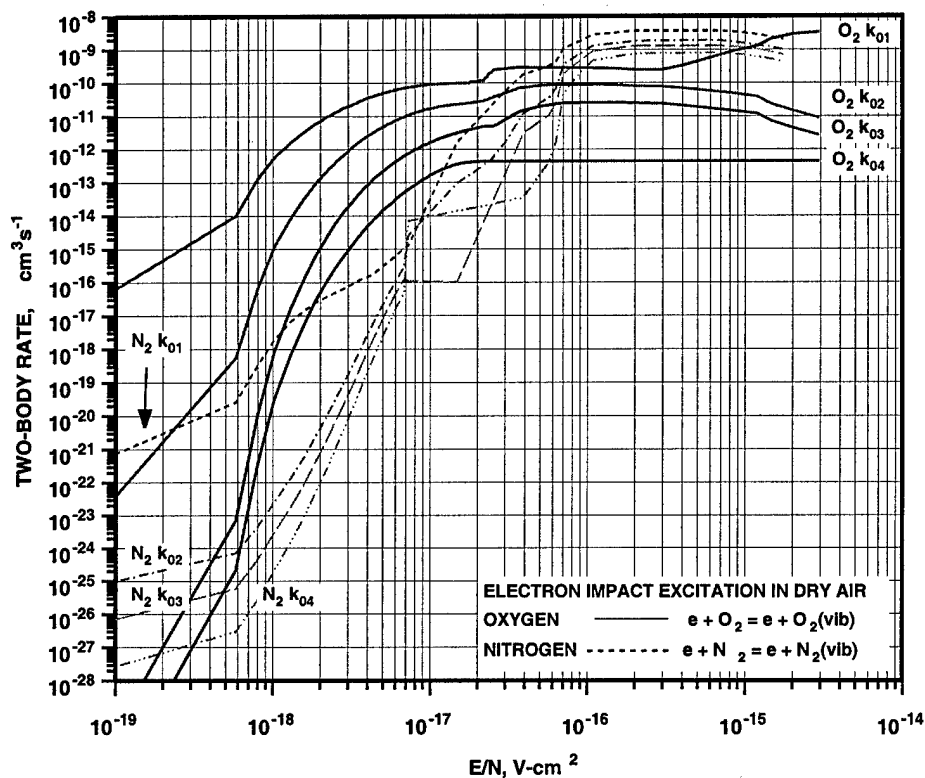


Figure 3 Electron impact excitation of vibrational levels in  $N_2$  and  $O_2$ .

### C. Air-Plasma Code

The initial air-chemistry code from the late 1980's has been transformed into a useful research tool. Key features are the ability to model air plasma from sea level to 300,000 ft, to model helium-air mixtures, impose a continuous electric field, model delta-function, continuous ionization, and repeating rectangular pulses; and to output files that track all species, energy deposition processes, gas expansion, and temperatures. The code implements all of the species and reactions noted in Appendix A and the nonlinear equation solver operates with an explicit Jacobian for the time derivative of the species concentrations. There is ample headroom to accommodate many additional species and reactions, such as collisional dissociation of  $N_2$ ,  $O_2$ ,  $O_3$ , and other species that would permit more accurate simulations with a gas temperature in excess of 1,000 K. These features permit a wide range of simulations that can be used to estimate total power required to generate and sustain plasma and can provide theoretical curves for comparison to electron-beam air-plasma experiments, such as Kiselev *et al* (1979), Andreev *et al* (1985), and Spencer *et al* (1987). All of these experiments report longer plasma lifetimes and lower power than would be expected based on electron three-body attachment to oxygen.

## D. Power

Although some applications of plasma, such as a shock wave, plasma torch, or hot exhaust gases, operate at high temperature near 2,000 K, biological applications and low temperature applications on or near an aircraft require bulk gas temperatures at or near ambient. The approach of using an electron-beam to generate and sustain plasma does not require any preheating of air and therefore accommodates ambient and low temperature applications. A sampling of net power expenditure reports for a plasma density of  $n_e = 10^{13} \text{ cm}^{-3}$  plus their operating conditions and the current results of this effort appear in Table 1.

Table 1 Power per Unit Volume for an Air Plasma with  $n_e = 10^{13} \text{ cm}^{-3}$

Source and Conditions	P/V	Reference
Electron-beam source with 2,000 K preheated air continuous operation	100 MW/m <sup>3</sup> (100 W/cm <sup>3</sup> )	Macheret et al (2001)
Direct current glow discharge with 2,000 K preheated air and a 300 m/s flow continuous operation	24 GW/m <sup>3</sup> (24 kw/cm <sup>3</sup> )	Yu et al (2002)
Direct current glow discharge with 2,000 K preheated air continuous operation	5 GW/m <sup>3</sup> (5 kw/cm <sup>3</sup> )	Stark and Schoenbach (2001)
Electron beam source with ambient air Air temperature increases to 369 K 10 $\mu$ s duration	7 GW/m <sup>3</sup> (7 kw/cm <sup>3</sup> )	Vidmar and Stalder (2004)

Data: Electron density,  $n_e$ . Additional power to heat sea level air to 2,000 K in a 300 m/s flow is 10.5 GW/m<sup>3</sup> (10.5 kW/cm<sup>3</sup>)

The power required remains high even for the current research. The approach, however, produces a relatively low-temperature plasma compared to the references cited. A more comprehensive set of graphs of power versus altitude for  $n_e = 10^{10} \text{ cm}^{-3}$  and  $10^{13} \text{ cm}^{-3}$  appear in Vidmar and Stalder (2004). The power per unit volume decreases substantially as a function of altitude, exhibits a stronger dependence on E/N, and develops a broad minimization in power for  $E/N \approx 10^{-17} \text{ V-cm}^2$ .

## E. Excited State Concentrations

One of the results in Vidmar and Stalder (2004) is a graph of excited state species at 30,000 ft for an electron concentration of  $10^{13} \text{ cm}^{-3}$ . The simulation is for 1 ms and illustrates the build-up of excited states as a function of time. The concentration of  $\text{O}_2(a^1\Delta_g)$ ,  $\text{O}_2(v=1)$ , and  $\text{O}_2(v=2)$  build-up to  $4 \times 10^{15} \text{ cm}^{-3}$ ,  $1 \times 10^{17} \text{ cm}^{-3}$ , and  $3 \times 10^{16} \text{ cm}^{-3}$  respectively, whereas the concentration of ground state  $\text{O}_2(v=0)$  falls from  $2 \times 10^{18} \text{ cm}^{-3}$  to  $2 \times 10^{17} \text{ cm}^{-3}$ . At the end of 1 ms of ionization, the relative concentrations of  $\text{O}_2(v=0) : \text{O}_2(v=1) : \text{O}_2(v=2) : \text{O}_2(a^1\Delta_g)$  are 50: 25: 7.5: 1. The relatively high concentrations of  $\text{O}_2(v=1)$ ,  $\text{O}_2(v=2)$ , and  $\text{O}_2(a^1\Delta_g)$  indicate that excited state concentration are of sufficient magnitude to influence the overall attachment rate and net power expenditure.

The result in Fig. 4 quantifies species concentrations of interest to biological applications. Monatomic oxygen, O, for example, is a highly reactive species that can permeate through biological materials and is harmful to a cell. The simulation in Fig. 4 is for an electron concentration of  $10^{10} \text{ cm}^{-3}$  and continuous ionization for 1 ms. The concentration of O peaks at  $6 \times 10^{13} \text{ cm}^{-3}$ , which corresponds to 2.4 ppm.  $\text{O}_3$  and OH are also bio-reactive species with peak concentrations of 117 ppm. The concentrations in Fig. 4 all exhibits a peak with a dip to the left due to the inflection due to three-body attachment of electrons to oxygen and a substantial shift in electron energy due to water vapor in the air at sea level.

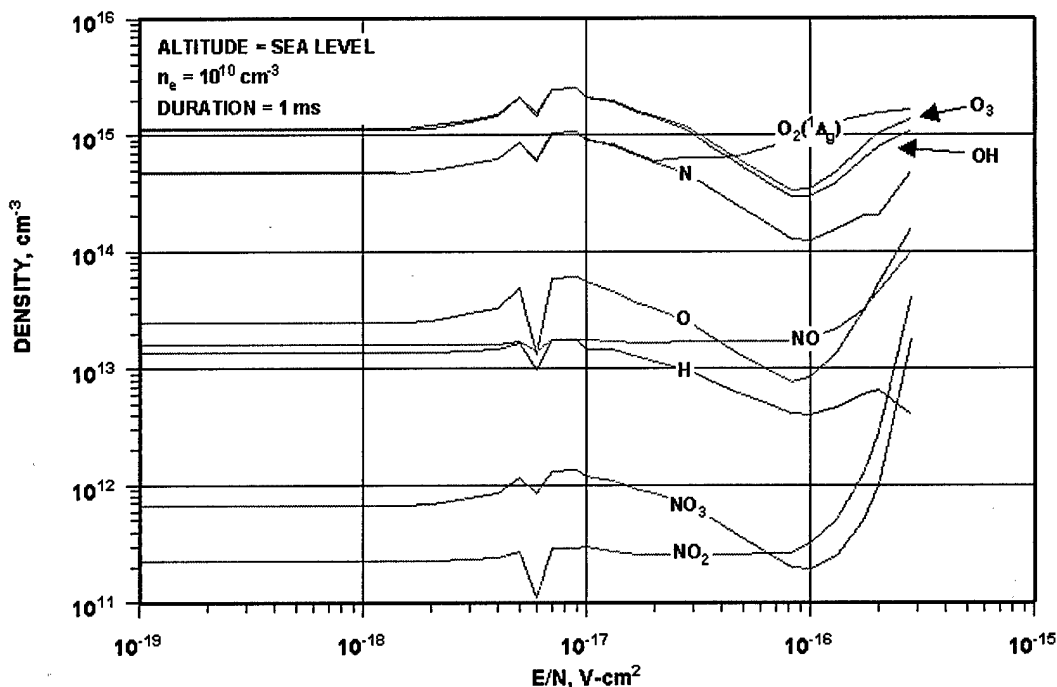


Figure 4 Species concentrations for biological applications.

Another technological area that may benefit from the air plasma research is the complex air chemistry associated with naturally occurring lightning and thundercloud discharges. Chubenko *et al* (2003) describes an experiment and results that quantify high-energy electron and X-ray production in clouds prior to breakdown. The mechanism for high energy electrons described by Babich *et al* (1998) and Gurevich *et al* (1999) involves cosmic ray ionization and runaway electrons. The method proposed by Babich and Gurevich depends on the electron attachment rate and the electron momentum transfer collision rate. Dwyer (2003) analyzes a fundamental limit on the electric field in air but does not address the issue of electron attachment in air with substantial excited-state populations. It is advanced that air subject to a strong electric field for less than 1 s prior to breakdown can lead to a gas-kinetic system dominated by excited-state oxygen. The attachment rate in all likelihood will decrease but it is not known what the effect of excited states would be on electron momentum transfer. Excited-state plasma may play some role in explaining the breakdown potential in air and the anomalous observations of high-energy electrons and X-rays prior to breakdown in clouds.

## IV PERSONNEL, INTERACTIONS, AND PUBLICATIONS

**Personnel.** The primary personnel on this project has been

- Robert J Vidmar, Principal Investigator
- Kenneth R Stalder, Consultant

**Interactions.** The research conducted on this project has been presented at the 55<sup>th</sup> and 56<sup>th</sup> Gaseous Electronic Conferences, and at the 2003 and 2004 American Institute of Aeronautics and Astronautics Conference in Reno Nevada. There were numerous interactions at these conferences with representatives from DoD Laboratories, National Laboratories, private companies, and Universities from around the world.

### Publications Supported by AFOSR Grant Number F49620-01-1-0414

Vidmar, R, and K Stalder, "Air Chemistry and Power to Sustain Air Plasma Generated by Electron-Beam Excitation", Oral Presentation XF2-5, 55<sup>th</sup> Gaseous Electronics Conference, 15-18 Oct, 2002, Bulletin of the American Physical Society, Vol 47, No 7, p 74, Oct, 2002

Vidmar, R, and K Stalder, "Enhanced Plasma Lifetime of Air Plasma Generated by Electron Beam Excitation", Poster Session GTP 83, 55<sup>th</sup> Gaseous Electronics Conference, 15-18 Oct, 2002, Bulletin of the American Physical Society, Vol 47, No 7, p 29, Oct, 2002

Vidmar, R. J., and K. R. Stalder, "Air Chemistry and Power to Generate and Sustain Plasma: Plasma Lifetime Calculations," AIAA 2003-1189, p 8, Jan, 2003.

Vidmar, R. J., and K. R. Stalder, "Air Chemistry and Power to Generate and Sustain Plasma: Plasma Lifetime Calculations," Oral Session 173-WIG-8, AIAA 2003-1189, 41st AIAA Aerospace Sciences Meeting and Exhibit, Reno Hilton, 9 Jan, 2003.

Vidmar, R, and K Stalder, "Power and Air Chemistry Simulations for Plasma Continuously Generated by an Electron Beam with a Sustaining Electric Field", Oral Presentation FT2-6, 56<sup>th</sup> Gaseous Electronics Conference, 21-24 Oct, 2003, Bulletin of the American Physical Society, Vol 48, No 6, p 21, Oct, 2003

Vidmar, R, and K Stalder, "Air Chemistry, Reactions, Simulations, and Power Estimates for Plasma Continuously Generated by an Electron Beam with a Sustaining Electric Field", Poster Session NWP-38, 56<sup>th</sup> Gaseous Electronics Conference, 21-24 Oct, 2003, Bulletin of the American Physical Society, Vol 48, No 6, p 53, Oct, 2003

Vidmar, R. J., and K. R. Stalder, "Electron-Beam Generated Plasma in Air: Pulsed and Continuous Generation," AIAA 2004-359, p 8, Jan, 2004.

Vidmar, R. J., and K. R. Stalder, "Electron-Beam Generated Plasma in Air: Pulsed and Continuous Generation," Oral Session 51-WIG-2, AIAA 2004-359, 42<sup>nd</sup> AIAA Aerospace Sciences Meeting and Exhibit, Reno Hilton, 5 Jan, 2004.

## REFERENCES

- Aleksandrov, N. L., F. I. Vysikailo, R. Sh. Islamov, I. V. Kochetov, A. P. Napartovich, and V. G. Pevgov, "Electron Distribution Function in 4:1 N<sub>2</sub>-O<sub>2</sub> Mixture," High Temperature (Translated from *Teplofizika Vysokikh Temperatur*), Vol 19, No 1, pp 17-21, Jan-Feb, 1981.
- Aleksandrov, N. L., "Three-Body Electron Attachment to O<sub>2</sub>(a<sup>1</sup>Δ<sub>g</sub>)," Chemical Physics Letters, Vol 212, No 3,4, pp 409-412, Sept, 1993.
- Andreev, S. I., V. L. Bychkov, O. A. Gordeeva, and I. L. Klepando, "Nonequilibrium Conductivity of Air Ionized by a Short Pulse of Fast Electrons," Sov J Plas Phy, Vol 11, No 9, pp 647-650, Sept, 1985.
- Babich, L. P., I. M. Kutsyk, E. N. Donskoy, and A. Y. Kudryavtsev, "New Data on Space and Time Scales of Relativistic Runaway Electron Avalanche for Thunderstorm Environment: Monte Carlo Calculations," Physics Letters A, Vol 245, Issue 5, pp 460-470, 24 Aug 1998.
- Behnke, J. F., T. Bindermann, H. Deutsch, M. Tichy, and K. Becker, 1998 ICCP and 25<sup>th</sup> EPS Conference. On Controlled. Fusion and Plasma Physics, Praha, 29 June-3 July, ECA Vol. 22C, pp. 2445-2448, 1998.
- Chubenko, A. P., I. V. Amurina, V. P. Antonova, M. M. Kokobaev, S. V. Kryukov, R. A. Nam, N. M. Nesterova, V. V. Oskomov, V. V. Piscal, M. O. Ptitsyn, T. K. Sadykov, A. L. Shepetov, L. I. Vildanova, K. P. Zybin, and A. V. Gurevich, "Effective Growth of s Number of Cosmic Ray Electrons inside Thundercloud," Physics Letters A, Vol 309, Issue 1-2, pp 90-102, 17 Mar 2003.
- Dwyer, J. R., "A Fundamental Limit on Electric Fields in Air," Geophysical Research Letters, Vol 30, No 20, Article 2055, 25 Oct 2003.
- Gurevich, A. V., K. P. Zybin, and R. A. Roussel-Dupre, "Lightning Initiation by Simultaneous Effect of Runaway Breakdown and Cosmic Ray Showers," Physics Letters A, Vol 254, Issue 1-2, pp 79-87, 5 April 1999.
- Kiselev, V. A., A. K. Berezin,, Y. B. Faĭnberg, and V. P. Zeĭdlits, "Interaction of a Relativistic Monochromatic Electron Beam with Plasma Produced in the Atmosphere," Soviet Physics JETP Letters (Translated from *Pis'ma Zh. Eksp. Teor. Fiz.*, Vol 29, No 12, pp 762-766, 20 Jun 1979) ), Vol 29, No 12, pp 700-704, 20 June 1979.
- Lowke, J. J., "Theory of Electrical Breakdown in Air - the Role of Metastable Oxygen Molecules," J. Phys D: Appl. Phys., Vol 25, No 2, pp 202-210, Feb, 1992.

Macheret, S. O., M. N. Shneider, and R. B. Miles, "Modeling of Discharges Generated by Electron Beams in Dense Gases: Fountain and Thunderstorm Regimes," *Physics of Plasmas*, Vol 8, No 5, pp 1518-1528, May, 2001.

Smirnov, B. M., *Physics of Weakly Ionized Gases*, (translated from the Russian by Oleg Glebov), Mir Publishers, Moscow, pp 105-152, 1981.

Spencer M. N., J. S. Dickinson, and D. J. Eckstrom, "Afterglow Conductivity Measurements of Air and N<sub>2</sub> Following Intense Electron-Beam Excitation," *J. Phys D: Appl. Phys.*, Vol 20, No 7, pp 923-932, July, 1987.

Pavlov, A. V., "New Electron Energy Transfer Rates for Vibrational Excitation of N<sub>2</sub>," *Ann. Geophysicae*, Vol 16, pp 176-182, 1998A.

Pavlov, A. V., "New Electron Energy Transfer Rates for Vibrational Excitation of O<sub>2</sub>," *Ann. Geophysicae*, Vol 16, pp 1007- 1013, 1998B.

Taniguchi, T, K. Kawamura, S. Sakamoto, and H. Tagashira, "Three-Body Attachment in Oxygen and an Air-Like Nitrogen and Oxygen Mixture," *J. Phys D: Appl. Phys.*, Vol 15, No 7, pp 1187-1193, July, 1982.

Vidmar, R. J., *Plasma Cloaking: Air Chemistry, Broadband Absorption, and Plasma Generation*, NTIS, AFOSRTR900544, ADA2220440, p 88, 1990A.

Vidmar, R. J., "On the Use of Atmospheric Pressure Plasmas as Electromagnetic Reflectors and Absorbers," *IEEE Transactions on Plasma Science*, Vol 18, No 4, pp 733-741, Aug, 1990B.

Vidmar, R. J., and K. R. Stalder, "Air Chemistry and Power to Generate and Sustain Plasma: Plasma Lifetime Calculations," *AIAA 2003-1189*, p 8, Jan, 2003.

Vidmar, R. J., and K. R. Stalder, "Electron-Beam Generated Plasma in Air: Pulsed and Continuous Generation," *AIAA 2004-359*, p 8, Jan, 2004.

# APPENDIX

AIR-CHEMISTRY CODE SPECIES	A-2
NEGATIVE-ION PROPERTIES	A-3
POSITIVE-ION PROPERTIES	A-4
NEUTRAL AND EXCITED-STATE PROPERTIES	A-5
A. NEGATIVE-SPECIES REACTIONS	A-6
B. POSITIVE-SPECIES REACTIONS	A-17
C. NEUTRAL-SPECIES REACTIONS	A-23
D. POSITIVE-ION ELECTRON RECOMBINATION	A-27
E. TWO-BODY POSITIVE-ION NEGATIVE-ION RECOMBINATION	A-30
F. THREE-BODY CLUSTER-ION RECOMBINATION	A-32
G. ELECTRON IMPACT IONIZATION, METASTABLE PRODUCTION, AND VIBRATIONAL EXCITATION	A-37
REACTION-RATE REFERENCES	A-39

## AIR-CHEMISTRY CODE: SPECIES

TYPE	NUMBER	SPECIES
NEUTRAL	14	H, He, N, O N <sub>2</sub> (v = 0), O <sub>2</sub> (v = 0), NO, OH O <sub>3</sub> , CO <sub>2</sub> , H <sub>2</sub> O, N <sub>2</sub> O, NO <sub>2</sub> , NO <sub>3</sub>
EXCITED	15	He( <sup>3</sup> S <sub>1</sub> ) N( <sup>2</sup> P <sup>o</sup> ), N( <sup>2</sup> D <sup>o</sup> ) O( <sup>1</sup> S), O( <sup>1</sup> D) O <sub>2</sub> (a <sup>1</sup> Δ <sub>g</sub> ), O <sub>2</sub> (b <sup>1</sup> Σ <sub>g</sub> <sup>+</sup> ) N <sub>2</sub> (v = 1), N <sub>2</sub> (v = 2), N <sub>2</sub> (v = 3), N <sub>2</sub> (v = 4) O <sub>2</sub> (v = 1), O <sub>2</sub> (v = 2), O <sub>2</sub> (v = 3), O <sub>2</sub> (v = 4)
NEGATIVE	15	e O <sup>-</sup> , O <sub>2</sub> <sup>-</sup> , O <sub>3</sub> <sup>-</sup> , O <sub>4</sub> <sup>-</sup> CO <sub>3</sub> <sup>-</sup> , CO <sub>4</sub> <sup>-</sup> O <sub>2</sub> <sup>-</sup> •H <sub>2</sub> O CO <sub>3</sub> <sup>-</sup> •H <sub>2</sub> O, CO <sub>4</sub> <sup>-</sup> •H <sub>2</sub> O NO <sup>-</sup> , NO <sub>2</sub> <sup>-</sup> , NO <sub>3</sub> <sup>-</sup> , NO <sub>2</sub> <sup>-</sup> •H <sub>2</sub> O, NO <sub>3</sub> <sup>-</sup> •H <sub>2</sub> O
POSITIVE	14	He <sup>+</sup> , He <sub>2</sub> <sup>+</sup> N <sup>+</sup> , N <sub>2</sub> <sup>+</sup> , N <sub>4</sub> <sup>+</sup> O <sup>+</sup> , O <sub>2</sub> <sup>+</sup> , O <sub>4</sub> <sup>+</sup> H <sub>2</sub> O <sup>+</sup> , H <sub>3</sub> O <sup>+</sup> NO <sup>+</sup> O <sub>2</sub> <sup>+</sup> •H <sub>2</sub> O H <sub>3</sub> O <sup>+</sup> •H <sub>2</sub> O, H <sub>3</sub> O <sup>+</sup> •OH
TOTAL	58	

## NEGATIVE-ION PROPERTIES

SPECIES	ELECTRON AFFINITY eV	DISSOCIATION eV	PRODUCTS
$O^-$	1.478	NA	
$O_2^-$	0.429	4.066	$O^- - O$
$O_3^-$	2.1	1.7	$O^- - O_2$
$O_4^-$	1.0	0.54	$O_2^- - O_2$
$CO_3^-$	3.3	1.8	$O^- - CO_2$
$CO_4^-$	1.2	0.8	$O_2^- - CO_2$
$O_2^- \cdot H_2O$	1.2	0.8	$O_2^- - H_2O$
$CO_3^- \cdot H_2O$	-	-	-
$CO_4^- \cdot H_2O$	-	-	-
$NO^-$	0.020	5.049	$N - O^-$
$NO_2^-$	2.38	4.1	$NO - O^-$
$NO_3^-$	3.9	2.5	$O_2^- - NO$
		3.5	$O^- - NO_2$
$NO_2^- \cdot H_2O$	-	-	-
$NO_3^- \cdot H_2O$	-	-	-

## POSITIVE-ION PROPERTIES

SPECIES	IONIZATION eV	DISSOCIATION eV	PRODUCTS
He <sup>+</sup>	54.4	NA	
He <sub>2</sub> <sup>+</sup>	NA	3.1	He - He <sup>+</sup>
N <sup>+</sup>	29.601	NA	
O <sup>+</sup>	35.117	NA	
H <sub>2</sub> O <sup>+</sup>	12.619	5.84	H - OH <sup>+</sup>
H <sub>3</sub> O <sup>+</sup>	NA	-	
NO <sup>+</sup>	30.5	10.857	N - O <sup>+</sup>
N <sub>2</sub> <sup>+</sup>	27.1	8.711	N - N <sup>+</sup>
O <sub>2</sub> <sup>+</sup>	24.2	6.670	O - O <sup>+</sup>
H <sub>3</sub> O <sup>+</sup> • OH	NA	1.03	H <sub>3</sub> O <sup>+</sup> - OH
H <sub>3</sub> O <sup>+</sup> • H <sub>2</sub> O	NA	1.37	H <sub>3</sub> O <sup>+</sup> - H <sub>2</sub> O
O <sub>2</sub> <sup>+</sup> • H <sub>2</sub> O	NA	0.7	O <sub>2</sub> <sup>+</sup> - H <sub>2</sub> O
N <sub>4</sub> <sup>+</sup>	NA	0.99	N <sub>2</sub> - N <sub>2</sub> <sup>+</sup>
O <sub>4</sub> <sup>+</sup>	NA	0.41	O <sub>2</sub> - O <sub>2</sub> <sup>+</sup>

## NEUTRAL AND EXCITED-STATE PROPERTIES

SPECIES	IONIZATION	DISSOCIATION		SPECIES	ENERGY LEVEL
	eV	eV	Products		eV
H	13.598		NA	$N_2(v = 1)$	0.2888
He	24.586		NA	$N_2(v = 2)$	0.5776
N	14.534		NA	$N_2(v = 3)$	0.8664
O	13.618		NA	$N_2(v = 4)$	1.155
$N_2$	15.580	9.759	N-N	$O_2(v = 1)$	0.193
$O_2$	12.063	5.115	O-O	$O_2(v = 2)$	0.386
NO	9.267	6.507	N-O	$O_2(v = 3)$	0.579
OH	12.94	4.395	O-H	$O_2(v = 4)$	0.772
$O_3$	12.80	1.051	$O_2 - O$	$N(^2D^0)$	2.3839
$CO_2$	13.769	5.453	CO-O	$N(^2P^0)$	3.5755
$H_2O$	12.619	5.116	H-OH	$O(^1D)$	1.9673
$N_2O$	12.894	1.677	$N_2 - O$	$O(^1S)$	4.1896
$NO_2$	9.78	3.116	NO-O	$O_2(a^1\Delta_g)$	0.9773
$NO_3$	-	2.17	$NO_2 - O$	$O_2(b^1\Sigma_g^+)$	1.6267
				$He(^3S_1)$	19.819

### A. NEGATIVE-SPECIES REACTIONS: e

NUMBER	REACTION	REACTION RATE	REFERENCE
	12-10 size define		
A1	$e + O_2 \rightarrow O^- + O$	Table	Masek <i>et al</i> , 1978
A2	$e + O_3 \rightarrow O^- + O_2$	$9.0 \times 10^{-12} \text{ cm}^3/\text{s}$	DNA, 1979, p 24-16
A3	$e + O_2 + O_2 \rightarrow O_2^- + O_2$	Graphs	McCorket <i>et al</i> , 1972 Fiquet-Fayard, 1975 Alexsandrov, 1993
A4	$e + O_2 + N_2 \rightarrow O_2^- + N_2$	$1.0 \times 10^{-31} \text{ cm}^6/\text{s}$	DNA, 1979, p 24-14
A5	$e + O_2 + H_2O \rightarrow O_2^- + H_2O$	$1.4 \times 10^{-29} \text{ cm}^6/\text{s}$	DNA, 1979, p 24-14
A6	$e + O_2 + CO_2 \rightarrow O_2^- + CO_2$	$3.3 \times 10^{-30} \text{ cm}^6/\text{s}$	DNA, 1979, p 24-14
A7	$e + O_2 + He \rightarrow O_2^- + He$	$1.0 \times 10^{-31} \text{ cm}^6/\text{s}$	DNA, 1979, p 24-14 Like N <sub>2</sub>
A132	$e + He(^3S_1) \rightarrow He + e$	$7.0 \times 10^{-10} \left( \frac{T_e}{300} \right)^{1/2} \text{ cm}^3/\text{s}$	Cheret and Lambert, 1971
A135	$e + O^- \rightarrow e + e + O$	Table	Masek <i>et al</i> , 1978

### A. NEGATIVE-SPECIES REACTIONS: O<sup>-</sup>

NUMBER	REACTION	REACTION RATE	REFERENCE
A8	$O^- + O \rightarrow O_2 + e$	$2.0 \times 10^{-10} \text{ cm}^3/\text{s}$	DNA, 1979, p 24-16
A9	$O^- + N \rightarrow NO + e$	$5.0 \times 10^{-10} \text{ cm}^3/\text{s}$	Smirnov <i>et al</i> , 2002
A10	$O^- + O_2 \rightarrow O_3 + e$	$5.0 \times 10^{-15} \text{ cm}^3/\text{s}$	DNA, 1979, p 24-16
A11	$O^- + O_2(a^1\Delta_g) \rightarrow O_3 + e$	$3.0 \times 10^{-10} \text{ cm}^3/\text{s}$	DNA, 1979, p 24-17
A12	$O^- + O_2(a^1\Delta_g) \rightarrow O_2^- + O$	$1.0 \times 10^{-10} \text{ cm}^3/\text{s}$	DNA, 1979, p 24-26
A13	$O^- + O_3 \rightarrow O_3^- + O$	$5.3 \times 10^{-10} \text{ cm}^3/\text{s}$	DNA, 1979, p 24-26
A14	$O^- + N_2 \rightarrow N_2O + e$	$1.0 \times 10^{-14} \text{ cm}^3/\text{s}$	DNA, 1979, p 24-17

A15	$O^- + NO \rightarrow NO_2 + e$	$2.5 \times 10^{-10} \left( \frac{300}{T_e} \right)^{0.8} \text{ cm}^3/\text{s}$	DNA, 1979, p 24-17
A16	$O^- + O_2 + O_2 \rightarrow O_3^- + O_2$	$1.1 \times 10^{-30} \left( \frac{300}{T_{air}} \right) \text{ cm}^6/\text{s}$	DNA, 1979, p 24-39
A17	$O^- + O_2 + CO_2 \rightarrow CO_3^- + O_2$	$3.1 \times 10^{-28} \left( \frac{300}{T_{air}} \right) \text{ cm}^6/\text{s}$	DNA, 1979, p 24-39
A18	$O^- + O_2 + He \rightarrow O_3^- + He$	$1.1 \times 10^{-30} \left( \frac{300}{T_{air}} \right) \text{ cm}^6/\text{s}$	DNA, 1979, p 24-39
A64	$O^- + O_2(b^1\Sigma_g^+) \rightarrow O + O_2 + e$	$6.9 \times 10^{-10} \text{ cm}^3/\text{s}$	Aleksandrov, 1978
A76	$O^- + O(^1D) \rightarrow O + O + e$	$1.0 \times 10^{-10} \text{ cm}^3/\text{s}$	Estimate
A89	$O^- + N(^2D^0) \rightarrow O + N + e$	$1.0 \times 10^{-10} \text{ cm}^3/\text{s}$	Estimate
A105	$O^- + N(^2P^0) \rightarrow O + N + e$	$1.0 \times 10^{-10} \text{ cm}^3/\text{s}$	Estimate
A122	$O^- + O(^1S) \rightarrow O + O + e$	$1.0 \times 10^{-10} \text{ cm}^3/\text{s}$	Estimate
A123	$O^- + He(^3S_1) \rightarrow O + He + e$	$3.0 \times 10^{-10} \text{ cm}^3/\text{s}$	Estimate
A142	$O^- + N_2O \rightarrow NO^- + NO$	$2.0 \times 10^{-10} \text{ cm}^3/\text{s}$	TR-H-78-1, p 1405
A154	$O^- + NO_2 \rightarrow NO_2^- + O$	$1.0 \times 10^{-9} \text{ cm}^3/\text{s}$	TR-H-78-1, p 1405
A161	$O^- + NO_3 \rightarrow NO_3^- + O$	$5.0 \times 10^{-10} \text{ cm}^3/\text{s}$	DNA, 1979, p 24-26

**A. NEGATIVE-SPECIES REACTIONS: O<sub>2</sub><sup>-</sup>**

NUMBER	REACTION	REACTION RATE	REFERENCE
A19	$O_2^- + O \rightarrow O^- + O_2$	$1.5 \times 10^{-10} \text{ cm}^3/\text{s}$	DNA, 1979, p 24-26
A20	$O_2^- + N \rightarrow NO_2 + e$	$4.0 \times 10^{-10} \text{ cm}^3/\text{s}$	TR-H-78-1, p 1405
A21	$O_2^- + N \rightarrow O^- + NO$	$1.0 \times 10^{-10} \text{ cm}^3/\text{s}$	DNA, 1979, p 24-28
A22	$O_2^- + O_2 \rightarrow O_2 + O_2 + e$	Formulation Graphs	Pack and Phelps, 1966 Goodson <i>et al</i> , 1974
A23	$O_2^- + O_2(a^1\Delta_g) \rightarrow O_2 + O_2 + e$	$2.0 \times 10^{-10} \text{ cm}^3/\text{s}$	DNA, 1979, p 24-15
A124	$O_2^- + He(^3S_1) \rightarrow O_2 + He + e$	$3.0 \times 10^{-10} \text{ cm}^3/\text{s}$	Estimate
A24	$O_2^- + O_3 \rightarrow O_3^- + O_2$	$4.0 \times 10^{-10} \text{ cm}^3/\text{s}$	DNA, 1979, p 24-17
A25	$O_2^- + N_2 \rightarrow O_2 + N_2 + e$	Graph	Aleksandrov, 1980.
A26	$O_2^- + O_2 + O_2 \rightarrow O_4^- + O_2$	$3.5 \times 10^{-31} \left(\frac{300}{T_{\text{air}}}\right) \text{ cm}^6/\text{s}$	DNA, 1979, p 24-39
A27	$O_2^- + O_2 + H_2O \rightarrow O_2^- \cdot H_2O + O_2$	$3.0 \times 10^{-28} \left(\frac{300}{T_{\text{air}}}\right) \text{ cm}^6/\text{s}$	DNA, 1979, p 24-39
A28	$O_2^- + O_2 + CO_2 \rightarrow CO_4^- + O_2$	$2.0 \times 10^{-29} \left(\frac{300}{T_{\text{air}}}\right) \text{ cm}^6/\text{s}$	DNA, 1979, p 24-39
A29	$O_2^- + O_2 + He \rightarrow O_4^- + He$	$3.5 \times 10^{-31} \left(\frac{300}{T_{\text{air}}}\right) \text{ cm}^6/\text{s}$	DNA, 1979, p 24-39
A63	$O_2^- + O_2(b^1\Sigma_g^+) \rightarrow O_2 + O_2 + e$	$3.6 \times 10^{-10} \text{ cm}^3/\text{s}$	Aleksandrov, 1978
A75	$O_2^- + O(^1D) \rightarrow O_2 + O + e$	$1.0 \times 10^{-10} \text{ cm}^3/\text{s}$	Estimated
A88	$O_2^- + N(^2D^0) \rightarrow O_2 + N + e$	$1.0 \times 10^{-10} \text{ cm}^3/\text{s}$	Estimated
A104	$O_2^- + N(^2P^0) \rightarrow O_2 + N + e$	$1.0 \times 10^{-10} \text{ cm}^3/\text{s}$	Estimated

A120	$O_2^- + O(^1S) \rightarrow O^- + O + O$	$1.0 \times 10^{-10} \text{ cm}^3/\text{s}$	Estimated
A121	$O_2^- + O(^1S) \rightarrow O_2 + O + e$	$1.0 \times 10^{-10} \text{ cm}^3/\text{s}$	Estimated
A155	$O_2^- + NO_2 \rightarrow NO_2^- + O_2$	$7.0 \times 10^{-10} \text{ cm}^3/\text{s}$	TR-H-78-1, p 1405
A162	$O_2^- + NO_3 \rightarrow NO_3^- + O_2$	$5.0 \times 10^{-10} \text{ cm}^3/\text{s}$	DNA, 1979, p 24-27

### A. NEGATIVE-SPECIES REACTIONS: $O_3^-$

NUMBER	REACTION	REACTION RATE	REFERENCE
A30	$O_3^- + O \rightarrow O_2 + O_2 + e$	$1.0 \times 10^{-11} \text{ cm}^3/\text{s}$	DNA, 1979, p 24-17
A31	$O_3^- + O \rightarrow O_2^- + O_2$	$3.2 \times 10^{-10} \text{ cm}^3/\text{s}$	DNA, 1979, p 24-29
A32	$O_3^- + CO_2 \rightarrow CO_3^- + O_2$	$5.5 \times 10^{-10} \left( \frac{300}{T_{\text{air}}} \right)^{0.49} \text{ cm}^3/\text{s}$	DNA, 1979, p 24-29
A54	$O_3^- + O_2(b^1\Sigma_g^+) \rightarrow O^- + O_2 + O_2$	$1.0 \times 10^{-10} \text{ cm}^3/\text{s}$	Estimate
A65	$O_3^- + O(^1D) \rightarrow O^- + O_2 + O$	$1.0 \times 10^{-10} \text{ cm}^3/\text{s}$	Estimate
A77	$O_3^- + N(^2D^0) \rightarrow O^- + O_2 + N$	$1.0 \times 10^{-10} \text{ cm}^3/\text{s}$	Estimate
A78	$O_3^- + N(^2D^0) \rightarrow O_3 + N + e$	$1.0 \times 10^{-10} \text{ cm}^3/\text{s}$	Estimate
A90	$O_3^- + N(^2P^0) \rightarrow O^- + O_2 + N$	$1.0 \times 10^{-10} \text{ cm}^3/\text{s}$	Estimate
A91	$O_3^- + N(^2P^0) \rightarrow O_2^- + O + N$	$1.0 \times 10^{-10} \text{ cm}^3/\text{s}$	Estimate
A92	$O_3^- + N(^2P^0) \rightarrow O_3 + N + e$	$1.0 \times 10^{-10} \text{ cm}^3/\text{s}$	Estimate
A106	$O_3^- + O(^1S) \rightarrow O^- + O_2 + O$	$1.0 \times 10^{-10} \text{ cm}^3/\text{s}$	Estimate
A107	$O_3^- + O(^1S) \rightarrow O_2^- + O + O$	$1.0 \times 10^{-10} \text{ cm}^3/\text{s}$	Estimate
A108	$O_3^- + O(^1S) \rightarrow O_3 + O + e$	$1.0 \times 10^{-10} \text{ cm}^3/\text{s}$	Estimate
A125	$O_3^- + He(^3S_1) \rightarrow O_2 + O + He + e$	$3.0 \times 10^{-10} \text{ cm}^3/\text{s}$	Estimate
A158	$O_3^- + NO_2 \rightarrow NO_3^- + O_2$	$2.8 \times 10^{-10} \text{ cm}^3/\text{s}$	TR-H-78-1, p 1406

A160	$O_3^- + NO \rightarrow NO_2^- + O_2$	$2.8 \times 10^{-12} \left( \frac{300}{T_{air}} \right)^{1.8} \text{ cm}^3/\text{s}$	DNA, 1979, p 24-27
A163	$O_3^- + NO_2 \rightarrow NO_2^- + O_3$	$2.8 \times 10^{-10} \text{ cm}^3/\text{s}$	DNA, 1979, p 24-27
A164	$O_3^- + NO_3 \rightarrow NO_3^- + O_3$	$5.0 \times 10^{-10} \text{ cm}^3/\text{s}$	DNA, 1979, p 24-27

#### A. NEGATIVE-SPECIES REACTIONS: $O_4^-$

NUMBER	REACTION	REACTION RATE	REFERENCE
A33	$O_4^- + O \rightarrow O_3^- + O_2$	$4.0 \times 10^{-10} \text{ cm}^3/\text{s}$	DNA, 1979, p 24-30
A34	$O_4^- + O_2 \rightarrow O_2^- + O_2 + O_2$	$2.2 \times 10^{-5} \left( \frac{300}{T_{air}} \right)^{1.8} \exp\left(-\frac{6300}{T_{air}}\right) \text{ cm}^3/\text{s}$	DNA, 1979, p 24-40
A35	$O_4^- + O_3 \rightarrow O_3^- + O_2 + O_2$	$3.0 \times 10^{-10} \text{ cm}^3/\text{s}$	DNA, 1979, p 24-27
A36	$O_4^- + CO_2 \rightarrow CO_4^- + O_2$	$4.3 \times 10^{-10} \text{ cm}^3/\text{s}$	DNA, 1979, p 24-30
A37	$O_4^- + H_2O \rightarrow O_2^- \cdot H_2O + O_2$	$1.4 \times 10^{-9} \text{ cm}^3/\text{s}$	DNA, 1979, p 24-30
A49	$O_4^- + O_2(a^1\Delta_g) \rightarrow O_2^- + O_2 + O_2$	$1.0 \times 10^{-10} \text{ cm}^3/\text{s}$	Estimate
A59	$O_4^- + O_2(b^1\Sigma_g^+) \rightarrow O_2^- + O_2 + O_2$	$1.0 \times 10^{-10} \text{ cm}^3/\text{s}$	Estimate
A60	$O_4^- + O_2(b^1\Sigma_g^+) \rightarrow O_2 + O_2 + O_2 + e$	$1.0 \times 10^{-10} \text{ cm}^3/\text{s}$	Estimate
A71	$O_4^- + O(^1D) \rightarrow O_2^- + O_2 + O$	$1.0 \times 10^{-10} \text{ cm}^3/\text{s}$	Estimate
A72	$O_4^- + O(^1D) \rightarrow O_2 + O_2 + O + e$	$1.0 \times 10^{-10} \text{ cm}^3/\text{s}$	Estimate
A84	$O_4^- + N(^2D^0) \rightarrow O_2^- + O_2 + N$	$1.0 \times 10^{-10} \text{ cm}^3/\text{s}$	Estimate
A85	$O_4^- + N(^2D^0) \rightarrow O_2 + O_2 + N + e$	$1.0 \times 10^{-10} \text{ cm}^3/\text{s}$	Estimate
A99	$O_4^- + N(^2P^0) \rightarrow O_2^- + O_2 + N$	$1.0 \times 10^{-10} \text{ cm}^3/\text{s}$	Estimate
A100	$O_4^- + N(^2P^0) \rightarrow O_2 + O_2 + N + e$	$1.0 \times 10^{-10} \text{ cm}^3/\text{s}$	Estimate
A115	$O_4^- + O(^1S) \rightarrow O_2^- + O_2 + O$	$1.0 \times 10^{-10} \text{ cm}^3/\text{s}$	Estimate
A116	$O_4^- + O(^1S) \rightarrow O_2 + O_2 + O + e$	$1.0 \times 10^{-10} \text{ cm}^3/\text{s}$	Estimate

A126	$O_4^- + He(^3S_1) \rightarrow O_2 + O_2 + He + e$	$3.0 \times 10^{-10} \text{ cm}^3/\text{s}$	Estimate
A159	$O_4^- + NO \rightarrow NO_3^- + O_2$	$2.5 \times 10^{-10} \text{ cm}^3/\text{s}$	TR-H-78-1, p 1407
A166	$O_4^- + NO_2 \rightarrow NO_2^- + O_2 + O_2$	$5.0 \times 10^{-10} \text{ cm}^3/\text{s}$	DNA, 1979, p 24-27
A167	$O_4^- + NO_3 \rightarrow NO_3^- + O_2 + O_2$	$5.0 \times 10^{-10} \text{ cm}^3/\text{s}$	DNA, 1979, p 24-27

### A. NEGATIVE-SPECIES REACTIONS: $O_2^- \cdot H_2O$

NUMBER	REACTION	REACTION RATE	REFERENCE
A38	$O_2^- \cdot H_2O + O_3 \rightarrow O_3^- + O_2 + H_2O$	$2.3 \times 10^{-10} \text{ cm}^3/\text{s}$	DNA, 1979, p 24-28
A39	$O_2^- \cdot H_2O + CO_2 \rightarrow CO_4^- + H_2O$	$5.8 \times 10^{-10} \text{ cm}^3/\text{s}$	DNA, 1979, p 24-32
A51	$O_2^- \cdot H_2O + O_2(a^1\Delta_g) \rightarrow O_2^- + H_2O + O_2$	$1.0 \times 10^{-10} \text{ cm}^3/\text{s}$	Estimate
A55	$O_2^- \cdot H_2O + O_2(b^1\Sigma_g^+) \rightarrow O_2^- + H_2O + O_2$	$1.0 \times 10^{-10} \text{ cm}^3/\text{s}$	Estimate
A56	$O_2^- \cdot H_2O + O_2(b^1\Sigma_g^+) \rightarrow O_2 + H_2O + O_2 + e$	$1.0 \times 10^{-10} \text{ cm}^3/\text{s}$	Estimate
A66	$O_2^- \cdot H_2O + O(^1D) \rightarrow O_2^- + H_2O + O$	$1.0 \times 10^{-10} \text{ cm}^3/\text{s}$	Estimate
A67	$O_2^- \cdot H_2O + O(^1D) \rightarrow O_2 + H_2O + O + e$	$1.0 \times 10^{-10} \text{ cm}^3/\text{s}$	Estimate
A79	$O_2^- \cdot H_2O + N(^2D^0) \rightarrow O_2^- + H_2O + N$	$1.0 \times 10^{-10} \text{ cm}^3/\text{s}$	Estimate
A80	$O_2^- \cdot H_2O + N(^2D^0) \rightarrow O_2 + H_2O + N + e$	$1.0 \times 10^{-10} \text{ cm}^3/\text{s}$	Estimate
A93	$O_2^- \cdot H_2O + N(^2P^0) \rightarrow O_2^- + H_2O + N$	$1.0 \times 10^{-10} \text{ cm}^3/\text{s}$	Estimate
A94	$O_2^- \cdot H_2O + N(^2P^0) \rightarrow O_2 + H_2O + N + e$	$1.0 \times 10^{-10} \text{ cm}^3/\text{s}$	Estimate
A109	$O_2^- \cdot H_2O + O(^1S) \rightarrow O_2^- + H_2O + O$	$1.0 \times 10^{-10} \text{ cm}^3/\text{s}$	Estimate
A110	$O_2^- \cdot H_2O + O(^1S) \rightarrow O_2 + H_2O + O + e$	$1.0 \times 10^{-10} \text{ cm}^3/\text{s}$	Estimate
A127	$O_2^- \cdot H_2O + He(^3S_1) \rightarrow O_2 + H_2O + He + e$	$3.0 \times 10^{-10} \text{ cm}^3/\text{s}$	Estimate
A156	$O_2^- \cdot H_2O + NO \rightarrow NO_3^- + H_2O$	$3.1 \times 10^{-10} \text{ cm}^3/\text{s}$	TR-H-78-1, p 1406
A157	$O_2^- \cdot H_2O + NO_2 \rightarrow NO_2^- + H_2O + O_2$	$9.0 \times 10^{-10} \text{ cm}^3/\text{s}$	TR-H-78-1, p 1406

## A. NEGATIVE-SPECIES REACTIONS: $\text{CO}_3^-$

NUMBER	REACTION	REACTION RATE	REFERENCE
A40	$\text{CO}_3^- + \text{O} \rightarrow \text{O}_2^- + \text{CO}_2$	$1.1 \times 10^{-10} \text{ cm}^3/\text{s}$	TR-H-78-1, p 1401
A41	$\text{CO}_3^- + \text{O}_2 + \text{H}_2\text{O} \rightarrow \text{CO}_3^- \cdot \text{H}_2\text{O} + \text{O}_2$	$1.0 \times 10^{-28} \left( \frac{300}{T_{\text{air}}} \right) \text{ cm}^6/\text{s}$	DNA, 1979, p 24-39
A133	$\text{CO}_3^- + \text{He} + \text{H}_2\text{O} \rightarrow \text{CO}_3^- \cdot \text{H}_2\text{O} + \text{He}$	$1.0 \times 10^{-28} \left( \frac{300}{T_{\text{air}}} \right) \text{ cm}^6/\text{s}$	DNA, 1979, p 24-39
A68	$\text{CO}_3^- + \text{O}(^1\text{D}) \rightarrow \text{O}^- + \text{CO}_2 + \text{O}$	$1.0 \times 10^{-10} \text{ cm}^3/\text{s}$	Estimate
A81	$\text{CO}_3^- + \text{N}(^2\text{D}^0) \rightarrow \text{O}^- + \text{CO}_2 + \text{N}$	$1.0 \times 10^{-10} \text{ cm}^3/\text{s}$	Estimate
A95	$\text{CO}_3^- + \text{N}(^2\text{P}^0) \rightarrow \text{O}^- + \text{CO}_2 + \text{N}$	$1.0 \times 10^{-10} \text{ cm}^3/\text{s}$	Estimate
A96	$\text{CO}_3^- + \text{N}(^2\text{P}^0) \rightarrow \text{O} + \text{CO}_2 + \text{N} + \text{e}$	$1.0 \times 10^{-10} \text{ cm}^3/\text{s}$	Estimate
A111	$\text{CO}_3^- + \text{O}(^1\text{S}) \rightarrow \text{O}^- + \text{CO}_2 + \text{O}$	$1.0 \times 10^{-10} \text{ cm}^3/\text{s}$	Estimate
A112	$\text{CO}_3^- + \text{O}(^1\text{S}) \rightarrow \text{O} + \text{CO}_2 + \text{O} + \text{e}$	$1.0 \times 10^{-10} \text{ cm}^3/\text{s}$	Estimate
A128	$\text{CO}_3^- + \text{He}(^3\text{S}_1) \rightarrow \text{CO}_2 + \text{O} + \text{He} + \text{e}$	$3.0 \times 10^{-10} \text{ cm}^3/\text{s}$	Estimate
A136	$\text{CO}_3^- + \text{NO} \rightarrow \text{NO}_2^- + \text{CO}_2$	$1.1 \times 10^{-11} \left( \frac{300}{T_{\text{air}}} \right)^{1.1} \text{ cm}^3/\text{s}$	TR-H-78-1, p 1401
A137	$\text{CO}_3^- + \text{NO}_2 \rightarrow \text{NO}_3^- + \text{CO}_2$	$2.0 \times 10^{-10} \text{ cm}^3/\text{s}$	TR-H-78-1, p 1401
A138	$\text{CO}_3^- + \text{O}_2 \rightarrow \text{O}_3^- + \text{CO}_2$	$6.0 \times 10^{-15} \text{ cm}^3/\text{s}$	TR-H-78-1, p 1401
A169	$\text{CO}_3^- + \text{NO}_3 \rightarrow \text{NO}_3^- + \text{CO}_2 + \text{O}$	$5.0 \times 10^{-10} \text{ cm}^3/\text{s}$	DNA, 1979, p 24-27

## A. NEGATIVE-SPECIES REACTIONS: $\text{CO}_4^-$

NUMBER	REACTION	REACTION RATE	REFERENCE
A42	$\text{CO}_4^- + \text{O} \rightarrow \text{CO}_3^- + \text{O}_2$	$1.5 \times 10^{-10} \text{ cm}^3/\text{s}$	DNA, 1979, p 24-31
A43	$\text{CO}_4^- + \text{O}_2 \rightarrow \text{O}_4^- + \text{CO}_2$	$4.3 \times 10^{-10} \exp\left(-\frac{3000}{T_{\text{air}}}\right) \text{ cm}^3/\text{s}$	DNA, 1979, p 24-31
A44	$\text{CO}_4^- + \text{O}_3 \rightarrow \text{O}_3^- + \text{CO}_2 + \text{O}_2$	$1.3 \times 10^{-10} \text{ cm}^3/\text{s}$	DNA, 1979, p 24-28
A45	$\text{CO}_4^- + \text{N}_2 + \text{H}_2\text{O} \rightarrow \text{CO}_4^- \cdot \text{H}_2\text{O} + \text{N}_2$	$5.0 \times 10^{-29} \left(\frac{300}{T_{\text{air}}}\right) \text{ cm}^6/\text{s}$	DNA, 1979, p 24-39
A134	$\text{CO}_4^- + \text{He} + \text{H}_2\text{O} \rightarrow \text{CO}_4^- \cdot \text{H}_2\text{O} + \text{He}$	$5.0 \times 10^{-29} \left(\frac{300}{T_{\text{air}}}\right) \text{ cm}^6/\text{s}$	DNA, 1979, p 24-39
A46	$\text{CO}_4^- + \text{H}_2\text{O} \rightarrow \text{O}_2^- \cdot \text{H}_2\text{O} + \text{CO}_2$	$2.0 \times 10^{-10} \text{ cm}^3/\text{s}$	Estimate
A50	$\text{CO}_4^- + \text{O}_2(a^1\Delta_g) \rightarrow \text{O}_2^- + \text{CO}_2 + \text{O}_2$	$1.0 \times 10^{-10} \text{ cm}^3/\text{s}$	Estimate
A57	$\text{CO}_4^- + \text{O}_2(b^1\Sigma_g^+) \rightarrow \text{O}_2^- + \text{CO}_2 + \text{O}_2$	$1.0 \times 10^{-10} \text{ cm}^3/\text{s}$	Estimate
A58	$\text{CO}_4^- + \text{O}_2(b^1\Sigma_g^+) \rightarrow \text{O}_2 + \text{CO}_2 + \text{O}_2 + e$	$1.0 \times 10^{-10} \text{ cm}^3/\text{s}$	Estimate
A69	$\text{CO}_4^- + \text{O}(^1\text{D}) \rightarrow \text{O}_2^- + \text{CO}_2 + \text{O}$	$1.0 \times 10^{-10} \text{ cm}^3/\text{s}$	Estimate
A70	$\text{CO}_4^- + \text{O}(^1\text{D}) \rightarrow \text{O}_2 + \text{CO}_2 + \text{O} + e$	$1.0 \times 10^{-10} \text{ cm}^3/\text{s}$	Estimate
A113	$\text{CO}_4^- + \text{O}(^1\text{S}) \rightarrow \text{O}_2^- + \text{CO}_2 + \text{O}$	$1.0 \times 10^{-10} \text{ cm}^3/\text{s}$	Estimate
A114	$\text{CO}_4^- + \text{O}(^1\text{S}) \rightarrow \text{O}_2 + \text{CO}_2 + \text{O} + e$	$1.0 \times 10^{-10} \text{ cm}^3/\text{s}$	Estimate
A82	$\text{CO}_4^- + \text{N}(^2\text{D}^0) \rightarrow \text{O}_2^- + \text{CO}_2 + \text{N}$	$1.0 \times 10^{-10} \text{ cm}^3/\text{s}$	Estimate
A83	$\text{CO}_4^- + \text{N}(^2\text{D}^0) \rightarrow \text{O}_2 + \text{CO}_2 + \text{N} + e$	$1.0 \times 10^{-10} \text{ cm}^3/\text{s}$	Estimate
A97	$\text{CO}_4^- + \text{N}(^2\text{P}^0) \rightarrow \text{O}_2^- + \text{CO}_2 + \text{N}$	$1.0 \times 10^{-10} \text{ cm}^3/\text{s}$	Estimate
A98	$\text{CO}_4^- + \text{N}(^2\text{P}^0) \rightarrow \text{O}_2 + \text{CO}_2 + \text{N} + e$	$1.0 \times 10^{-10} \text{ cm}^3/\text{s}$	Estimate
A129	$\text{CO}_4^- + \text{He}(^3\text{S}_1) \rightarrow \text{CO}_2 + \text{O}_2 + \text{He} + e$	$3.0 \times 10^{-10} \text{ cm}^3/\text{s}$	Estimate
A141	$\text{CO}_4^- + \text{NO} \rightarrow \text{NO}_3^- + \text{CO}_2$	$4.8 \times 10^{-11} \text{ cm}^3/\text{s}$	TR-H-78-1, p 1401
A170	$\text{CO}_4^- + \text{NO}_3 \rightarrow \text{NO}_3^- + \text{CO}_2 + \text{O}_2$	$5.0 \times 10^{-10} \text{ cm}^3/\text{s}$	DNA, 1979, p 24-28

### A. NEGATIVE-SPECIES REACTIONS: $\text{CO}_3^- \cdot \text{H}_2\text{O}$

NUMBER	REACTION	REACTION RATE	REFERENCE
A47	$\text{CO}_3^- \cdot \text{H}_2\text{O} + \text{N}_2 \rightarrow \text{CO}_3^- + \text{H}_2\text{O} + \text{N}_2$	$1.0 \times 10^{-14} \text{ cm}^3/\text{s}$	Estimate
A52	$\text{CO}_3^- \cdot \text{H}_2\text{O} + \text{O}_2(a^1\Delta_g) \rightarrow \text{CO}_3^- + \text{H}_2\text{O} + \text{O}_2$	$1.0 \times 10^{-10} \text{ cm}^3/\text{s}$	Estimate
A61	$\text{CO}_3^- \cdot \text{H}_2\text{O} + \text{O}_2(b^1\Sigma_g^+) \rightarrow \text{CO}_3^- + \text{H}_2\text{O} + \text{O}_2$	$1.0 \times 10^{-10} \text{ cm}^3/\text{s}$	Estimate
A73	$\text{CO}_3^- \cdot \text{H}_2\text{O} + \text{O}(^1\text{D}) \rightarrow \text{CO}_3^- + \text{H}_2\text{O} + \text{O}$	$1.0 \times 10^{-10} \text{ cm}^3/\text{s}$	Estimate
A86	$\text{CO}_3^- \cdot \text{H}_2\text{O} + \text{N}(^2\text{D}^0) \rightarrow \text{CO}_3^- + \text{H}_2\text{O} + \text{N}$	$1.0 \times 10^{-10} \text{ cm}^3/\text{s}$	Estimate
A101	$\text{CO}_3^- \cdot \text{H}_2\text{O} + \text{N}(^2\text{P}^0) \rightarrow \text{CO}_3^- + \text{H}_2\text{O} + \text{N}$	$1.0 \times 10^{-10} \text{ cm}^3/\text{s}$	Estimate
A102	$\text{CO}_3^- \cdot \text{H}_2\text{O} + \text{N}(^2\text{P}^0) \rightarrow \text{CO}_2 + \text{H}_2\text{O} + \text{N} + \text{O} + \text{e}$	$1.0 \times 10^{-10} \text{ cm}^3/\text{s}$	Estimate
A117	$\text{CO}_3^- \cdot \text{H}_2\text{O} + \text{O}(^1\text{S}) \rightarrow \text{CO}_3^- + \text{H}_2\text{O} + \text{O}$	$1.0 \times 10^{-10} \text{ cm}^3/\text{s}$	Estimate
A118	$\text{CO}_3^- \cdot \text{H}_2\text{O} + \text{O}(^1\text{S}) \rightarrow \text{CO}_2 + \text{H}_2\text{O} + \text{O} + \text{O} + \text{e}$	$1.0 \times 10^{-10} \text{ cm}^3/\text{s}$	Estimate
A130	$\text{CO}_3^- \cdot \text{H}_2\text{O} + \text{He}(^3\text{S}_1) \rightarrow \text{CO}_2 + \text{O} + \text{H}_2\text{O} + \text{He} + \text{e}$	$3.0 \times 10^{-10} \text{ cm}^3/\text{s}$	Estimate
A139	$\text{CO}_3^- \cdot \text{H}_2\text{O} + \text{NO} \rightarrow \text{NO}_2^- + \text{H}_2\text{O} + \text{CO}_2$	$7.0 \times 10^{-12} \text{ cm}^3/\text{s}$	TR-H-78-1, p 1401
A140	$\text{CO}_3^- \cdot \text{H}_2\text{O} + \text{NO}_2 \rightarrow \text{NO}_3^- + \text{H}_2\text{O} + \text{CO}_2$	$1.5 \times 10^{-10} \text{ cm}^3/\text{s}$	TR-H-78-1, p 1401
A173	$\text{CO}_3^- \cdot \text{H}_2\text{O} + \text{NO} \rightarrow \text{NO}_2^- \cdot \text{H}_2\text{O} + \text{CO}_2$	$7.0 \times 10^{-12} \text{ cm}^3/\text{s}$	DNA, 1979, p 24-32

**A. NEGATIVE-SPECIES REACTIONS:  $\text{CO}_4^- \cdot \text{H}_2\text{O}$**

NUMBER	REACTION	REACTION RATE	REFERENCE
A48	$\text{CO}_4^- \cdot \text{H}_2\text{O} + \text{N}_2 \rightarrow \text{CO}_4^- + \text{H}_2\text{O} + \text{N}_2$	$3.0 \times 10^{-14} \text{ cm}^3/\text{s}$	Estimate
A53	$\text{CO}_4^- \cdot \text{H}_2\text{O} + \text{O}_2(a^1\Delta_g) \rightarrow \text{CO}_4^- + \text{H}_2\text{O} + \text{O}_2$	$1.0 \times 10^{-10} \text{ cm}^3/\text{s}$	Estimate
A62	$\text{CO}_4^- \cdot \text{H}_2\text{O} + \text{O}_2(b^1\Sigma_g^+) \rightarrow \text{CO}_4^- + \text{H}_2\text{O} + \text{O}_2$	$1.0 \times 10^{-10} \text{ cm}^3/\text{s}$	Estimate
A74	$\text{CO}_4^- \cdot \text{H}_2\text{O} + \text{O}(^1\text{D}) \rightarrow \text{CO}_4^- + \text{H}_2\text{O} + \text{O}$	$1.0 \times 10^{-10} \text{ cm}^3/\text{s}$	Estimate
A87	$\text{CO}_4^- \cdot \text{H}_2\text{O} + \text{N}(^2\text{D}^0) \rightarrow \text{CO}_4^- + \text{H}_2\text{O} + \text{N}$	$1.0 \times 10^{-10} \text{ cm}^3/\text{s}$	Estimate
A103	$\text{CO}_4^- \cdot \text{H}_2\text{O} + \text{N}(^2\text{P}^0) \rightarrow \text{CO}_4^- + \text{H}_2\text{O} + \text{N}$	$1.0 \times 10^{-10} \text{ cm}^3/\text{s}$	Estimate
A119	$\text{CO}_4^- \cdot \text{H}_2\text{O} + \text{O}(^1\text{S}) \rightarrow \text{CO}_4^- + \text{H}_2\text{O} + \text{O}$	$1.0 \times 10^{-10} \text{ cm}^3/\text{s}$	Estimate
A131	$\text{CO}_4^- \cdot \text{H}_2\text{O} + \text{He}(^3\text{S}_1) \rightarrow \text{CO}_2 + \text{O}_2 + \text{H}_2\text{O} + \text{He} + \text{e}$	$3.0 \times 10^{-10} \text{ cm}^3/\text{s}$	Estimate
A174	$\text{CO}_4^- \cdot \text{H}_2\text{O} + \text{NO} \rightarrow \text{NO}_3^- \cdot \text{H}_2\text{O} + \text{CO}_2$	$1.0 \times 10^{-11} \text{ cm}^3/\text{s}$	DNA, 1979, p 24-32

**A. NEGATIVE-SPECIES REACTIONS:  $\text{NO}^-$**

NUMBER	REACTION	REACTION RATE	REFERENCE
A143	$\text{NO}^- + \text{He} \rightarrow \text{NO} + \text{He} + \text{e}$	$2.4 \times 10^{-13} \text{ cm}^3/\text{s}$	TR-H-78-1, p 1403
A144	$\text{NO}^- + \text{CO}_2 \rightarrow \text{NO} + \text{CO}_2 + \text{e}$	$8.3 \times 10^{-12} \text{ cm}^3/\text{s}$	TR-H-78-1, p 1403
A145	$\text{NO}^- + \text{NO} \rightarrow \text{NO} + \text{NO} + \text{e}$	$5.0 \times 10^{-12} \text{ cm}^3/\text{s}$	TR-H-78-1, p 1404
A146	$\text{NO}^- + \text{NO}_2 \rightarrow \text{NO}_2^- + \text{NO}$	$7.4 \times 10^{-10} \text{ cm}^3/\text{s}$	TR-H-78-1, p 1404
A147	$\text{NO}^- + \text{N}_2\text{O} \rightarrow \text{NO} + \text{N}_2\text{O} + \text{e}$	$5.1 \times 10^{-12} \text{ cm}^3/\text{s}$	TR-H-78-1, p 1404
A148	$\text{NO}^- + \text{O}_2 \rightarrow \text{O}_2^- + \text{NO}$	$5.0 \times 10^{-10} \text{ cm}^3/\text{s}$	TR-H-78-1, p 1404

**A. NEGATIVE-SPECIES REACTIONS: NO<sub>2</sub><sup>-</sup>**

NUMBER	REACTION	REACTION RATE	REFERENCE
A149	NO <sub>2</sub> <sup>-</sup> + H <sub>2</sub> O + O <sub>2</sub> → NO <sub>2</sub> <sup>-</sup> • H <sub>2</sub> O + O <sub>2</sub>	1.6 × 10 <sup>-28</sup> cm <sup>6</sup> /s	TR-H-78-1, p 1404
A150	NO <sub>2</sub> <sup>-</sup> + NO <sub>2</sub> → NO <sub>3</sub> <sup>-</sup> + NO	3.0 × 10 <sup>-13</sup> cm <sup>3</sup> /s	TR-H-78-1, p 1404
A151	NO <sub>2</sub> <sup>-</sup> + O <sub>3</sub> → NO <sub>3</sub> <sup>-</sup> + O <sub>2</sub>	1.2 × 10 <sup>-10</sup> cm <sup>3</sup> /s	TR-H-78-1, p 1404
A165	NO <sub>2</sub> <sup>-</sup> + NO <sub>3</sub> → NO <sub>3</sub> <sup>-</sup> + NO <sub>2</sub>	5.0 × 10 <sup>-10</sup> cm <sup>3</sup> /s	DNA, 1979, p 24-27
A171	NO <sub>2</sub> <sup>-</sup> + N <sub>2</sub> O → NO <sub>3</sub> <sup>-</sup> + N <sub>2</sub>	1.0 × 10 <sup>-12</sup> cm <sup>3</sup> /s	DNA, 1979, p 24-30
A175	NO <sub>2</sub> <sup>-</sup> + H <sub>2</sub> O + NO → NO <sub>2</sub> <sup>-</sup> • H <sub>2</sub> O + NO	1.3 × 10 <sup>-28</sup> $\left(\frac{300}{T_{\text{air}}}\right)^{1.0}$ cm <sup>6</sup> /s	DNA, 1979, p 24-39
	Albritton, p 77		

**A. NEGATIVE-SPECIES REACTIONS: NO<sub>3</sub><sup>-</sup>, NO<sub>2</sub><sup>-</sup>•H<sub>2</sub>O**

NUMBER	REACTION	REACTION RATE	REFERENCE
A152	NO <sub>3</sub> <sup>-</sup> + NO → NO <sub>2</sub> <sup>-</sup> + NO <sub>2</sub>	1.0 × 10 <sup>-12</sup> cm <sup>3</sup> /s	TR-H-78-1, p 1404
A153	NO <sub>3</sub> <sup>-</sup> + O → NO <sub>2</sub> + O <sub>2</sub> + e	1.0 × 10 <sup>-11</sup> cm <sup>3</sup> /s	TR-H-78-1, p 1404
A168	NO <sub>3</sub> <sup>-</sup> + NO <sub>3</sub> → NO <sub>3</sub> <sup>-</sup> + NO + O <sub>2</sub>	5.0 × 10 <sup>-10</sup> cm <sup>3</sup> /s	DNA, 1979, p 24-27
A172	NO <sub>2</sub> <sup>-</sup> • H <sub>2</sub> O + O <sub>3</sub> → NO <sub>3</sub> <sup>-</sup> • H <sub>2</sub> O + O <sub>2</sub>	1.0 × 10 <sup>-11</sup> cm <sup>3</sup> /s	DNA, 1979, p 24-32
A176	NO <sub>2</sub> <sup>-</sup> • H <sub>2</sub> O + O <sub>2</sub> → NO <sub>2</sub> <sup>-</sup> + H <sub>2</sub> O + O <sub>2</sub>	5.0 × 10 <sup>-15</sup> cm <sup>3</sup> /s	Albritton, 1978

## B. POSITIVE-SPECIES REACTIONS: $N^+$ , $N_2^+$

NUMBER	REACTION	REACTION RATE	REFERENCE
B1	$N^+ + O_2 \rightarrow N + O_2^+$	$2.8 \times 10^{-10} \text{ cm}^3/\text{s}$	DNA, 1979, p 24-18
B2	$N^+ + O_2 \rightarrow NO^+ + O$	$2.8 \times 10^{-10} \text{ cm}^3/\text{s}$	DNA, 1979, p 24-22
B3	$N^+ + H_2O \rightarrow H_2O^+ + N$	$2.6 \times 10^{-9} \text{ cm}^3/\text{s}$	DNA, 1979, p 24-18
B4	$N_2^+ + O \rightarrow NO^+ + N$	$1.3 \times 10^{-10} \left( \frac{300}{T_{\text{air}}} \right)^{0.46} \text{ cm}^3/\text{s}$	DNA, 1979, p 24-23
B5	$N_2^+ + N_2 + N_2 \rightarrow N_4^+ + N_2$	$5.0 \times 10^{-29} \left( \frac{300}{T_{\text{air}}} \right) \text{ cm}^6/\text{s}$	DNA, 1979, p 24-34
B6	$N_2^+ + N_2 + He \rightarrow N_4^+ + He$	$5.0 \times 10^{-29} \left( \frac{300}{T_{\text{air}}} \right) \text{ cm}^6/\text{s}$	DNA, 1979, p 24-34
B64	$N_2^+ + He(^3S_1) \rightarrow N^+ + N + He$	$1.0 \times 10^{-10} \text{ cm}^3/\text{s}$	Estimate

## B. POSITIVE-SPECIES REACTIONS: $N_4^+$

NUMBER	REACTION	REACTION RATE	REFERENCE
B7	$N_4^+ + O_2 \rightarrow O_2^+ + N_2 + N_2$	$4.0 \times 10^{-10} \text{ cm}^3/\text{s}$	DNA, 1979, p 24-21
B33	$N_4^+ + O_2(a^1\Delta_g) \rightarrow N_2^+ + N_2 + O_2$	$1.0 \times 10^{-10} \text{ cm}^3/\text{s}$	Estimate
B37	$N_4^+ + O_2(b^1\Sigma_g^+) \rightarrow N_2^+ + N_2 + O_2$	$1.0 \times 10^{-10} \text{ cm}^3/\text{s}$	Estimate
B42	$N_4^+ + O(^1D) \rightarrow N_2^+ + N_2 + O$	$1.0 \times 10^{-10} \text{ cm}^3/\text{s}$	Estimate
B47	$N_4^+ + N(^2D^0) \rightarrow N_2^+ + N_2 + N$	$1.0 \times 10^{-10} \text{ cm}^3/\text{s}$	Estimate
B52	$N_4^+ + N(^2P^0) \rightarrow N_2^+ + N_2 + N$	$1.0 \times 10^{-10} \text{ cm}^3/\text{s}$	Estimate
B57	$N_4^+ + O(^1S) \rightarrow N_2^+ + N_2 + O$	$1.0 \times 10^{-10} \text{ cm}^3/\text{s}$	Estimate
B63	$N_4^+ + He(^3S_1) \rightarrow N^+ + N + N_2 + He$	$1.0 \times 10^{-10} \text{ cm}^3/\text{s}$	Estimate

## B. POSITIVE-SPECIES REACTIONS: O<sup>+</sup>

NUMBER	REACTION	REACTION RATE	REFERENCE
B8	$O^+ + O_2 \rightarrow O_2^+ + O$	$2.0 \times 10^{-11} \left(\frac{300}{T_{air}}\right)^{0.4} \text{ cm}^3/\text{s}$	DNA, 1979, p 24-18
B9	$O^+ + H_2O \rightarrow H_2O^+ + O$	$2.3 \times 10^{-9} \text{ cm}^3/\text{s}$	DNA, 1979, p 24-18
B10	$O^+ + N_2 + N_2 \rightarrow NO^+ + N + N_2$	$6.0 \times 10^{-29} \left(\frac{300}{T_{air}}\right)^2 \text{ cm}^6/\text{s}$	DNA, 1979, p 24-33
B73	$O^+ + N_2 + He \rightarrow NO^+ + N + He$	$6.0 \times 10^{-29} \left(\frac{300}{T_{air}}\right)^2 \text{ cm}^6/\text{s}$	DNA, 1979, p 24-33

## B. POSITIVE-SPECIES REACTIONS: O<sub>2</sub><sup>+</sup>

NUMBER	REACTION	REACTION RATE	REFERENCE
B11	$O_2^+ + N \rightarrow NO^+ + O$	$1.2 \times 10^{-10} \text{ cm}^3/\text{s}$	DNA, 1979, p 24-22
B12	$O_2^+ + O_2 + O_2 \rightarrow O_4^+ + O_2$	$3.9 \times 10^{-30} \left(\frac{300}{T_{air}}\right)^{3.2} \text{ cm}^6/\text{s}$	DNA, 1979, p 24-33
B13	$O_2^+ + O_2 + He \rightarrow O_4^+ + He$	$3.9 \times 10^{-30} \left(\frac{300}{T_{air}}\right)^{3.2} \text{ cm}^6/\text{s}$	DNA, 1979, p 24-33
B14	$O_2^+ + H_2O + N_2 \rightarrow O_2^+ \cdot H_2O + N_2$	$2.8 \times 10^{-28} \left(\frac{300}{T_{air}}\right)^2 \text{ cm}^6/\text{s}$	DNA, 1979, p 24-33
B62	$O_2^+ + He(^3S_1) \rightarrow O^+ + O + He$	$1.0 \times 10^{-10} \text{ cm}^3/\text{s}$	Estimate

B74	$O_2^+ + H_2O + He \rightarrow O_2^+ \cdot H_2O + He$	$2.8 \times 10^{-28} \left(\frac{300}{T_{air}}\right)^2 \text{ cm}^6/\text{s}$	DNA, 1979, p 24-33
B76	$O_2^+ + NO \rightarrow NO^+ + O_2$	$4.4 \times 10^{-10} \text{ cm}^3/\text{s}$	TR-H-78-1, p 1399

### B. POSITIVE-SPECIES REACTIONS: $O_4^+$

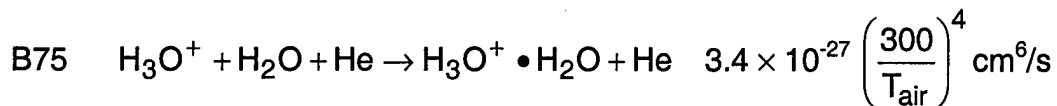
NUMBER	REACTION	REACTION RATE	REFERENCE
B15	$O_4^+ + O \rightarrow O_2^+ + O_3$	$3.0 \times 10^{-10} \text{ cm}^3/\text{s}$	DNA, 1979, p 24-23
B16	$O_4^+ + O_2(a^1\Delta_g) \rightarrow O_2^+ + O_2 + O_2$	$1.0 \times 10^{-10} \text{ cm}^3/\text{s}$	DNA, 1979, p 24-21
B17	$O_4^+ + N_2 \rightarrow O_2^+ + O_2 + N_2$	$1.0 \times 10^{-5} \left(\frac{300}{T_{air}}\right)^{4.2} \exp\left(-\frac{5400}{T_{air}}\right) \text{ cm}^3/\text{s}$	DNA, 1979, p 24-36
B18	$O_4^+ + H_2O \rightarrow O_2^+ \cdot H_2O + O_2$	$1.5 \times 10^{-9} \text{ cm}^3/\text{s}$	DNA, 1979, p 24-23
B39	$O_4^+ + O_2(b^1\Sigma_g^+) \rightarrow O_2^+ + O_2 + O_2$	$1.0 \times 10^{-10} \text{ cm}^3/\text{s}$	Estimate
B44	$O_4^+ + O(^1D) \rightarrow O_2^+ + O_2 + O$	$1.0 \times 10^{-10} \text{ cm}^3/\text{s}$	Estimate
B49	$O_4^+ + N(^2D^0) \rightarrow O_2^+ + O_2 + N$	$1.0 \times 10^{-10} \text{ cm}^3/\text{s}$	Estimate
B54	$O_4^+ + N(^2P^0) \rightarrow O_2^+ + O_2 + N$	$1.0 \times 10^{-10} \text{ cm}^3/\text{s}$	Estimate
B59	$O_4^+ + O(^1S) \rightarrow O_2^+ + O_2 + O$	$1.0 \times 10^{-10} \text{ cm}^3/\text{s}$	Estimate
B61	$O_4^+ + He(^3S_1) \rightarrow O^+ + O + O_2 + He$	$1.0 \times 10^{-10} \text{ cm}^3/\text{s}$	Estimate

**B. POSITIVE-SPECIES REACTIONS: He<sup>+</sup>, He<sub>2</sub><sup>+</sup>**

NUMBER	REACTION	REACTION RATE	REFERENCE
B19	He <sup>+</sup> + N <sub>2</sub> → N <sup>+</sup> + N + He	6.0 × 10 <sup>-10</sup> cm <sup>3</sup> /s	DNA, 1979, p 18A-11
B20	He <sup>+</sup> + N <sub>2</sub> → N <sub>2</sub> <sup>+</sup> + He	6.0 × 10 <sup>-10</sup> cm <sup>3</sup> /s	DNA, 1979, p 18A-11
B21	He <sup>+</sup> + O <sub>2</sub> → O <sup>+</sup> + O + He	6.0 × 10 <sup>-10</sup> cm <sup>3</sup> /s	DNA, 1979, p 18A-11
B22	He <sup>+</sup> + O <sub>2</sub> → O <sub>2</sub> <sup>+</sup> + He	6.0 × 10 <sup>-10</sup> cm <sup>3</sup> /s	DNA, 1979, p 18A-11
B23	He <sup>+</sup> + He + He → He <sub>2</sub> <sup>+</sup> + He	1.1 × 10 <sup>-31</sup> cm <sup>6</sup> /s	Delpech, 1973
B24	He <sub>2</sub> <sup>+</sup> + N <sub>2</sub> → N <sub>2</sub> <sup>+</sup> + He + He	1.2 × 10 <sup>-9</sup> cm <sup>3</sup> /s	DNA, 1979, p 18A-11
B60	He <sub>2</sub> <sup>+</sup> + O <sub>2</sub> → O <sub>2</sub> <sup>+</sup> + He + He	1.2 × 10 <sup>-9</sup> cm <sup>3</sup> /s	Estimate
B65	He <sub>2</sub> <sup>+</sup> + He( <sup>3</sup> S <sub>1</sub> ) → He <sup>+</sup> + He + He	1.0 × 10 <sup>-10</sup> cm <sup>3</sup> /s	Estimate

**B. POSITIVE-SPECIES REACTIONS: NO<sup>+</sup>, H<sub>2</sub>O<sup>+</sup>, H<sub>3</sub>O<sup>+</sup>**

NUMBER	REACTION	REACTION RATE	REFERENCE
B68	NO <sup>+</sup> + He( <sup>3</sup> S <sub>1</sub> ) → N <sup>+</sup> + O + He	5.0 × 10 <sup>-11</sup> cm <sup>3</sup> /s	Estimate
B71	NO <sup>+</sup> + He( <sup>3</sup> S <sub>1</sub> ) → O <sup>+</sup> + N + He	5.0 × 10 <sup>-11</sup> cm <sup>3</sup> /s	Estimate
B29	H <sub>2</sub> O <sup>+</sup> + O <sub>2</sub> → O <sub>2</sub> <sup>+</sup> + H <sub>2</sub> O	2.0 × 10 <sup>-10</sup> cm <sup>3</sup> /s	DNA, 1979, p 24-20
B30	H <sub>2</sub> O <sup>+</sup> + H <sub>2</sub> O → H <sub>3</sub> O <sup>+</sup> + OH	1.8 × 10 <sup>-9</sup> cm <sup>3</sup> /s	DNA, 1979, p 24-23
B66	H <sub>2</sub> O <sup>+</sup> + He( <sup>3</sup> S <sub>1</sub> ) → O <sup>+</sup> + 2H + He	1.0 × 10 <sup>-10</sup> cm <sup>3</sup> /s	Estimate
B31	H <sub>3</sub> O <sup>+</sup> + H <sub>2</sub> O + N <sub>2</sub> → H <sub>3</sub> O <sup>+</sup> • H <sub>2</sub> O + N <sub>2</sub>	3.4 × 10 <sup>-27</sup> $\left(\frac{300}{T_{\text{air}}}\right)^4$ cm <sup>6</sup> /s	DNA, 1979, p 24-34
B67	H <sub>3</sub> O <sup>+</sup> + He( <sup>3</sup> S <sub>1</sub> ) → O <sup>+</sup> + 3H + He	1.0 × 10 <sup>-10</sup> cm <sup>3</sup> /s	Estimate



DNA, 1979, p 24-34

## B. POSITIVE-SPECIES REACTIONS: $\text{O}_2^+ \cdot \text{H}_2\text{O}$

NUMBER	REACTION	REACTION RATE	REFERENCE
B25	$\text{O}_2^+ \cdot \text{H}_2\text{O} + \text{O}_2 \rightarrow \text{O}_4^+ + \text{H}_2\text{O}$	$2.0 \times 10^{-10} \exp\left(-\frac{2300}{T_{\text{air}}}\right) \text{ cm}^3/\text{s}$	DNA, 1979, p 24-24
B26	$\text{O}_2^+ \cdot \text{H}_2\text{O} + \text{O}_2(a^1\Delta_g) \rightarrow \text{O}_2^+ + \text{H}_2\text{O} + \text{O}_2$	$1.0 \times 10^{-10} \text{ cm}^3/\text{s}$	DNA, 1979, p 24-21
B27	$\text{O}_2^+ \cdot \text{H}_2\text{O} + \text{NO} \rightarrow \text{NO}^+ + \text{H}_2\text{O} + \text{O}_2$	$1.0 \times 10^{-10} \text{ cm}^3/\text{s}$	DNA, 1979, p 24-21
B28	$\text{O}_2^+ \cdot \text{H}_2\text{O} + \text{H}_2\text{O} \rightarrow \text{H}_3\text{O}^+ \cdot \text{OH} + \text{O}_2$	$1.0 \times 10^{-9} \text{ cm}^3/\text{s}$	DNA, 1979, p 24-24
B38	$\text{O}_2^+ \cdot \text{H}_2\text{O} + \text{O}_2(b^1\Sigma_g^+) \rightarrow \text{O}_2^+ + \text{H}_2\text{O} + \text{O}_2$	$1.0 \times 10^{-10} \text{ cm}^3/\text{s}$	Estimate
B43	$\text{O}_2^+ \cdot \text{H}_2\text{O} + \text{O}(^1\text{D}) \rightarrow \text{O}_2^+ + \text{H}_2\text{O} + \text{O}$	$1.0 \times 10^{-10} \text{ cm}^3/\text{s}$	Estimate
B48	$\text{O}_2^+ \cdot \text{H}_2\text{O} + \text{N}(^2\text{D}^0) \rightarrow \text{O}_2^+ + \text{H}_2\text{O} + \text{N}$	$1.0 \times 10^{-10} \text{ cm}^3/\text{s}$	Estimate
B53	$\text{O}_2^+ \cdot \text{H}_2\text{O} + \text{N}(^2\text{P}^0) \rightarrow \text{O}_2^+ + \text{H}_2\text{O} + \text{N}$	$1.0 \times 10^{-10} \text{ cm}^3/\text{s}$	Estimate
B58	$\text{O}_2^+ \cdot \text{H}_2\text{O} + \text{O}(^1\text{S}) \rightarrow \text{O}_2^+ + \text{H}_2\text{O} + \text{O}$	$1.0 \times 10^{-10} \text{ cm}^3/\text{s}$	Estimate
B69	$\text{O}_2^+ \cdot \text{H}_2\text{O} + \text{He}(^3\text{S}_1) \rightarrow \text{O}^+ + \text{O} + \text{H}_2\text{O} + \text{He}$	$1.0 \times 10^{-10} \text{ cm}^3/\text{s}$	Estimate

## B. POSITIVE-SPECIES REACTIONS: $\text{H}_3\text{O}^+ \bullet \text{OH}$

NUMBER	REACTION	REACTION RATE	REFERENCE
B32	$\text{H}_3\text{O}^+ \bullet \text{OH} + \text{H}_2\text{O} \rightarrow \text{H}_3\text{O}^+ \bullet \text{H}_2\text{O} + \text{OH}$	$1.4 \times 10^{-9} \text{ cm}^3/\text{s}$	DNA, 1979, p 24-26
B34	$\text{H}_3\text{O}^+ \bullet \text{OH} + \text{O}_2(a^1\Delta_g) \rightarrow \text{H}_3\text{O}^+ + \text{OH} + \text{O}_2$	$1.0 \times 10^{-10} \text{ cm}^3/\text{s}$	Estimate
B36	$\text{H}_3\text{O}^+ \bullet \text{OH} + \text{O}_2(b^1\Sigma_g^+) \rightarrow \text{H}_3\text{O}^+ + \text{OH} + \text{O}_2$	$1.0 \times 10^{-10} \text{ cm}^3/\text{s}$	Estimate
B41	$\text{H}_3\text{O}^+ \bullet \text{OH} + \text{O}(^1\text{D}) \rightarrow \text{H}_3\text{O}^+ + \text{OH} + \text{O}$	$1.0 \times 10^{-10} \text{ cm}^3/\text{s}$	Estimate
B46	$\text{H}_3\text{O}^+ \bullet \text{OH} + \text{N}(^2\text{D}^0) \rightarrow \text{H}_3\text{O}^+ + \text{OH} + \text{N}$	$1.0 \times 10^{-10} \text{ cm}^3/\text{s}$	Estimate
B51	$\text{H}_3\text{O}^+ \bullet \text{OH} + \text{N}(^2\text{P}^0) \rightarrow \text{H}_3\text{O}^+ + \text{OH} + \text{N}$	$1.0 \times 10^{-10} \text{ cm}^3/\text{s}$	Estimate
B56	$\text{H}_3\text{O}^+ \bullet \text{OH} + \text{O}(^1\text{S}) \rightarrow \text{H}_3\text{O}^+ + \text{OH} + \text{O}$	$1.0 \times 10^{-10} \text{ cm}^3/\text{s}$	Estimate
B72	$\text{H}_3\text{O}^+ \bullet \text{OH} + \text{He}(^3\text{S}_1) \rightarrow \text{O}^+ + 3\text{H} + \text{OH} + \text{He}$	$1.0 \times 10^{-10} \text{ cm}^3/\text{s}$	Estimate

## B. POSITIVE-SPECIES REACTIONS: $\text{H}_3\text{O}^+ \bullet \text{H}_2\text{O}$

NUMBER	REACTION	REACTION RATE	REFERENCE
B35	$\text{H}_3\text{O}^+ \bullet \text{H}_2\text{O} + \text{O}_2(b^1\Sigma_g^+) \rightarrow \text{H}_3\text{O}^+ + \text{H}_2\text{O} + \text{O}_2$	$1.0 \times 10^{-10} \text{ cm}^3/\text{s}$	Estimate
B40	$\text{H}_3\text{O}^+ \bullet \text{H}_2\text{O} + \text{O}(^1\text{D}) \rightarrow \text{H}_3\text{O}^+ + \text{H}_2\text{O} + \text{O}$	$1.0 \times 10^{-10} \text{ cm}^3/\text{s}$	Estimate
B45	$\text{H}_3\text{O}^+ \bullet \text{H}_2\text{O} + \text{N}(^2\text{D}^0) \rightarrow \text{H}_3\text{O}^+ + \text{H}_2\text{O} + \text{N}$	$1.0 \times 10^{-10} \text{ cm}^3/\text{s}$	Estimate
B50	$\text{H}_3\text{O}^+ \bullet \text{H}_2\text{O} + \text{N}(^2\text{P}^0) \rightarrow \text{H}_3\text{O}^+ + \text{H}_2\text{O} + \text{N}$	$1.0 \times 10^{-10} \text{ cm}^3/\text{s}$	Estimate
B55	$\text{H}_3\text{O}^+ \bullet \text{H}_2\text{O} + \text{O}(^1\text{S}) \rightarrow \text{H}_3\text{O}^+ + \text{H}_2\text{O} + \text{O}$	$1.0 \times 10^{-10} \text{ cm}^3/\text{s}$	Estimate
B70	$\text{H}_3\text{O}^+ \bullet \text{H}_2\text{O} + \text{He}(^3\text{S}_1) \rightarrow \text{O}^+ + 3\text{H} + \text{H}_2\text{O} + \text{He}$	$1.0 \times 10^{-10} \text{ cm}^3/\text{s}$	Estimate

### C. NEUTRAL-SPECIES REACTIONS: H, N

NUMBER	REACTION	REACTION RATE	REFERENCE
C40	$\text{H} + \text{NO}_2 \rightarrow \text{NO} + \text{OH}$	$4.0 \times 10^{-10} \exp(-340/T_{\text{air}}) \text{ cm}^3/\text{s}$	JPL, 1997, p 19
C1	$\text{N} + \text{N} + \text{N}_2 \rightarrow \text{N}_2 + \text{N}_2$	$7.6 \times 10^{-34} \exp(+500/T_{\text{air}}) \text{ cm}^6/\text{s}$	DNA, 1979, p 24-43
C31	$\text{N} + \text{N} + \text{He} \rightarrow \text{N}_2 + \text{He}$	$7.6 \times 10^{-34} \exp(+500/T_{\text{air}}) \text{ cm}^6/\text{s}$	Estimate
C41	$\text{N} + \text{O}_2 \rightarrow \text{NO} + \text{O}$	$1.5 \times 10^{-11} \exp(-3600/T_{\text{air}}) \text{ cm}^3/\text{s}$	JPL, 1997, p 19
C42	$\text{N} + \text{NO} \rightarrow \text{O} + \text{N}_2$	$2.1 \times 10^{-11} \exp(+100/T_{\text{air}}) \text{ cm}^3/\text{s}$	JPL, 1997, p 19
C43	$\text{N} + \text{NO}_2 \rightarrow \text{O} + \text{N}_2\text{O}$	$5.8 \times 10^{-12} \exp(+220/T_{\text{air}}) \text{ cm}^3/\text{s}$	JPL, 1997, p 19

### C. NEUTRAL-SPECIES REACTIONS: O, O(<sup>1</sup>D)

NUMBER	REACTION	REACTION RATE	REFERENCE
C2	$\text{O} + \text{O} + \text{N}_2 \rightarrow \text{O}_2 + \text{N}_2$	$1.3 \times 10^{-33} \left( \frac{3000}{T_{\text{air}}} \right) \exp\left( -\frac{170}{T_{\text{air}}} \right) \text{ cm}^6/\text{s}$	DNA, 1979, p 24-42
C32	$\text{O} + \text{O} + \text{He} \rightarrow \text{O}_2 + \text{He}$	$1.3 \times 10^{-33} \left( \frac{3000}{T_{\text{air}}} \right) \exp\left( -\frac{170}{T_{\text{air}}} \right) \text{ cm}^6/\text{s}$	DNA, 1979, p 24-42
C3	$\text{O} + \text{O}_2 + \text{N}_2 \rightarrow \text{O}_3 + \text{N}_2$	$1.1 \times 10^{-34} \exp\left( +\frac{510}{T_{\text{air}}} \right) \text{ cm}^6/\text{s}$	DNA, 1979, p 24-43
C33	$\text{O} + \text{O}_2 + \text{He} \rightarrow \text{O}_3 + \text{He}$	$1.1 \times 10^{-34} \exp\left( +\frac{510}{T_{\text{air}}} \right) \text{ cm}^6/\text{s}$	DNA, 1979, p 24-43

C34	$O + NO + N_2 \rightarrow NO_2 + N_2$	$9.0 \times 10^{-32} (300/T_{air})^{1.5} \text{ cm}^6/\text{s}$	JPL, 1997, p 123
C35	$O + NO \rightarrow NO_2$	$3.0 \times 10^{-11} \text{ cm}^3/\text{s}$	JPL, 1997, p 123
C36	$O + NO_3 \rightarrow NO_2 + O_2$	$1.0 \times 10^{-11} \text{ cm}^3/\text{s}$	JPL, 1997, p 18
C37	$O + NO_2 + N_2 \rightarrow NO_3 + N_2$	$9.0 \times 10^{-32} (300/T_{air})^{2.0} \text{ cm}^6/\text{s}$	JPL, 1997, p 123
C38	$O + NO_2 \rightarrow NO_3$	$2.2 \times 10^{-11} \text{ cm}^3/\text{s}$	JPL, 1997, p 123
C39	$O + NO_2 \rightarrow NO + O_2$	$6.5 \times 10^{-12} \exp(+120/T_{air}) \text{ cm}^3/\text{s}$	JPL, 1997, p 18
C23	$O(^1D) + N_2 \rightarrow O + N_2$	$3.0 \times 10^{-11} \text{ cm}^3/\text{s}$	DNA, 1979, p 24-51
C24	$O(^1D) + O_2 \rightarrow O + O_2$	$4.1 \times 10^{-11} \text{ cm}^3/\text{s}$	DNA, 1979, p 24-51
C25	$O(^1D) + H_2O \rightarrow 2OH$	$2.3 \times 10^{-10} \text{ cm}^3/\text{s}$	Baulch <i>et al</i> , 1982

**C. NEUTRAL-SPECIES REACTIONS:  $O_2$ ,  $NO$ ,  $O_3$ ,  $N_2O$**

NUMBER	REACTION	REACTION RATE	REFERENCE
C44	$O_2 + NO + NO \rightarrow NO_2 + NO_2$	$3.3 \times 10^{-39} \exp(+530/T_{air}) \text{ cm}^6/\text{s}$	DNA, 1979, p 24-48
C45	$NO + O_3 \rightarrow O_2 + NO_2$	$2.0 \times 10^{-12} \exp(-1400/T_{air}) \text{ cm}^3/\text{s}$	JPL, 1997, p 19
C46	$NO + NO_3 \rightarrow NO_2 + NO_2$	$1.5 \times 10^{-11} \exp(+170/T_{air}) \text{ cm}^3/\text{s}$	JPL, 1997, p 19
C47	$O_3 + NO_2 \rightarrow O_2 + NO_3$	$1.2 \times 10^{-13} \exp(-2450/T_{air}) \text{ cm}^3/\text{s}$	JPL, 1997, p 19
C13	$N_2O + O(^1D) \rightarrow N_2 + O + O$	$7.0 \times 10^{-11} \text{ cm}^3/\text{s}$	DNA, 1979, p 24-46
C14	$N_2O + O(^1D) \rightarrow 2NO$	$7.0 \times 10^{-11} \text{ cm}^3/\text{s}$	DNA, 1979, p 24-46
C15	$N_2O + N(^2D^0) \rightarrow N_2 + N + O$	$1.0 \times 10^{-10} \text{ cm}^3/\text{s}$	Estimate
C16	$N_2O + N(^2P^0) \rightarrow N_2 + N + O$	$1.0 \times 10^{-10} \text{ cm}^3/\text{s}$	Estimate
C17	$N_2O + O(^1S) \rightarrow N_2 + O + O$	$1.0 \times 10^{-10} \text{ cm}^3/\text{s}$	Estimate

### C. NEUTRAL-SPECIES REACTIONS: NO<sub>2</sub>, NO<sub>3</sub>

NUMBER	REACTION	REACTION RATE	REFERENCE
C18	NO <sub>2</sub> + N( <sup>2</sup> P <sup>o</sup> ) → NO + O + N	1.0 × 10 <sup>-10</sup> cm <sup>3</sup> /s	Estimate
C19	NO <sub>2</sub> + O( <sup>1</sup> S) → NO + O + O	1.0 × 10 <sup>-10</sup> cm <sup>3</sup> /s	Estimate
C48	NO <sub>3</sub> + NO <sub>3</sub> → O <sub>2</sub> + NO <sub>2</sub> + NO <sub>2</sub>	8.5 × 10 <sup>-13</sup> exp(-2450/T <sub>air</sub> ) cm <sup>3</sup> /s	JPL, 1997, p 19

### C. NEUTRAL-SPECIES REACTIONS: O<sub>2</sub>(a<sup>1</sup>Δ<sub>g</sub>), O<sub>2</sub>(b<sup>1</sup>Σ<sub>g</sub><sup>+</sup>), O<sub>3</sub>

NUMBER	REACTION	REACTION RATE	REFERENCE
C4	O <sub>2</sub> (a <sup>1</sup> Δ <sub>g</sub> ) + O <sub>2</sub> → O <sub>2</sub> + O <sub>2</sub>	2.2 × 10 <sup>-18</sup> $\left(\frac{T_{\text{air}}}{300}\right)^{0.8}$ cm <sup>3</sup> /s	DNA, 1979, p 24-53
C5	O <sub>2</sub> (a <sup>1</sup> Δ <sub>g</sub> ) + N <sub>2</sub> → O <sub>2</sub> + N <sub>2</sub>	2.0 × 10 <sup>-20</sup> cm <sup>3</sup> /s	DNA, 1979, p 24-53
C6	O <sub>2</sub> (a <sup>1</sup> Δ <sub>g</sub> ) + H <sub>2</sub> O → O <sub>2</sub> + H <sub>2</sub> O	1.5 × 10 <sup>-17</sup> cm <sup>3</sup> /s	DNA, 1979, p 20-41
C20	O <sub>2</sub> (b <sup>1</sup> Σ <sub>g</sub> <sup>+</sup> ) + N <sub>2</sub> → O <sub>2</sub> + N <sub>2</sub>	2.0 × 10 <sup>-15</sup> cm <sup>3</sup> /s	DNA, 1979, p 24-53
C21	O <sub>2</sub> (b <sup>1</sup> Σ <sub>g</sub> <sup>+</sup> ) + O <sub>2</sub> → O <sub>2</sub> + O <sub>2</sub>	1.5 × 10 <sup>-16</sup> cm <sup>3</sup> /s	DNA, 1979, p 24-53
C22	O <sub>2</sub> (b <sup>1</sup> Σ <sub>g</sub> <sup>+</sup> ) + H <sub>2</sub> O → O <sub>2</sub> + H <sub>2</sub> O	4.0 × 10 <sup>-12</sup> cm <sup>3</sup> /s	Baulch <i>et al</i> , 1982
C7	O <sup>3</sup> + O <sub>2</sub> (b <sup>1</sup> Σ <sub>g</sub> <sup>+</sup> ) → O <sub>2</sub> + O <sub>2</sub> + O	2.5 × 10 <sup>-11</sup> cm <sup>3</sup> /s	DNA, 1979, p 24-45
C8	O <sup>3</sup> + O( <sup>1</sup> D) → O <sub>2</sub> + O <sub>2</sub>	2.4 × 10 <sup>-10</sup> cm <sup>3</sup> /s	DNA, 1979, p 24-46
C9	O <sup>3</sup> + O( <sup>1</sup> D) → O <sub>2</sub> + O + O	1.2 × 10 <sup>-10</sup> cm <sup>3</sup> /s	Estimate
C10	O <sup>3</sup> + N( <sup>2</sup> D <sup>o</sup> ) → O <sub>2</sub> + N + O	1.0 × 10 <sup>-10</sup> cm <sup>3</sup> /s	Estimate
C11	O <sup>3</sup> + N( <sup>2</sup> P <sup>o</sup> ) → O <sub>2</sub> + N + O	1.0 × 10 <sup>-10</sup> cm <sup>3</sup> /s	Estimate



**C. NEUTRAL-SPECIES REACTIONS:  $He(^3S_1)$**

NUMBER	REACTION	REACTION RATE	REFERENCE
C26	$He(^3S_1) + He(^3S_1) \rightarrow He_2^+ + e$	$2.0 \times 10^{-9} \text{ cm}^3/\text{s}$	Cheret and Lambert, 1971
C27	$He(^3S_1) + He(^3S_1) \rightarrow He^+ + He + e$	$2.0 \times 10^{-9} \text{ cm}^3/\text{s}$	Cheret and Lambert, 1971
C28	$He(^3S_1) + N_2 \rightarrow N^+ + N + He + e$	$1.0 \times 10^{-10} \text{ cm}^3/\text{s}$	Estimate
C29	$He(^3S_1) + O_2 \rightarrow O^+ + O + He + e$	$1.0 \times 10^{-10} \text{ cm}^3/\text{s}$	Estimate
C30	$He(^3S_1) + H_2O \rightarrow H_2O^+ + He + e$	$1.0 \times 10^{-10} \text{ cm}^3/\text{s}$	Estimate

**D. POSITIVE-ION ELECTRON RECOMBINATION:  $N^+$ ,  $N_2^+$ ,  $N_4^+$**

NUMBER	REACTION	REACTION RATE	REFERENCE
D1	$N^+ + e + e \rightarrow N + e$	$7.0 \times 10^{-20} \left( \frac{300}{T_e} \right)^{4.5} \text{ cm}^6/\text{s}$	DNA, 1979, p 24-10
D2	$N^+ + e + N_2 \rightarrow N + N_2$	$6.0 \times 10^{-27} \left( \frac{300}{T_e} \right)^{2.5} \text{ cm}^6/\text{s}$	DNA, 1979, p 24-10
D28	$N^+ + e + He \rightarrow N + He$	$2.0 \times 10^{-27} \left( \frac{300}{T_e} \right)^{2.5} \text{ cm}^6/\text{s}$	DNA, 1979, p 24-10
D3	$N_2^+ + e + e \rightarrow N_2 + e$	$7.0 \times 10^{-20} \left( \frac{300}{T_e} \right)^{4.5} \text{ cm}^6/\text{s}$	DNA, 1979, p 24-10
D4	$N_2^+ + e \rightarrow N + N$	$1.8 \times 10^{-7} \left( \frac{300}{T_e} \right)^{0.39} \text{ cm}^3/\text{s}$	DNA, 1979, p 24-11
D24	$N_4^+ + e + e \rightarrow N_2 + N_2 + e$	$7.0 \times 10^{-20} \left( \frac{300}{T_e} \right)^{4.5} \text{ cm}^6/\text{s}$	DNA, 1979, p 24-10
D5	$N_4^+ + e \rightarrow N_2 + N_2$	$2.0 \times 10^{-6} \left( \frac{300}{T_e} \right)^{1.0} \text{ cm}^3/\text{s}$	DNA, 1979, p 24-11

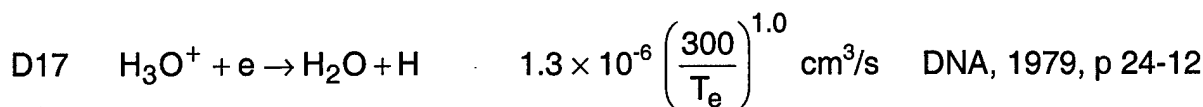
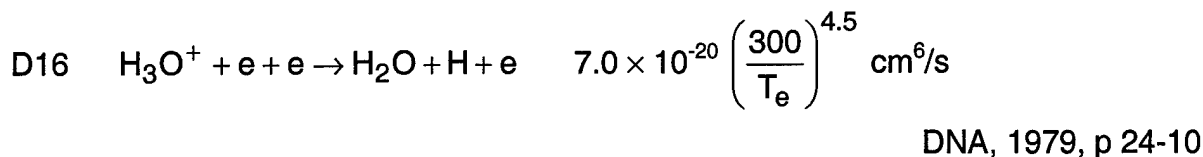
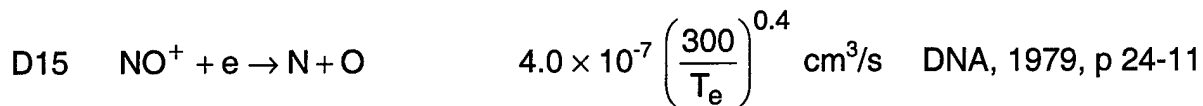
**D. POSITIVE-ION ELECTRON RECOMBINATION:  $O^+$ ,  $O_2^+$ ,  $O_4^+$**

NUMBER	REACTION	REACTION RATE	REFERENCE
D6	$O^+ + e + e \rightarrow O + e$	$7.0 \times 10^{-20} \left( \frac{300}{T_e} \right)^{4.5} \text{ cm}^6/\text{s}$	DNA, 1979, p 24-10
D7	$O^+ + e + O_2 \rightarrow O + O_2$	$6.0 \times 10^{-27} \left( \frac{300}{T_e} \right)^{2.5} \text{ cm}^6/\text{s}$	DNA, 1979, p 24-10

D29	$O^+ + e + He \rightarrow O + He$	$6.0 \times 10^{-27} \left(\frac{300}{T_e}\right)^{2.5} \text{ cm}^6/\text{s}$	DNA, 1979, p 24-10
D8	$O_2^+ + e + e \rightarrow O_2 + e$	$7.0 \times 10^{-20} \left(\frac{300}{T_e}\right)^{4.5} \text{ cm}^6/\text{s}$	DNA, 1979, p 24-10
D9	$O_2^+ + e \rightarrow O + O$	$2.1 \times 10^{-7} \left(\frac{300}{T_e}\right)^{0.63} \text{ cm}^3/\text{s}$	DNA, 1979, p 24-10
D25	$O_4^+ + e + e \rightarrow O_2 + O_2 + e$	$7.0 \times 10^{-20} \left(\frac{300}{T_e}\right)^{4.5} \text{ cm}^6/\text{s}$	DNA, 1979, p 24-10
D10	$O_4^+ + e \rightarrow O + O + O_2$	$2.0 \times 10^{-6} \left(\frac{300}{T_e}\right)^{1.0} \text{ cm}^3/\text{s}$	DNA, 1979, p 24-11

#### D. POSITIVE-ION ELECTRON RECOMBINATION: $He^+$ , $He_2^+$ , $NO^+$ , $H_3O^+$

NUMBER	REACTION	REACTION RATE	REFERENCE
D11	$He^+ + e + e \rightarrow He + e$	$7.0 \times 10^{-20} \left(\frac{300}{T_e}\right)^{4.5} \text{ cm}^6/\text{s}$	DNA, 1979, p 24-10
D27	$He^+ + e + e \rightarrow He(^3S_1) + e$	$3.0 \times 10^{-20} \left(\frac{300}{T_e}\right)^{4.5} \text{ cm}^6/\text{s}$	Cheret and Lambert, 1971
D23	$He_2^+ + e + e \rightarrow He + He + e$	$7.0 \times 10^{-20} \left(\frac{300}{T_e}\right)^{4.5} \text{ cm}^6/\text{s}$	DNA, 1979, p 24-10
D12	$He_2^+ + e \rightarrow He + He$	$1.0 \times 10^{-8} \text{ cm}^3/\text{s}$	Delpech, 1973
D13	$He_2^+ + e + He \rightarrow 3He$	$2.0 \times 10^{-27} \text{ cm}^6/\text{s}$	Delpech, 1973
D14	$NO^+ + e + e \rightarrow NO + e$	$7.0 \times 10^{-20} \left(\frac{300}{T_e}\right)^{4.5} \text{ cm}^6/\text{s}$	DNA, 1979, p 24-10



**D. POSITIVE-ION ELECTRON RECOMBINATION:  $\text{O}_2^+ \cdot \text{H}_2\text{O}$ ,  $\text{H}_3\text{O}^+ \cdot \text{OH}$ ,  $\text{H}_3\text{O}^+ \cdot \text{H}_2\text{O}$**

NUMBER	REACTION	REACTION RATE	REFERENCE
D26	$\text{O}_2^+ \cdot \text{H}_2\text{O} + e + e \rightarrow \text{O}_2 + \text{H}_2\text{O} + e$	$7.0 \times 10^{-20} \left(\frac{300}{T_e}\right)^{4.5} \text{ cm}^6/\text{s}$	DNA, 1979, p 24-10
D18	$\text{O}_2^+ \cdot \text{H}_2\text{O} + e \rightarrow \text{O}_2 + \text{H}_2\text{O}$	$1.5 \times 10^{-6} \left(\frac{300}{T_e}\right)^{0.2} \text{ cm}^3/\text{s}$	DNA, 1979, p 24-11
D19	$\text{H}_3\text{O}^+ \cdot \text{OH} + e + e \rightarrow \text{H}_2\text{O} + \text{OH} + \text{H} + e$	$7.0 \times 10^{-20} \left(\frac{300}{T_e}\right)^{4.5} \text{ cm}^6/\text{s}$	DNA, 1979, p 24-10
D20	$\text{H}_3\text{O}^+ \cdot \text{OH} + e \rightarrow \text{H}_2\text{O} + \text{OH} + \text{H}$	$2.0 \times 10^{-6} \left(\frac{300}{T_e}\right)^{0.2} \text{ cm}^3/\text{s}$	DNA, 1979, p 24-12
D21	$\text{H}_3\text{O}^+ \cdot \text{H}_2\text{O} + e + e \rightarrow 2\text{H}_2\text{O} + \text{H} + e$	$7.0 \times 10^{-20} \left(\frac{300}{T_e}\right)^{4.5} \text{ cm}^6/\text{s}$	DNA, 1979, p 24-10
D22	$\text{H}_3\text{O}^+ \cdot \text{H}_2\text{O} + e \rightarrow 2\text{H}_2\text{O} + \text{H}$	$2.8 \times 10^{-6} \left(\frac{300}{T_e}\right)^{0.15} \text{ cm}^3/\text{s}$	DNA, 1979, p 24-12

**E. TWO-BODY POSITIVE-ION NEGATIVE-ION RECOMBINATION:  $N^+, N_2^+, O^+$**

NUMBER	REACTION	REACTION RATE	REFERENCE
E1	$N^+ + O^- \rightarrow N + O$	$2.6 \times 10^{-7} \left( \frac{300}{T_{air}} \right)^{0.5} \text{ cm}^3/\text{s}$	DNA, 1979, p 24-12
E2	$N_2^+ + O_2^- \rightarrow N_2 + O_2$	$1.6 \times 10^{-7} \left( \frac{300}{T_{air}} \right)^{0.5} \text{ cm}^3/\text{s}$	DNA, 1979, p 24-13
E3	$O^+ + O^- \rightarrow O + O$	$2.7 \times 10^{-7} \left( \frac{300}{T_{air}} \right)^{0.5} \text{ cm}^3/\text{s}$	DNA, 1979, p 24-12

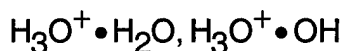
**E. TWO-BODY POSITIVE-ION NEGATIVE-ION RECOMBINATION:  $O_2^+, O_4^+$**

NUMBER	REACTION	REACTION RATE	REFERENCE
E4	$O_2^+ + O^- \rightarrow O_2 + O$	$1.0 \times 10^{-7} \left( \frac{300}{T_{air}} \right)^{0.5} \text{ cm}^3/\text{s}$	DNA, 1979, p 24-12
E5	$O_2^+ + O_2^- \rightarrow O_2 + O_2$	$4.2 \times 10^{-7} \left( \frac{300}{T_{air}} \right)^{0.5} \text{ cm}^3/\text{s}$	DNA, 1979, p 24-13
E8	$O_2^+ + NO_2^- \rightarrow O_2 + NO_2$	$4.1 \times 10^{-7} \left( \frac{300}{T_{air}} \right)^{0.5} \text{ cm}^3/\text{s}$	DNA, 1979, p 24-13
E9	$O_2^+ + NO_3^- \rightarrow O_2 + NO_3$	$1.3 \times 10^{-7} \left( \frac{300}{T_{air}} \right)^{0.5} \text{ cm}^3/\text{s}$	DNA, 1979, p 24-13
E12	$O_2^+ + NO_3^- \cdot H_2O \rightarrow NO_3 + H_2O + O_2$	$1.0 \times 10^{-7} \left( \frac{300}{T_{air}} \right)^{0.5} \text{ cm}^3/\text{s}$	DNA, 1979, p 24-13
E13	$O_4^+ + NO_3^- \cdot H_2O \rightarrow NO_3 + H_2O + O_2 + O_2$	$1.0 \times 10^{-7} \left( \frac{300}{T_{air}} \right)^{0.5} \text{ cm}^3/\text{s}$	DNA, 1979, p 24-13

**E. TWO-BODY POSITIVE-ION NEGATIVE-ION RECOMBINATION:  $\text{NO}^+, \text{O}_2^+ \cdot \text{H}_2\text{O}$**

NUMBER	REACTION	REACTION RATE	REFERENCE
E6	$\text{NO}^+ + \text{O}^- \rightarrow \text{NO} + \text{O}$	$4.9 \times 10^{-7} \left( \frac{300}{T_{\text{air}}} \right)^{0.5} \text{ cm}^3/\text{s}$	DNA, 1979, p 24-13
E7	$\text{NO}^+ + \text{O}_2^- \rightarrow \text{NO} + \text{O}_2$	$6.0 \times 10^{-7} \left( \frac{300}{T_{\text{air}}} \right)^{0.5} \text{ cm}^3/\text{s}$	DNA, 1979, p 24-13
E10	$\text{NO}^+ + \text{NO}_2^- \rightarrow \text{NO} + \text{NO}_2$	$1.0 \times 10^{-7} \left( \frac{300}{T_{\text{air}}} \right)^{0.5} \text{ cm}^3/\text{s}$	DNA, 1979, p 24-13
E11	$\text{NO}^+ + \text{NO}_3^- \rightarrow \text{NO} + \text{NO}_3$	$9.0 \times 10^{-8} \left( \frac{300}{T_{\text{air}}} \right)^{0.5} \text{ cm}^3/\text{s}$	DNA, 1979, p 24-13
E15	$\text{NO}^+ + \text{NO}_3^- \cdot \text{H}_2\text{O} \rightarrow \text{NO}_3 + \text{H}_2\text{O} + \text{NO}$	$1.0 \times 10^{-7} \left( \frac{300}{T_{\text{air}}} \right)^{0.5} \text{ cm}^3/\text{s}$	DNA, 1979, p 24-13
E14	$\text{O}_2^+ \cdot \text{H}_2\text{O} + \text{NO}_3^- \cdot \text{H}_2\text{O} \rightarrow \text{NO}_3 + \text{H}_2\text{O} + \text{H}_2\text{O} + \text{O}_2$	$1.0 \times 10^{-7} \left( \frac{300}{T_{\text{air}}} \right)^{0.5} \text{ cm}^3/\text{s}$	DNA, 1979, p 24-13

**E. TWO-BODY POSITIVE-ION NEGATIVE-ION RECOMBINATION:**



NUMBER	REACTION	REACTION RATE	REFERENCE
E17	$\text{H}_3\text{O}^+ \cdot \text{H}_2\text{O} + \text{NO}_3^- \cdot \text{H}_2\text{O} \rightarrow \text{NO}_3 + \text{H}_2\text{O} + \text{H}_2\text{O} + \text{H}_2\text{O} + \text{H}$	$1.0 \times 10^{-7} \left( \frac{300}{T_{\text{air}}} \right)^{0.5} \text{ cm}^3/\text{s}$	DNA, 1979, p 24-13
E16	$\text{H}_3\text{O}^+ \cdot \text{OH} + \text{NO}_3^- \cdot \text{H}_2\text{O} \rightarrow \text{NO}_3 + \text{H}_2\text{O} + \text{H}_2\text{O} + \text{H}_2\text{O}$	$1.0 \times 10^{-7} \left( \frac{300}{T_{\text{air}}} \right)^{0.5} \text{ cm}^3/\text{s}$	DNA, 1979, p 24-13

**F. THREE-BODY CLUSTER-ION RECOMBINATION:  $O_2^+$**

		REFERENCE: DNA, 1979, p 24-13
NUMBER	REACTION	REACTION RATE
F1	$O_2^+ + O_3^- + N_2 \rightarrow 2O_2 + O + N_2$	$1.0 \times 10^{-25} (300/T_{air})^{2.5} \text{ cm}^6/\text{s}$
F2	$O_2^+ + O_4^- + N_2 \rightarrow 3O_2 + N_2$	$1.0 \times 10^{-25} (300/T_{air})^{2.5} \text{ cm}^6/\text{s}$
F3	$O_2^+ + CO_3^- + N_2 \rightarrow O_2 + CO_2 + O + N_2$	$1.0 \times 10^{-25} (300/T_{air})^{2.5} \text{ cm}^6/\text{s}$
F4	$O_2^+ + CO_4^- + N_2 \rightarrow 2O_2 + CO_2 + N_2$	$1.0 \times 10^{-25} (300/T_{air})^{2.5} \text{ cm}^6/\text{s}$
F5	$O_2^+ + O_2^- \cdot H_2O + N_2 \rightarrow 2O_2 + H_2O + N_2$	$1.0 \times 10^{-25} (300/T_{air})^{2.5} \text{ cm}^6/\text{s}$
F32	$O_2^+ + O_3^- + He \rightarrow 2O_2 + O + He$	$1.0 \times 10^{-25} (300/T_{air})^{2.5} \text{ cm}^6/\text{s}$
F33	$O_2^+ + O_4^- + He \rightarrow 3O_2 + He$	$1.0 \times 10^{-25} (300/T_{air})^{2.5} \text{ cm}^6/\text{s}$
F34	$O_2^+ + CO_3^- + He \rightarrow O_2 + CO_2 + O + He$	$1.0 \times 10^{-25} (300/T_{air})^{2.5} \text{ cm}^6/\text{s}$
F35	$O_2^+ + CO_4^- + He \rightarrow 2O_2 + CO_2 + He$	$1.0 \times 10^{-25} (300/T_{air})^{2.5} \text{ cm}^6/\text{s}$
F36	$O_2^+ + O_2^- \cdot H_2O + He \rightarrow 2O_2 + H_2O + He$	$1.0 \times 10^{-25} (300/T_{air})^{2.5} \text{ cm}^6/\text{s}$

**F. THREE-BODY CLUSTER-ION RECOMBINATION:  $O_4^+$**

		REFERENCE: DNA, 1979, p 24-13
NUMBER	REACTION	REACTION RATE
F6	$O_4^+ + O^- + N_2 \rightarrow 2O_2 + O + N_2$	$1.0 \times 10^{-25} (300/T_{air})^{2.5} \text{ cm}^6/\text{s}$
F7	$O_4^+ + O_2^- + N_2 \rightarrow 3O_2 + N_2$	$1.0 \times 10^{-25} (300/T_{air})^{2.5} \text{ cm}^6/\text{s}$
F8	$O_4^+ + O_3^- + N_2 \rightarrow 2O_2 + O_3 + N_2$	$1.0 \times 10^{-25} (300/T_{air})^{2.5} \text{ cm}^6/\text{s}$
F9	$O_4^+ + O_4^- + N_2 \rightarrow 4O_2 + N_2$	$1.0 \times 10^{-25} (300/T_{air})^{2.5} \text{ cm}^6/\text{s}$

F37	$O_4^+ + O^- + He \rightarrow 2O_2 + O + He$	$1.0 \times 10^{-25} (300/T_{air})^{2.5} \text{ cm}^6/\text{s}$
F38	$O_4^+ + O_2^- + He \rightarrow 3O_2 + He$	$1.0 \times 10^{-25} (300/T_{air})^{2.5} \text{ cm}^6/\text{s}$
F39	$O_4^+ + O_3^- + He \rightarrow 2O_2 + O_3 + He$	$1.0 \times 10^{-25} (300/T_{air})^{2.5} \text{ cm}^6/\text{s}$
F40	$O_4^+ + O_4^- + He \rightarrow 4O_2 + He$	$1.0 \times 10^{-25} (300/T_{air})^{2.5} \text{ cm}^6/\text{s}$

### F. THREE-BODY CLUSTER-ION RECOMBINATION: $NO^+$

NUMBER	REACTION	REFERENCE: DNA, 1979, p 24-13 REACTION RATE
F10	$NO^+ + O_3^- + N_2 \rightarrow NO + O_2 + O + N_2$	$1.0 \times 10^{-25} (300/T_{air})^{2.5} \text{ cm}^6/\text{s}$
F11	$NO^+ + O_4^- + N_2 \rightarrow NO + 2O_2 + N_2$	$1.0 \times 10^{-25} (300/T_{air})^{2.5} \text{ cm}^6/\text{s}$
F12	$NO^+ + CO_3^- + N_2 \rightarrow NO + CO_2 + O + N_2$	$1.0 \times 10^{-25} (300/T_{air})^{2.5} \text{ cm}^6/\text{s}$
F13	$NO^+ + CO_4^- + N_2 \rightarrow NO + CO_2 + O_2 + N_2$	$1.0 \times 10^{-25} (300/T_{air})^{2.5} \text{ cm}^6/\text{s}$
F14	$NO^+ + O_2^- \cdot H_2O + N_2 \rightarrow NO + H_2O + O + N_2$	$1.0 \times 10^{-25} (300/T_{air})^{2.5} \text{ cm}^6/\text{s}$
F15	$NO^+ + CO_3^- \cdot H_2O + N_2 \rightarrow NO + H_2O + CO_2 + O + N_2$	$1.0 \times 10^{-25} (300/T_{air})^{2.5} \text{ cm}^6/\text{s}$
F16	$NO^+ + CO_4^- \cdot H_2O + N_2 \rightarrow NO + H_2O + CO_2 + O_2 + N_2$	$1.0 \times 10^{-25} (300/T_{air})^{2.5} \text{ cm}^6/\text{s}$
F41	$NO^+ + O_3^- + He \rightarrow NO + O_2 + O + He$	$1.0 \times 10^{-25} (300/T_{air})^{2.5} \text{ cm}^6/\text{s}$
F42	$NO^+ + O_4^- + He \rightarrow NO + 2O_2 + He$	$1.0 \times 10^{-25} (300/T_{air})^{2.5} \text{ cm}^6/\text{s}$
F43	$NO^+ + CO_3^- + He \rightarrow NO + CO_2 + O + He$	$1.0 \times 10^{-25} (300/T_{air})^{2.5} \text{ cm}^6/\text{s}$
F44	$NO^+ + CO_4^- + He \rightarrow NO + CO_2 + O_2 + He$	$1.0 \times 10^{-25} (300/T_{air})^{2.5} \text{ cm}^6/\text{s}$
F45	$NO^+ + O_2^- \cdot H_2O + He \rightarrow NO + H_2O + O + He$	$1.0 \times 10^{-25} (300/T_{air})^{2.5} \text{ cm}^6/\text{s}$
F46	$NO^+ + CO_3^- \cdot H_2O + He \rightarrow NO + H_2O + CO_2 + O + He$	$1.0 \times 10^{-25} (300/T_{air})^{2.5} \text{ cm}^6/\text{s}$
F47	$NO^+ + CO_4^- \cdot H_2O + He \rightarrow NO + H_2O + CO_2 + O_2 + He$	$1.0 \times 10^{-25} (300/T_{air})^{2.5} \text{ cm}^6/\text{s}$

## F. THREE-BODY CLUSTER-ION RECOMBINATION: $O_2^+ \cdot H_2O$

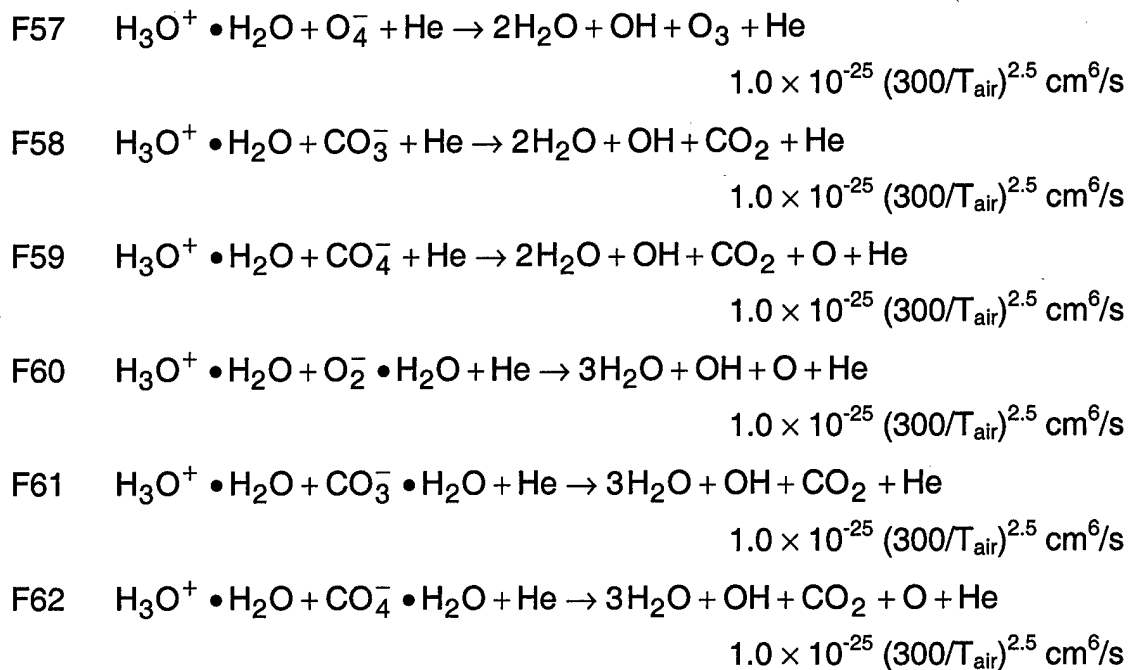
REFERENCE: DNA, 1979, p 24-13

NUMBER	REACTION	REACTION RATE
F17	$O_2^+ \cdot H_2O + O^- + N_2 \rightarrow O_2 + H_2O + O + N_2$	$1.0 \times 10^{-25} (300/T_{air})^{2.5} \text{ cm}^6/\text{s}$
F18	$O_2^+ \cdot H_2O + O_2^- + N_2 \rightarrow 2O_2 + H_2O + N_2$	$1.0 \times 10^{-25} (300/T_{air})^{2.5} \text{ cm}^6/\text{s}$
F19	$O_2^+ \cdot H_2O + O_3^- + N_2 \rightarrow O_2 + O_3 + H_2O + N_2$	$1.0 \times 10^{-25} (300/T_{air})^{2.5} \text{ cm}^6/\text{s}$
F20	$O_2^+ \cdot H_2O + CO_3^- + N_2 \rightarrow O_2 + O + H_2O + CO_2 + N_2$	$1.0 \times 10^{-25} (300/T_{air})^{2.5} \text{ cm}^6/\text{s}$
F21	$O_2^+ \cdot H_2O + CO_4^- + N_2 \rightarrow 2O_2 + H_2O + CO_2 + N_2$	$1.0 \times 10^{-25} (300/T_{air})^{2.5} \text{ cm}^6/\text{s}$
F22	$O_2^+ \cdot H_2O + O_2^- \cdot H_2O + N_2 \rightarrow 2O_2 + 2H_2O + N_2$	$1.0 \times 10^{-25} (300/T_{air})^{2.5} \text{ cm}^6/\text{s}$
F48	$O_2^+ \cdot H_2O + O^- + He \rightarrow O_2 + H_2O + O + He$	$1.0 \times 10^{-25} (300/T_{air})^{2.5} \text{ cm}^6/\text{s}$
F49	$O_2^+ \cdot H_2O + O_2^- + He \rightarrow 2O_2 + H_2O + He$	$1.0 \times 10^{-25} (300/T_{air})^{2.5} \text{ cm}^6/\text{s}$
F50	$O_2^+ \cdot H_2O + O_3^- + He \rightarrow O_2 + O_3 + H_2O + He$	$1.0 \times 10^{-25} (300/T_{air})^{2.5} \text{ cm}^6/\text{s}$
F51	$O_2^+ \cdot H_2O + CO_3^- + He \rightarrow O_2 + O + H_2O + CO_2 + He$	$1.0 \times 10^{-25} (300/T_{air})^{2.5} \text{ cm}^6/\text{s}$
F52	$O_2^+ \cdot H_2O + CO_4^- + He \rightarrow 2O_2 + H_2O + CO_2 + He$	$1.0 \times 10^{-25} (300/T_{air})^{2.5} \text{ cm}^6/\text{s}$
F53	$O_2^+ \cdot H_2O + O_2^- \cdot H_2O + He \rightarrow 2O_2 + 2H_2O + He$	$1.0 \times 10^{-25} (300/T_{air})^{2.5} \text{ cm}^6/\text{s}$

**F. THREE-BODY CLUSTER-ION RECOMBINATION:  $\text{H}_3\text{O}^+ \cdot \text{H}_2\text{O}$**

REFERENCE: DNA, 1979, p 24-13

NUMBER	REACTION	REACTION RATE
F23	$\text{H}_3\text{O}^+ \cdot \text{H}_2\text{O} + \text{O}^- + \text{N}_2 \rightarrow 2\text{H}_2\text{O} + \text{OH} + \text{N}_2$	$1.0 \times 10^{-25} (300/T_{\text{air}})^{2.5} \text{ cm}^6/\text{s}$
F24	$\text{H}_3\text{O}^+ \cdot \text{H}_2\text{O} + \text{O}_2^- + \text{N}_2 \rightarrow 2\text{H}_2\text{O} + \text{OH} + \text{O} + \text{N}_2$	$1.0 \times 10^{-25} (300/T_{\text{air}})^{2.5} \text{ cm}^6/\text{s}$
F25	$\text{H}_3\text{O}^+ \cdot \text{H}_2\text{O} + \text{O}_3^- + \text{N}_2 \rightarrow 2\text{H}_2\text{O} + \text{OH} + \text{O}_2 + \text{N}_2$	$1.0 \times 10^{-25} (300/T_{\text{air}})^{2.5} \text{ cm}^6/\text{s}$
F26	$\text{H}_3\text{O}^+ \cdot \text{H}_2\text{O} + \text{O}_4^- + \text{N}_2 \rightarrow 2\text{H}_2\text{O} + \text{OH} + \text{O}_3 + \text{N}_2$	$1.0 \times 10^{-25} (300/T_{\text{air}})^{2.5} \text{ cm}^6/\text{s}$
F27	$\text{H}_3\text{O}^+ \cdot \text{H}_2\text{O} + \text{CO}_3^- + \text{N}_2 \rightarrow 2\text{H}_2\text{O} + \text{OH} + \text{CO}_2 + \text{N}_2$	$1.0 \times 10^{-25} (300/T_{\text{air}})^{2.5} \text{ cm}^6/\text{s}$
F28	$\text{H}_3\text{O}^+ \cdot \text{H}_2\text{O} + \text{CO}_4^- + \text{N}_2 \rightarrow 2\text{H}_2\text{O} + \text{OH} + \text{CO}_2 + \text{O} + \text{N}_2$	$1.0 \times 10^{-25} (300/T_{\text{air}})^{2.5} \text{ cm}^6/\text{s}$
F29	$\text{H}_3\text{O}^+ \cdot \text{H}_2\text{O} + \text{O}_2^- \cdot \text{H}_2\text{O} + \text{N}_2 \rightarrow 3\text{H}_2\text{O} + \text{OH} + \text{O} + \text{N}_2$	$1.0 \times 10^{-25} (300/T_{\text{air}})^{2.5} \text{ cm}^6/\text{s}$
F30	$\text{H}_3\text{O}^+ \cdot \text{H}_2\text{O} + \text{CO}_3^- \cdot \text{H}_2\text{O} + \text{N}_2 \rightarrow 3\text{H}_2\text{O} + \text{OH} + \text{CO}_2 + \text{N}_2$	$1.0 \times 10^{-25} (300/T_{\text{air}})^{2.5} \text{ cm}^6/\text{s}$
F31	$\text{H}_3\text{O}^+ \cdot \text{H}_2\text{O} + \text{CO}_4^- \cdot \text{H}_2\text{O} + \text{N}_2 \rightarrow 3\text{H}_2\text{O} + \text{OH} + \text{CO}_2 + \text{O} + \text{N}_2$	$1.0 \times 10^{-25} (300/T_{\text{air}})^{2.5} \text{ cm}^6/\text{s}$
F54	$\text{H}_3\text{O}^+ \cdot \text{H}_2\text{O} + \text{O}^- + \text{He} \rightarrow 2\text{H}_2\text{O} + \text{OH} + \text{He}$	$1.0 \times 10^{-25} (300/T_{\text{air}})^{2.5} \text{ cm}^6/\text{s}$
F55	$\text{H}_3\text{O}^+ \cdot \text{H}_2\text{O} + \text{O}_2^- + \text{He} \rightarrow 2\text{H}_2\text{O} + \text{OH} + \text{O} + \text{He}$	$1.0 \times 10^{-25} (300/T_{\text{air}})^{2.5} \text{ cm}^6/\text{s}$
F56	$\text{H}_3\text{O}^+ \cdot \text{H}_2\text{O} + \text{O}_3^- + \text{He} \rightarrow 2\text{H}_2\text{O} + \text{OH} + \text{O}_2 + \text{He}$	$1.0 \times 10^{-25} (300/T_{\text{air}})^{2.5} \text{ cm}^6/\text{s}$



**G. ELECTRON IMPACT IONIZATION, METASTABLE PRODUCTION, AND VIBRATIONAL EXCITATION**

NUMBER	REACTION	REACTION RATE	REFERENCE
G1	$e + O_2 \rightarrow e + e + O_2^+$	Graphs	Lowke, 1992
G2	$e + O_2 \rightarrow e + O_2(a^1\Delta_g)$	Graphs	Lowke, 1992
G25	$e + O_2 \rightarrow e + O_2(b^1\Sigma_g^+)$	Table	Masek <i>et al</i> , 1978
G26	$e + NO \rightarrow e + e + NO^+$	Cross Sections	Lindsay <i>et al</i> , 2000.
G3	$e + N_2(v = 0) \rightarrow e + N_2(v = 1)$	Tables Graphs	Aleksandrov <i>et al</i> , 1981 Pavlov, 1998 (A)
G4	$e + N_2(v = 0) \rightarrow e + N_2(v = 2)$	Tables Graphs	Aleksandrov <i>et al</i> , 1981 Pavlov, 1998 (A)
G5	$e + N_2(v = 0) \rightarrow e + N_2(v = 3)$	Tables Graphs	Aleksandrov <i>et al</i> , 1981 Pavlov, 1998 (A)
G6	$e + N_2(v = 0) \rightarrow e + N_2(v = 4)$	Tables Graphs	Aleksandrov <i>et al</i> , 1981 Pavlov, 1998 (A)
G7	$e + O_2(v = 0) \rightarrow e + O_2(v = 1)$	Tables Graphs	Aleksandrov <i>et al</i> , 1981 Pavlov, 1998 (B)
G8	$e + O_2(v = 0) \rightarrow e + O_2(v = 2)$	Tables Graphs	Aleksandrov <i>et al</i> , 1981 Pavlov, 1998 (B)
G9	$e + O_2(v = 0) \rightarrow e + O_2(v = 3)$	Tables Graphs	Aleksandrov <i>et al</i> , 1981 Pavlov, 1998 (B)
G10	$e + O_2(v = 0) \rightarrow e + O_2(v = 4)$	Tables Graphs	Aleksandrov <i>et al</i> , 1981 Pavlov, 1998 (B)
G11	$e + N_2(v = 1) \rightarrow e + N_2(v = 0)$	Tables Graphs	Aleksandrov <i>et al</i> , 1981 Pavlov, 1998 (A)
G12	$e + N_2(v = 1) \rightarrow e + N_2(v = 2)$	Tables Graphs	Aleksandrov <i>et al</i> , 1981 Pavlov, 1998 (A)

G13	$e + N_2(v = 2) \rightarrow e + N_2(v = 0)$	Tables Graphs	Aleksandrov <i>et al</i> , 1981 Pavlov, 1998 (A)
G14	$e + N_2(v = 2) \rightarrow e + N_2(v = 1)$	Tables Graphs	Aleksandrov <i>et al</i> , 1981 Pavlov, 1998 (A)
G15	$e + N_2(v = 1) \rightarrow e + N_2(v = 3)$	Tables Graphs	Aleksandrov <i>et al</i> , 1981 Pavlov, 1998 (A)
G16	$e + N_2(v = 3) \rightarrow e + N_2(v = 0)$	Tables Graphs	Aleksandrov <i>et al</i> , 1981 Pavlov, 1998 (A)
G17	$e + N_2(v = 3) \rightarrow e + N_2(v = 1)$	Tables Graphs	Aleksandrov <i>et al</i> , 1981 Pavlov, 1998 (A)
G18	$e + N_2(v = 1) \rightarrow e + N_2(v = 4)$	Tables Graphs	Aleksandrov <i>et al</i> , 1981 Pavlov, 1998 (A)
G19	$e + N_2(v = 4) \rightarrow e + N_2(v = 0)$	Tables Graphs	Aleksandrov <i>et al</i> , 1981 Pavlov, 1998 (A)
G20	$e + N_2(v = 4) \rightarrow e + N_2(v = 1)$	Tables Graphs	Aleksandrov <i>et al</i> , 1981 Pavlov, 1998 (A)
G21	$e + O_2(v = 1) \rightarrow e + O_2(v = 0)$	Tables Graphs	Aleksandrov <i>et al</i> , 1981 Pavlov, 1998 (B)
G22	$e + O_2(v = 2) \rightarrow e + O_2(v = 0)$	Tables Graphs	Aleksandrov <i>et al</i> , 1981 Pavlov, 1998 (B)
G23	$e + O_2(v = 3) \rightarrow e + O_2(v = 0)$	Tables Graphs	Aleksandrov <i>et al</i> , 1981 Pavlov, 1998 (B)
G24	$e + O_2(v = 4) \rightarrow e + O_2(v = 0)$	Tables Graphs	Aleksandrov <i>et al</i> , 1981 Pavlov, 1998 (B)

## REACTION RATE REFERENCES

- DNA, 1979 Bortner, M. H., and T. Baurer, Defense Nuclear Agency Reaction Rate Handbook, Second Edition, Section 24 Revision No 7, March 1978, NTIS AD-763699, April, 1979.
- TR-H-78-1 Technical Report H-78-1, Compilation of Data Relevant to Nuclear Pumped Lasers, Volume 4, E. W. McDaniel, M. R. Flannery, E. W. Thomas, H. W. Ellis, K. J. McCann, S. T. Manson, J. W. Gallagher, J. R. Rumble, E. C. Beaty, T. G. Roberts, Dec 1978, U. S. Army Missile Research and Development Command.
- JPL, 1997 JPL Publication 97-4, Chemical Kinetics and Photochemical Data for Use in Stratospheric Modeling, Evaluation Number 12, W. B. DeMore, S. P. Sander, C. J. Howard, A. R. Ravishankara, D. M. Golden, C. E. Kolb, R. F. Hampson, M. J. Kurylo, and M. J. Molina, 15 Jan 1997.
- Albritton, D. L., Atomic Data and Nuclear Data Tables, Ion-Neutral Reaction-Rate Constants Measured in Flow Reactors Through 1977, Vol 22, No 1, July, 1978.
- Aleksandrov, N. L., "Electron Detachment from  $O^-$  and  $O_2^-$  Ions in Excited Molecules in an Air Discharge," Sov. Phys. Tech. Phys., Vol 23, No 7, pp 806-808, July, 1978.
- Aleksandrov, N. L., "Breakup of  $O_2^-$  Ions in Collisions with Molecules," High Temperature (Translated from Teplofizika Vysokikh Temperatur), Vol 18, No 5, pp 690-694, Sept-Oct, 1980.
- Aleksandrov, N. L., F. I. Vysikailo, R. Sh. Islamov, I. V. Kochetov, A. P. Napartovich, and V. G. Pevgov, "Electron Distribution Function in 4:1  $N_2$ - $O_2$  Mixture," High Temperature (Translated from Teplofizika Vysokikh Temperatur), Vol 19, No 1, pp 17-21, Jan-Feb, 1981.
- Aleksandrov, N. L., "Three-Body Electron Attachment to  $O_2(a^1\Delta_g)$ ," Chemical Physics Letters, Vol 212, No 3,4, pp 409-412, Sept, 1993.
- Baulch, D. L., R. A. Cox, P. J. Crutzen, R. F. Hampson Jr., J. A. Kerr, J. Troe, and R. T. Watson, "Evaluated Kinetic and Photochemical Data for Atmospheric Chemistry: Supplement I," J. Phys. Chem. Ref. Data, Vol 11, No 2, pp 327-409, 1982.
- Cherlet, M, and F. Lambert, "Production and Destruction of  $He(2^3S)$  Metastables in a High Pressure Helium Afterglow," Tenth International Conference on Phenomena in Ionized Gases 1971, Oxford, England, 13-18 Sept 1971, 1.1.3.1 p 13, 1971.

- Delpech, J. F., "Low Temperature Helium Plasmas," 11th International Conference on Phenomena in Ionized Gases 1973 (editors L. Pekarek and L. Laska), Prague, Czechoslovakia, 10-14 Sept 1973, pp 103-130, 1973.
- Fiquet-Fayard, F., "Angular Distributions for Pure Resonant Scattering of Electrons by Diatomic Molecules in Hund's Cases a and b," J. Phys B: Atom. Molec. Phys., Vol 8, No 17, pp 2880-2897, 1975.
- Goodson, D. W., R. J. Corbin, and L. Frommhold, "Electron Avalanches in Oxygen: Detachment from the Diatomic Ion  $O_2^-$ ," Physical Review A, Vol 9, No 5, pp 2049-2059, May, 1974.
- Lindsay, B. J., M. A. Mangan, H. C. Straub, and R. F. Stebbings, "Absolute Partial Cross Sections for Electron-Impact Ionization of NO and  $NO_2$  from Threshold to 1000 eV," J. Chem. Phys., Vol. 112, No 21, pp. 9404-9410, 1 Jun 2000.
- Mašek, K., L. Láška, and T. Růžička, "Electron Collision Rates in Oxygen Glow Discharge," Czechoslovak Journal of Physics, Vol B28, pp 1321 – 1334, 1978.
- McCorkle, D. L., L. G. Christophorou, and V. E. Anderson, "Low energy ( $\leq 1$  eV) Electron Attachment to Molecules at Very High Gas Densities:  $O_2$ ," J. Phys B: Atom. Molec. Phys., Vol 5, pp 1211-1220, June, 1972.
- Pack, J. L., and A. V. Phelps, "Electron Attachment and Detachment. I. Pure  $O_2$  at Low Energy," J. Chem. Phys., Vol 44, No 5, pp 1870-1883, 1 March 1966.
- Pavlov, A. V., "New Electron Energy Transfer Rates for Vibrational Excitation of  $N_2$ ," Annales Geophysicae, Vol 16, Issue 2, pp 176-182, 1998 (A).
- Pavlov, A. V., "New Electron Energy Transfer and Cooling Rates by Excitation of  $O_2$ ," Annales Geophysicae, Vol 16, Issue 8, pp 1007-1013, 1998 (B).
- Smirnov, S. A., V. V. Rybkin, I. V. Kholodkov, and V. A. Titov, "Simulation of the Processes of Formation and Dissociation of Neutral Particles in Air Plasma: Kinetics of Neutral Components," High Temperature (Translated from Teplofizika Vysokikh Temperatur), Vol 40, No 3, pp 323-330, 2002.