

REPORT DOCUMENTATION PAGE

Form Approved
OMB NO. 0704-0188

Public Reporting burden for this collection of information is estimated to average 1 hour per response, including the time for reviewing instructions, searching existing data sources, gathering and maintaining the data needed, and completing and reviewing the collection of information. Send comment regarding this burden estimate or any other aspect of this collection of information, including suggestions for reducing this burden, to Washington Headquarters Services, Directorate for Information Operations and Reports, 1215 Jefferson Davis Highway, Suite 1204, Arlington, VA 22202-4302, and to the Office of Management and Budget, Paperwork Reduction Project (0704-0188), Washington, DC 20503.

1. AGENCY USE ONLY (Leave Blank)		2. REPORT DATE 7/30/04	3. REPORT TYPE AND DATES COVERED Final Progress (5/01/01- 4/30/04)	
4. TITLE AND SUBTITLE Chemical Emulation of Radiation Pinning Center Geometries in High Temperature Superconductors			5. FUNDING NUMBERS DAAD19-01-10535	
6. AUTHOR(S) Dr. Roy Weinstein				
7. PERFORMING ORGANIZATION NAME(S) AND ADDRESS(ES) University of Houston 632 Science & Research Bldg. I Houston, TX 77204-5005			8. PERFORMING ORGANIZATION REPORT NUMBER	
9. SPONSORING / MONITORING AGENCY NAME(S) AND ADDRESS(ES) U. S. Army Research Office P.O. Box 12211 Research Triangle Park, NC 27709-2211			10. SPONSORING / MONITORING AGENCY REPORT NUMBER 41890.14-MS	
11. SUPPLEMENTARY NOTES The views, opinions and/or findings contained in this report are those of the author(s) and should not be construed as an official Department of the Army position, policy or decision, unless so designated by other documentation.				
12 a. DISTRIBUTION / AVAILABILITY STATEMENT Approved for public release; distribution unlimited.			12 b. DISTRIBUTION CODE	
13. ABSTRACT (Maximum 200 words) Discovery of sub-micron size deposits of (U, Zr, Nd, Ba, O) in Nd123 enabled application of the U/n method to Nd123, resulting in world record J_c . Discovery of an entire class of ~ 200-400 nm size, double perovskite pinning centers, (A,B)REBa ₂ O ₆ , led to ~ 20 new chemical "point" pinning centers, and enabled replacement of successful but expensive and radioactive (U _{0.6} Pt _{0.4})REBa ₂ O ₆ pinning centers with inexpensive, non-radioactive (W _{0.5} Zr _{0.5})REBa ₂ O ₆ . Additional studies proved that the parent compound used for additives strongly effect the critical parameter of pinning center size. Theoretical studies of the cause of decreasing J_c , when large ion fluences are used to induce pinning, led to postulating a new class of pinning centers based on multiple-in-line-damage (MILD). Achievement of self-assembling chemical columnar structures in YBCO proved the feasibility of our ultimate goal of producing such chemical pinning centers in small enough diameter to play the role of ideal pinning centers.				
14. SUBJECT TERMS Pinning centers in HTS; U/n method in Nd123; Chemical columnar pinning centers; Chemical "point" pinning centers; Multiple-In-Line-Damage as pinning centers.			15. NUMBER OF PAGES 10	
			16. PRICE CODE	
17. SECURITY CLASSIFICATION OR REPORT UNCLASSIFIED	18. SECURITY CLASSIFICATION ON THIS PAGE UNCLASSIFIED	19. SECURITY CLASSIFICATION OF ABSTRACT UNCLASSIFIED	20. LIMITATION OF ABSTRACT UL	

NSN 7540-01-280-5500

Standard Form 298 (Rev.2-89)
Prescribed by ANSI Std. Z39-18
298-102

BEST AVAILABLE COPY

20040810 064

(Items 1.-3. are optional, and are not included in this report.)

(4) Statement of problem studied

Application of high temperature superconductivity (HTS) to motors, power transfer, magnets, levitated transportation, etc., etc., is a great energy saving field of study. In some cases, such as levitation, it enables new classes of applications. Known applications of HTS all require high currents and current densities, J_c . All successful applications to date of HTS utilize type II conditions, in which magnetic field penetrates the HTS.

When field penetrates a type II superconductor, within the superconductor the field exists in the form of quantized flux. Each quantum carries a flux of $\varphi_0 \sim 2 \times 10^{-7}$ Gauss cm^2 . When current flows a Lorentz force is generated, and this force moves the fluxoids. Their motion generates an electric field opposing J_c . This reduces J_c .

As a result, in order to obtain the high J_c needed for applications, the fluxoids must be "pinned" in place. This is done by creating small regions of non-superconducting material within the HTS. These are called "pinning centers." Pinning centers work by creating an attractive potential to bind the fluxoids.

The work reported here describes our studies to produce more and more effective pinning centers. The newly discovered ways to produce pinning centers, described in section 5, have resulted in increases in J_c by factors of 2 to 30.

(5) Summary of the most important results

a.) MILD Pinning Centers

We reported last year the completion of theoretical work with a surprising conclusion [1-4]. Conventional wisdom, in HTS work, is that the best pinning center is damage having the geometry of a continuous column. Continuous columnar pinning centers (CCPCs) can contain the entire length of a magnetic fluxoid and, as a result, provide the maximum possible pinning potential, U_{pin} . It has been broadly assumed that this resulted in the highest J_c and highest operating field.

Our work indicated that these conclusions did not allow for the severe damage which such pinning centers inflict upon HTS microstructure.

Our quantitative models, which included the damage microstructure as part of the problem, indicated that better results would be obtained using multiple-in-line-damage (MILD). MILD pinning centers would result in less overall damage. The lower damage increases the area available for percolation, and hence increases J_c . It also decreases the overlap of adjacent damage, and thereby increases the number of pinning centers and hence the maximum pinnable field. We proposed an experiment which can test this model and would, if successful, provide a practical method to produce a markedly superior HTS material. The experiment was designed and constructed in Spring 2003. The experiment was run in August 2003, and is being analyzed.

b.) Self-Assembling Nano-sized Pinning Centers

The best known methods for investigating the optimum size, continuity, density and splay of pinning centers are via experiments utilizing radiation. A successful example of such study is reported in sec. (i), below.

Ideally, once the optimum pinning center geometry is known, one would find a way to produce a non-superconducting chemical deposit with the desired geometry.

The ideal pinning center is not yet completely defined, but it will be close to this: a columnar shape, perhaps 10 to 50 μm long, 4 nm in diameter, splayed uniformly over an angle of $\sim 20^\circ$.

Two approaches to such ideal chemical pinning come to mind. The first is to produce the needed columns outside HTS, and introduce these to the powders from which HTS is produced. This has been tried by others, for example, using carbon nano-tubes. This approach has to date been unsuccessful. The HTS chemical environment and processing temperatures destroy the pre-formed columns.

The second approach is to find a chemical process to produce self-assembling columns of nano-sized diameter within the HTS.

We have had initial success with such self-assembling chemical nanostructures. [Not yet published.]

Fig. 1 shows SEM studies of YBCO doped with nano-sized TiO_2 and Pt. A study of various doping levels revealed a region in which self-assembling columnar deposits resulted. These columns are typically 2-10 μm in length, and 400 nm to 1 μm in diameter. A clear increase in J_c is observed in the doping region in which these columns are formed.

To the best of our knowledge, this represents the first successful attempt to produce self-assembling columnar pinning centers within the HTS environment.

While these columns represent a significant step forward, they do not complete the job. Ti enters the YBCO matrix, and lowers T_c . Consequently this particular solution is not optimum.

We will seek other self-assembling nano-diameter chemical centers which do not decrease T_c . Until these are found, the result reported here serves as proof that self-assembling chemical nano-structures, for use as pinning centers, are an attainable goal.

c.) Two foreign-elements (chemical pinning centers)

We have discovered a new class of chemical pinning centers which pin better than any prior chemical deposits [5]. The general form of these centers is

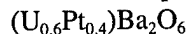


where RE is a rare earth type such as Sm, Nd or Y, A is a member of the group U, W, Mo or others, and B is a member of the group Pt, Zr, or others, $x+y=1$ and $|x-y| \leq 0.1$. These deposits are stable double perovskites of uniform size (300 ± 100 nm) and spherical shape.


Since at least 18 new compounds are predicted (more likely well over 20) it is impossible for a group our size to investigate all of them. We have therefore (a.) published these results for others to work on [5], (b.) formed collaborations to work on some of the resulting areas of interest and (c.) pursued what we consider to be the most promising resulting lines of research.

i.) Improvement of Y123

J_c in Y123 is tripled by pinning centers of composition



Such pinning raises two objections: (1.) fear of U (not rational, but real) and (2.) cost of Pt. We have therefore studied two substitutions in Y123 + U + Pt:



We have learned, so far, to double J_c using W [6].

ii.) There is emerging data from Chinese groups, Japanese groups, and our own work that major gains in J_c can be obtained by reducing the size of pinning centers to ~ 100 nm. The

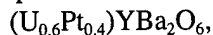
improvement is not directly due to the small size. Rather, decreasing size permits an increase in the number of pinning centers for a given mass of the dopants. A limited weight % of non-stoichiometric chemicals can be added. For example, reducing deposit diameter by a factor of 2 permits an increase in the number of pinning centers by 8.

We are studying methods to decrease size of pinning center deposits. In one line of these studies, $(U_{.5}Pt_{.5})SmBa_2O_6$ in Sm123, we are using the following approaches:

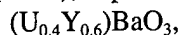
- a.) A reduced melt time for the HTS texturing.
- b.) A mechanical "crusher" to reduce the dopant chemical size to < 100 nm.
- c.) Substitution of "soft" compounds containing the dopant for hard compounds.

Thus melt time has been studied in the range 1 min. – 4 hours, and resultant size effects observed. Compounds of varying hardness, UO_2 , UO_3 and $UO_4 \cdot 2H_2O$ have been used to introduce U (here soft compounds are seen to improve J_c by a factor of two) [7]. In addition, a "crusher" is being studied with aim to reduce the caliber of dopants. The problem of removing the impurities added by the crusher balls is being attacked.

- d.) A physics "puzzle" has developed. In $Y123 + U + Pt$, the pinning deposits formed are



a double perovskite. If only U is added (no Pt), deposits form of



a single perovskite. Both types of deposits are stable, essentially spherical, and ~ 300 nm in size. Nevertheless, the double perovskites pin very well, while the single perovskite shows no pinning effect. The two deposits are expected to pin equally unless the single perovskite is superconducting or magnetically anomalous.

This anomaly is being pursued by additional measurements, but initial results are now being published [8].

e.) Nd123. One of our goals for the present grant was to improve J_c , in the Nd123 superconductor, by the method of introducing ^{235}U and then irradiating with thermal neutrons to fission the U. In earlier works we had shown that the U must be introduced in small deposits ($< 1 \mu m$), closely spaced ($< 5.4 \mu m$).

Work, in collaboration with G. Krabbes, IFW, Dresden Germany, and M. Murakami, ISTE, Japan had failed to achieve small deposits, despite three separate attempts to solve the chemistry by adding (i) U,Pt; (ii) (U,Pt)YBa₂O₆; and (iii) (U,Pt)NdBa₂O₆.

In a "return to basics," we introduced U, *alone*, to Nd123. We observed formation of small deposits. These were found to contain Zr. But no Zr had been added. However, the samples had been supported on rods of yttria-stabilized zirconium, and clearly the Zr had migrated from the rods. Guided by this accidental observation, we introduced controlled amounts of Zr, using ZrO₂. We soon obtained profuse small deposits, ~ 400 nm, in the chemical form of a double perovskite, $(U_{0.5}Zr_{0.5})NdBa_2O_6$ [9].

We found that the large deposits of Nd₄Ba₂Cu₂O₁₀ (Nd422), usually found in Nd123 (see Fig. 2a), were diminished in size to $\sim 1 \mu m$, as seen in Fig. 2b, due to the presence of the Zr. Also, the addition of U and Zr together resulted in the 400 nm deposits of the $(U_{0.5}Zr_{0.5})NdBa_2O_6$. (See Fig. 2c.)

Upon neutron irradiation, to fission the U, J_c was found to be increased by over an order of magnitude. This resulted in a *new world record* J_c in Nd123: $J_c = 274 \text{ kA/cm}^2$.

This is just 2% short of a new record for any textured high T_c superconductor. Since the samples used were hurriedly made, we believe we will be able to improve J_c , and eclipse the record J_c for any form of HTS.

J_c was measured via trapped field. Fig. 2d shows the striking rise in trapped field. Trapped field is proportional to J_c , and it is seen that trapped field, and hence J_c , is increased by a factor of 6.2 at optimum irradiation fluence. However, J_c is usually quoted at constant field. The

correction factor for the increased field is 1.8. Thus the total increase in J_c , due to irradiation, is a factor of $6.2 \times 1.8 = 11.2$.

In addition, both the refined Nd422 and the (U,Zr) deposits act as pinning centers. We estimate the increase in J_c due to this chemical pinning by referring to prior work we did on Y123, and find it to be 2.6. Thus the total increase in J_c by this "U/n" process is $11.2 \times 2.6 = 29$.

The specific radioactivity of the resulting superconductor was found to be 100 nanocuries/gram.

(6) Listing of all publications under this grant:

(a) Papers published in peer-reviewed journals

- R. Weinstein, R.-P. Sawh, J. Liu, D. Parks, Y. Ren, V. Obot, and C. Foster, "Threshold for creation of ionization pinning centers in YBCO by heavy ions," *Advances in Superconductivity XIII*, eds. K. Kitazawa and Y. Shiohara, and *Physica C* **357-360** (2001) 743-746.
- Susanne Tönies, Harald W. Weber, Yuan C. Guo, Shi X. Dou, Ravi Sawh, Roy Weinstein, "Improved in-field behavior of uranium doped BiSCCO tapes by enhanced flux pinning," *IEEE Transactions on Applied Superconductivity*, Vol. 11 (March 2001), 3904-3907.
- Damian G. Marinaro, Shi X. Dou, Josip Horvat, John Boldeman, Roy Weinstein and Ravi Sawh, "Effect of Uranium Doping and Thermal Neutron Irradiation on the Flux-Pinning of Silver-Clad Bi-Sr-Ca-Cu-O Tapes," *IEEE Transactions on Applied Superconductivity*, Vol. 11 (March 2001), 3896-3899.
- E. Babic, I. Kusevic, D. Marinaro, S.X. Dou, J. Boldeman, R. Weinstein, "Vortex pinning by fission tracks in ^{235}U -doped Ag/Bi2223 tapes," *Solid State Communications* **118** (2001) 607-610.
- S. Tönies, H.W. Weber, Y.C. Guo, S.X. Dou, R. Sawh and R. Weinstein, "On the current transport limitation in Bi-based high temperature superconducting tapes," *Appl Phys Lett*, Vol. 78, No. 24 (June 2001) 3851-3853.
- Roy Weinstein, Ravi-Persad Sawh, Drew Parks, Masato Murakami, Tadashi Mochida, Noriko Chikumoto, Gernot Krabbes and Wolfgang Bieger, "Very High Values of J_c Obtained in $\text{NdBa}_2\text{Cu}_3\text{O}_x$ by Use of the U/n Process," *Physica C*, Vol. 383/3 (Nov 2002) pp. 214-222.
- R.-P. Sawh, R. Weinstein, D. Parks, A. Gandini, Y. Ren, and I. Rusakova, "Tungsten and Molybdenum Double Perovskites as Pinning Centers in Melt-Textured Y123," *Physica C*, Vol. 383/4 (Jan 2003) pp. 411-416.
- R. Weinstein, and R.-P. Sawh, "A Class of Chemical Pinning Centers Including Two Elements Foreign to HTS," *Physica C*, Vol. 383/4 (Jan 2003) pp. 438-444.
- Ravi-Persad Sawh, Roy Weinstein, Drew Parks, Noriko Chikumoto, and Masato Murakami, "U-Pt-Sm-Ba-O Chemical Pinning Centers in Ag-Doped Sm123 Textured in Reduced Oxygen," *IEEE Transactions on Applied Superconductivity*, Vol. 13, No. 2 (June 2003) 3151-3154.
- Alberto Gandini, Roy Weinstein, Drew Parks, Ravi P. Sawh, and Shi Xue Dou, "On the Limiting Mechanism of Irradiation Enhancement of J_c ," *IEEE Transactions on Applied Superconductivity*, Vol. 13, No. 2 (June 2003) 2934-2936.
- Alberto Gandini, Roy Weinstein, Drew Parks, Ravi P. Sawh, and Shi Xue Dou, "A Non-destructive, Non-contact, Quality Test of Critical Current for Ag-BiSCCO Tape," *IEEE Transactions on Applied Superconductivity*, Vol. 13, No. 2 (June 2003) 3332-3334.
- Roy Weinstein, Alberto Gandini, Ravi-Persad Sawh, Drew Parks, Bill Mayes, "Improved pinning regime by energetic ions using reduction of pinning potential," *Physica C*, Vol. 387/3-4, (2003) 391-405.

- D. G. Marinaro, J. Horvat, S. X. Dou, I. Kusevic, E. Babic, R. Weinstein and A. Gandini, "Effect of fission tracks on flux pinning and the resistive transition in neutron irradiated uranium-doped Ag/Bi2223 tapes." *Supercond. Sci. Technol.* **15** (2002) 1596-1599.
- Gascoyne, P.R.C., Vykoukal, J., Weinstein, R., Gandini, A., Parks, D., and Sawh, R. "Magnetophoretic-Dielectrophoretic Field-Flow Fractionation," in *Micro Total Analysis Systems 2002: Vol I*, Y. Baba et al. (eds) (Kluwer Academic Publishers, The Netherlands, 2002), 323-325.
- Roy Weinstein, Alberto Gandini, Ravi-Persad Sawh, and Drew Parks, "Improved pinning center morphology in HTS, with order-of-magnitude increase in J_c and B_{pin} compared to columnar pinning," *Tsinghua Journal of Science & Technology special issue: Advances in High Tc Superconductors*, Vol 8, Number 3, (June 2003) pp 266-279.
- R Weinstein and R-P Sawh, "Comment on 'Processing and microstructure of single grain uranium-doped Y-Ba-Cu-O superconductor'," *Supercond. Sci. Technol* **15** (2002) 1474-1475.
- Alberto Gandini and Roy Weinstein, "Damage effect in HTS irradiated by U fission fragments," *Ceramic Transaction*, Vol. 149 (2004) pp 135-143.

(b) Papers published in non-peer reviewed journals or in conference proceedings

13th International Symposium on Superconductivity, Tokyo, Japan, October 15, 2000

- R. Weinstein, R.-P. Sawh, J. Liu, D. Parks, Y. Ren, V. Obot, and C. Foster, "Threshold for creation of ionization pinning centers in YBCO by heavy ions," *Advances in Superconductivity XIII*, eds. K. Kitazawa and Y. Shiohara, and *Physica C* **357-360** (2001) 743-746.

Applied Superconductivity Conf. 2000, Virginia Beach, Sept 17-22, 2000

- Susanne Tönies, Harald W. Weber, Yuan C. Guo, Shi X. Dou, Ravi Sawh, Roy Weinstein, "Improved in-field behavior of uranium doped BiSCCO tapes by enhanced flux pinning," *IEEE Transactions on Applied Superconductivity*, Vol. 11 (March 2001), 3904-3907.

Applied Superconductivity Conf. 2000, Virginia Beach, VA, Sept 17-22, 2000

- Damian G. Marinaro, Shi X. Dou, Josip Horvat, John Boldeman, Roy Weinstein and Ravi Sawh, "Effect of Uranium Doping and Thermal Neutron Irradiation on the Flux-Pinning of Silver-Clad Bi-Sr-Ca-Cu-O Tapes," *IEEE Transactions on Applied Superconductivity*, Vol. 11 (March 2001), 3896-3899.

104th Annual Meeting of American Ceramics Society, St. Louis, MO, April 28-May 1, 2002.

- R. Weinstein and A. Gandini, Invited Paper. "High J_c and Pinned field via MILD Pinning Centers," Annual Meeting of American Ceramics Society, St. Louis, April 30, 2002. Abstract only.

Applied Superconductivity Conf. 2002, Houston, TX, August 4-9, 2002.

- Ravi-Persad Sawh, Roy Weinstein, Drew Parks, Noriko Chikumoto, and Masato Murakami, "U-Pt-Sm-Ba-O Chemical Pinning Centers in Ag-Doped Sm123 Textured in Reduced Oxygen," *IEEE Transactions on Applied Superconductivity*, Vol. 13, No. 2 (June 2003) 3151-3154.

Applied Superconductivity Conf. 2002, Houston, TX, August 4-9, 2002.

Alberto Gandini, Roy Weinstein, Drew Parks, Ravi P. Sawh, and Shi Xue Dou, "On the Limiting Mechanism of Irradiation Enhancement of I_c ," IEEE Transactions on Applied Superconductivity, Vol. 13, No. 2 (June 2003) 2934-2936.

Applied Superconductivity Conf. 2002, Houston, TX, August 4-9, 2002.

Alberto Gandini, Roy Weinstein, Drew Parks, Ravi P. Sawh, and Shi Xue Dou, "A Non-destructive, Non-contact, Quality Test of Critical Current for Ag-BiSCCO Tape," IEEE Transactions on Applied Superconductivity, Vol. 13, No. 2 (June 2003) 3332-3334.

Applied Superconductivity Conf. 2002, Houston, TX, August 4-9, 2002. — Invited Paper

R. Weinstein, R.P. Sawh, D. Parks, M. Murakami, T. Mochida, N. Chikumoto, G. Krabbes and W. Bieger, "Very High J_c in Nd123 via Fission Damage, and Multi Level Pinning Centers,"

American Physical Society 2003 March Annual Meeting, Austin, TX (March 3-7, 2003)

Ravi-Persad Sawh, Victor Obot, Roy Weinstein, Drew Parks, and Alberto Gandini, "The Puzzle of Two Different Uranium-Rich Deposits in Textured Y-Ba-Cu-O: One Acts as Pinning Centers and the Other Does Not," Bulletin of the American Physical Society, Vol 48, Part II, (2003) p. 1381.

American Physical Society 2003 March Annual Meeting, Austin, TX (March 3-7, 2003)

Alberto Gandini, Roy Weinstein, Drew Parks, Ravi Sawh, "The Effects of Damage on the Transport Current in Ag/Bi-2223 Tape." Bulletin of the American Physical Society, Vol 48, Part II, (2003) p. 1362.

American Physical Society 2003 March Annual Meeting, Austin, TX (March 3-7, 2003)

Roy Weinstein, Alberto Gandini, Ravi-Persad Sawh, and Drew Parks, "Did you say, 'Increase J_c by decreasing the pinning potential?'" Bulletin of the American Physical Society, Vol 48, Part II, (2003) p 1244.

Oral presentation at PASREG 2003 (Jena, Germany) June 30, July 2, 2003:

Ravi-Persad Sawh, Roy Weinstein, Drew Parks, and Alberto Gandini, "The Effect of Different Uranium Compounds on the Properties of U-Pt-Y-Ba-O Double Perovskite Pinning Centers in Textured Y-Ba-CU-O Superconductor," Supercond. Sci. Technol., in press.

Invited talk to PASREG 2003 (Jena, Germany) June 30, July 2, 2003:

Roy Weinstein, Ravi-Persad Sawh, Alberto Gandini, and Drew Parks, "Improved Pinning by Multiple-In-Line-Damage," Supercond. Sci. Technol., in press.

(c.) Papers presented at meetings, but not published in conference proceedings

Poster presentation at PASREG 2003 (Jena, Germany) June 30, July 2, 2003. Not submitted for publication. Alberto Gandini, Roy Weinstein, Drew Parks, Ravi-Persad Sawh, "A Study on the Self-Field Critical Current vs. the In-Field Critical Current in Ag/Bi2223 Tape by Irradiation Technique."

(d.) Manuscripts submitted, but not published

Ravi-Persad Sawh, Roy Weinstein, Drew Parks, and Alberto Gandini, "The Effect of Different Uranium Compounds on the Properties of U-Pt-Y-Ba-O Double Perovskite Pinning Centers in Textured Y-Ba-CU-O Superconductor," oral presentation at PASREG 2003 (Jena, Germany) June 30, July 2, 2003; Supercond. Sci. Technol., in press.

Roy Weinstein, Ravi-Persad Sawh, Alberto Gandini, and Drew Parks, "Improved Pinning by Multiple-In-Line-Damage," Invited talk to PASREG 2003 (Jena, Germany) June 30, July 2, 2003; Supercond. Sci. Technol., in press.

(e.) Technical reports submitted to ARO

None.

(7) List of all participating scientific personnel showing any advanced degrees earned by them while employed on the project.

Faculty: Dr. Roy Weinstein

Staff: Mr. Drew Parks
Mr. Ravi-Persad Sawh

Post-Doc: Dr. Alberto Gandini (earned Ph.D. August 2001)

Grad Students: Goro Osabe (Ph.D. expected May 2005)
Jiafu Tang (Ph.D. expected May 2005)
Alfred Michael

Undergrad Students*: Jose Acosta, Jeffery Diamond, Joe Longoria, Rosalie Lucio, Adenike Olanrewaju*, Tiffani Robertson, Clinton Seibert, Harley Skorpenske, Sara Skrobarczyk, Andrew Windham, Moises Anchondo, William Chan, Huong Phan, Erick Westfall, Marco Topete.

*All of the above students are at University of Houston, except for Adenike Olanrewaju who is a student at Texas Southern University, an Historically Black University, and is part of a 10-year outreach program run by our UH group and TSU.

(8) Report of inventions (by title only)

(a.) MILD Pinning Centers

(b.) Production Test for Ag-BiSCCO tape

(c.) Pinning centers with 2 foreign elements

(9) Bibliography

- [1] Roy Weinstein, Alberto Gandini, Ravi-Persad Sawh, Drew Parks, Bill Mayes, "Improved pinning regime by energetic ions using reduction of pinning potential," *Physica C*, Vol. 387/3-4, (2003) 391-405.
- [2] Roy Weinstein, Alberto Gandini, Ravi-Persad Sawh, and Drew Parks, "Improved pinning center morphology in HTS, with order-of-magnitude increase in J_c and B_{pin} compared to columnar pinning," *Tsinghua Journal of Science & Technology* special issue: Advances in High Tc Superconductors," Vol 8, Number 3, (June 2003) pp 266-279.
- [3] Alberto Gandini, Roy Weinstein, Drew Parks, Ravi P. Sawh, and Shi Xue Dou, "On the Limiting Mechanism of Irradiation Enhancement of I_c ," *IEEE Transactions on Applied Superconductivity*, Vol. 13, No. 2 (June 2003) 2934-2936.
- [4] Alberto Gandini and Roy Weinstein, "Damage effect in HTS irradiated by U fission fragments," *Ceramic Transaction*, Vol. 149 (2004) pp 135-143.
- [5] R. Weinstein, and R.-P. Sawh, "A Class of Chemical Pinning Centers Including Two Elements Foreign to HTS," *Physica C*, Vol. 383/4 (Jan 2003) pp. 438-444.
- [6] R.-P. Sawh, R. Weinstein, D. Parks, A. Gandini, Y. Ren, and I. Rusakova, "Tungsten and Molybdenum Double Perovskites as Pinning Centers in Melt-Textured Y123," *Physica C*, Vol. 383/4 (Jan 2003) pp. 411-416.
- [7] Oral presentation at PASREG 2003 (Jena, Germany) June 30, July 2, 2003:
Ravi-Persad Sawh, Roy Weinstein, Drew Parks, and Alberto Gandini, "The Effect of Different Uranium Compounds on the Properties of U-Pt-Y-Ba-O Double Perovskite Pinning Centers in Textured Y-Ba-Cu-O Superconductor," *Supercond. Sci. Technol.*, **in press**.
- [8] American Physical Society 2003 March Annual Meeting, Austin, TX (March 3-7, 2003)
Ravi-Persad Sawh, Victor Obot, Roy Weinstein, Drew Parks, and Alberto Gandini, "The Puzzle of Two Different Uranium-Rich Deposits in Textured Y-Ba-Cu-O: One Acts as Pinning Centers and the Other Does Not," *Bulletin of the American Physical Society*, Vol 48, Part II, (2003) p. 1381
- [9] Roy Weinstein, Ravi-Persad Sawh, Drew Parks, Masato Murakami, Tadashi Mochida, Noriko Chikumoto, Gernot Krabbes and Wolfgang Bieger, "Very High Values of J_c Obtained in $NdBa_2Cu_3O_x$ by Use of the U/n Process," *Physica C*, Vol. 383/3 (Nov 2002) pp. 214-222.

(10) Appendixes


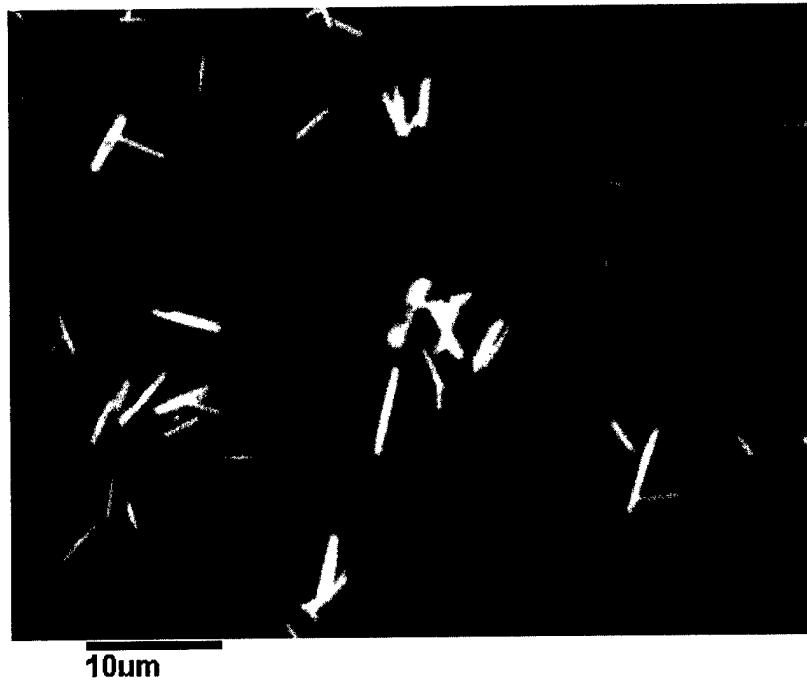


Fig. 1. SEM study of melt-textured Y123 doped with nano-sized TiO_2 and Pt. The visible columns are self-assembled nano-diameter columnar pinning centers, formed within the HTS chemical environment.

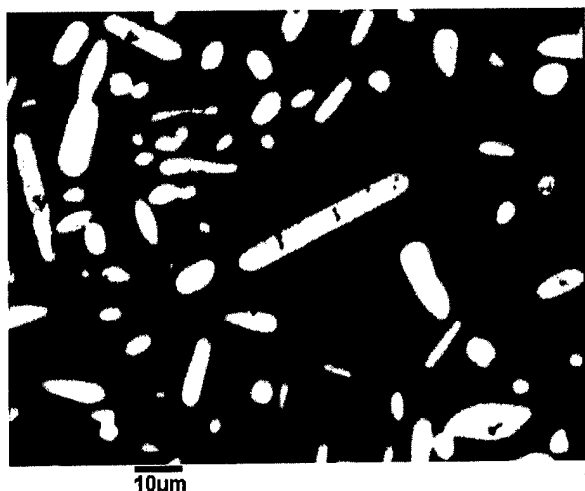


Fig. 2a

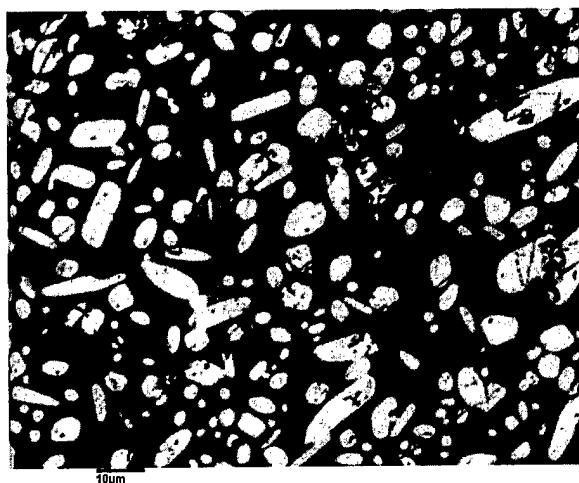


Fig. 2b

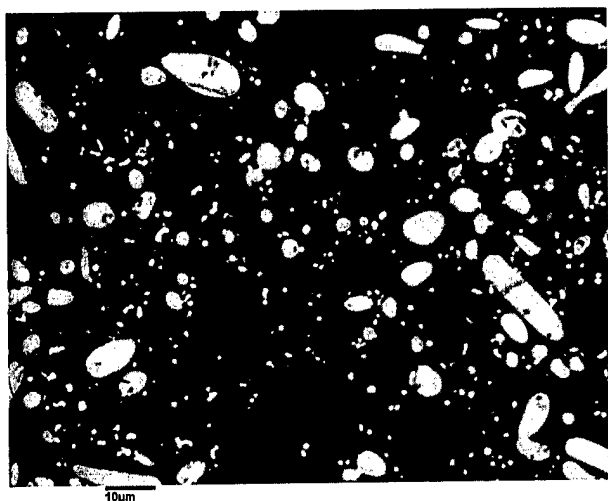


Fig. 2c

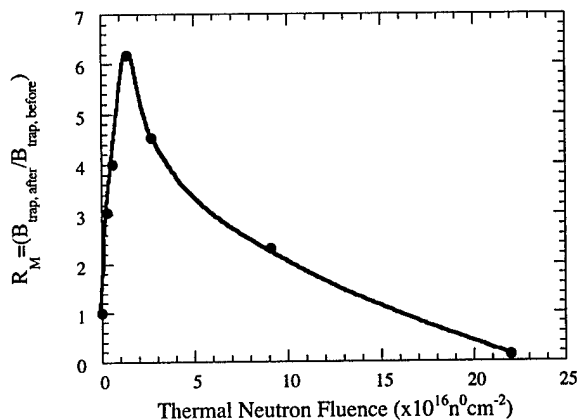


Fig. 2d.

Fig. 2a. SEM study shows ordinary Nd123 including large (light) areas of Nd422.

Fig. 2b. After Zr is added, Nd422 is refined and increases J_c .

Fig. 2c. After U is added to [Zr+Nd123] very small deposits of $(U_{0.5}Zr_{0.5})NdBa_2O_6$ form, and increase J_c further.

Fig. 2d. After irradiation by thermal neutrons, trapped field is increased further. Quasi-columnar pinning centers increase J_c to record 274 kA/cm^2 .