

AD _____

Award Number: DAMD17-03-1-0116

TITLE: Synthesis of Estrogen Receptor Beta Selective
17-Substituted Estradiols for the Treatment of Prostate
Cancer

PRINCIPAL INVESTIGATOR: Pakamas Tongcharoensirikul, Ph.D.

CONTRACTING ORGANIZATION: Northeastern University
Boston, Massachusetts 02115-5000

REPORT DATE: February 2004

TYPE OF REPORT: Annual Summary

PREPARED FOR: U.S. Army Medical Research and Materiel Command
Fort Detrick, Maryland 21702-5012

DISTRIBUTION STATEMENT: Approved for Public Release;
Distribution Unlimited

The views, opinions and/or findings contained in this report are those of the author(s) and should not be construed as an official Department of the Army position, policy or decision unless so designated by other documentation.

20041118 107

REPORT DOCUMENTATION PAGEForm Approved
OMB No. 074-0188

Public reporting burden for this collection of information is estimated to average 1 hour per response, including the time for reviewing instructions, searching existing data sources, gathering and maintaining the data needed, and completing and reviewing this collection of information. Send comments regarding this burden estimate or any other aspect of this collection of information, including suggestions for reducing this burden to Washington Headquarters Services, Directorate for Information Operations and Reports, 1215 Jefferson Davis Highway, Suite 1204, Arlington, VA 22202-4302, and to the Office of Management and Budget, Paperwork Reduction Project (0704-0188), Washington, DC 20503

1. AGENCY USE ONLY (Leave blank)		2. REPORT DATE February 2004	3. REPORT TYPE AND DATES COVERED Annual Summary (1 Feb 2003 - 31 Jan 2004)	
4. TITLE AND SUBTITLE Synthesis of Estrogen Receptor Beta Selective 17-Substituted Estradiols for the Treatment of Prostate Cancer			5. FUNDING NUMBERS DAMD17-03-1-0116	
6. AUTHOR(S) Pakamas Tongcharoensirikul, Ph.D.				
7. PERFORMING ORGANIZATION NAME(S) AND ADDRESS(ES) Northeastern University Boston, Massachusetts 02115-5000 <i>E-Mail:</i> PTONGCHA@LYNX.NEU.EDU			8. PERFORMING ORGANIZATION REPORT NUMBER	
9. SPONSORING / MONITORING AGENCY NAME(S) AND ADDRESS(ES) U.S. Army Medical Research and Materiel Command Fort Detrick, Maryland 21702-5012			10. SPONSORING / MONITORING AGENCY REPORT NUMBER	
11. SUPPLEMENTARY NOTES Original contains color plates: All DTIC reproductions will be in black and white.				
12a. DISTRIBUTION / AVAILABILITY STATEMENT Approved for Public Release; Distribution Unlimited			12b. DISTRIBUTION CODE	
13. ABSTRACT (Maximum 200 Words) Recent evidence of the presence of ER α and ER β messages in prostatic tissues has appeared recently. Evidence suggested that Estrogen Receptor beta (ER β) is down regulated during the precancerous prostate intraepithelium neoplasia (PIN) and reappear during the metastatic PC α . The applicant has proposed to synthesized novel selective ER β agonist based on the lead structure 17 β Estradiol, the Estrogen Receptor endogeneous ligand. The applicant ahs successfully synthesized the first generation of compounds with various aromatic moieties next to the 17 α -vinyl of estradiol. 1H NMR studies show promising results that different aromatic moieties have different electronics influence on the vinyl proton signals which could suggest the selectivity toward ER α or ER β . These results will be confirmed by biological assay which is in progress.				
14. SUBJECT TERMS Drug development strategy, 17alpha-substituted estradiols, prostate cancer, molecular docking			15. NUMBER OF PAGES 7	
			16. PRICE CODE	
17. SECURITY CLASSIFICATION OF REPORT Unclassified	18. SECURITY CLASSIFICATION OF THIS PAGE Unclassified	19. SECURITY CLASSIFICATION OF ABSTRACT Unclassified	20. LIMITATION OF ABSTRACT Unlimited	

Table of Contents

Cover.....1

SF 298.....2

Table of Contents.....3

Introduction.....4

Body.....4

Key Research Accomplishments.....6

Reportable Outcomes.....6

Conclusions.....7

References.....7

Appendices.....

Introduction

Prostate cancer is the most common form of cancer, other than skin cancer, among men in the United States. Prostate cancer often has no symptoms, however, if prostate cancer is found early, it can often be cured. A model of prostatic carcinogenesis has been proposed based on the morphologic continuum of prostatic intraepithelial neoplasia (PIN) and the multi-step theory of carcinogenesis progressing from normal prostatic epithelium through increasing grades of PIN to early invasive prostate carcinoma (PCa) (Figure 1). (<http://www.bostwicklaboratories.com/edresour/pin/article.htm>)

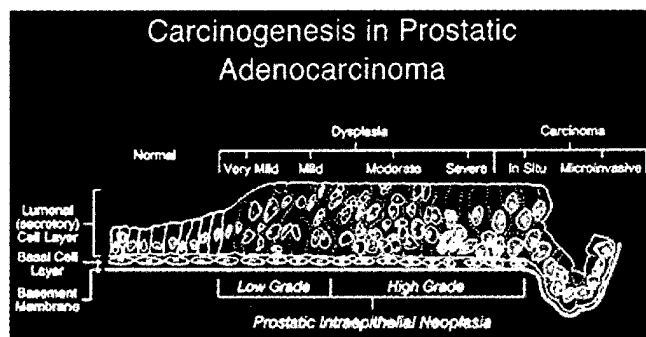


Figure 1

Prostate cancer development is initially steroid hormone dependent. While most studies have focused on the androgen receptor, recent evidence suggests that Estrogen Receptor beta ($ER\beta$) is down regulated during the precancerous prostate intraepithelium neoplasia and reappears again during the metastatic prostate cancer. (Tsurusaki, T., 2003; Fixemer, T., 2003; Sasaki, M., 2002). Based upon these observations we hypothesized that selective $ER\beta$ agonist may play a role in the therapy of prostate cancer.

We have synthesized novel $ER\beta$ agonists based on the lead structure 17β estradiol, the endogenous ligand for both $ER\alpha$ and $ER\beta$. The modification of the lead structure is based on the biological data and molecular docking studies. The biological data suggested that 17α -phenylvinyl estradiols were active against the prostate cancer DU-145 cell line. Molecular docking demonstrates that estradiol moiety fits in the pocket of ligand binding site while the phenyl moiety is adjacent to isoleucine 373 in $ER\beta$ or methionine 421 in $ER\alpha$. Therefore, the selectivity toward $ER\beta$ could be modified by varying the aromatic moieties next to the 17α vinyl.

Body

This research project contains 4 specific aims. **The specific aim 1** is to synthesize the first generation of lead compound 17β estradiol (8 compounds) with series of aromatic moiety next to the 17α -vinyl group (phenyl; 1-, and 2-naphthalene; 2-, 3-, and 4-pyridine; 2-, and 3-thiophene). **The specific aim 2** is to submit the 8 compounds in the first generation to Professor Ho's laboratory in order to determine the selectivity toward $ER\beta$ or $ER\alpha$ and the inhibition of cell growth. The results from these experiments will guide for the second generation. (month 6-12). **The specific aim 3** is to select the compounds that give the highest selectivity to $ER\beta$ and introduce substituents onto the aromatic moiety at one or more positions (at least 15 new compounds will be synthesized). The substituents that will be introduced are hydrophobic side chain (methyl, ethyl, isopropyl), electron rich substituents (-OH, -OMe, -OEt), and electron deficient substituents (CF_3 , amide linkage) (month 9-24). **The specific aim 4** is to submit new compounds prepared in the specific aim 3 to Professor Ho's laboratory for biological evaluation. At this point, the applicant will be able to generate sufficient data on the series of compounds to make a rational selection of potent and selective candidate for prostate cancer therapy (month 12-24).

The applicant has synthesized compounds in specific aim1 and the results has been presented in the National Meeting of the American Chemical Society, March 2004. The synthetic scheme is shown in Figure 2

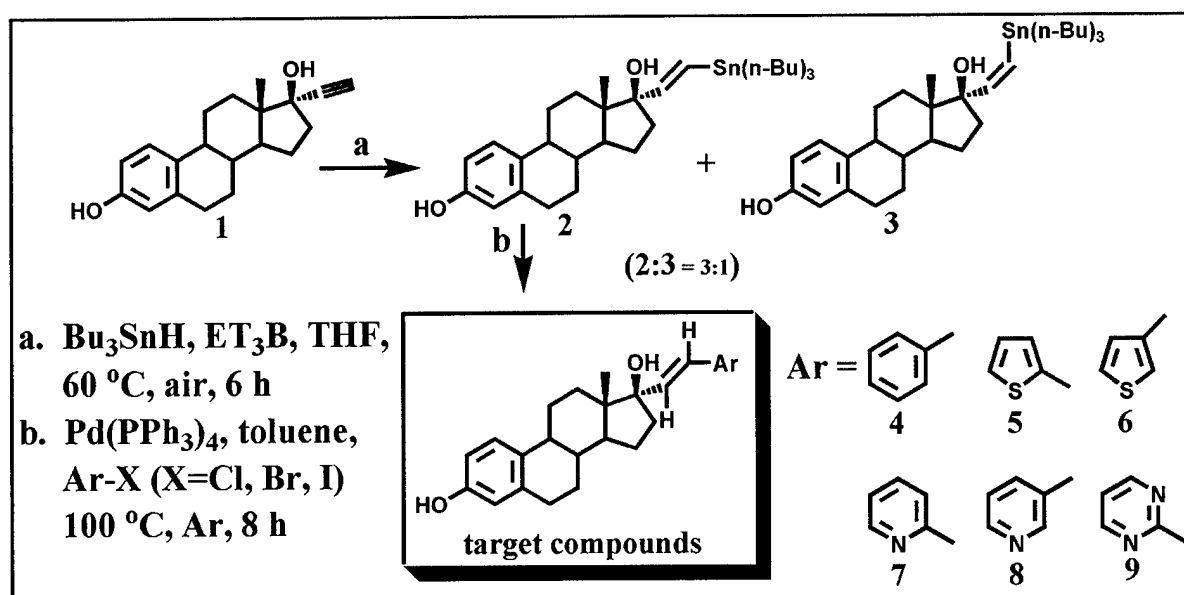
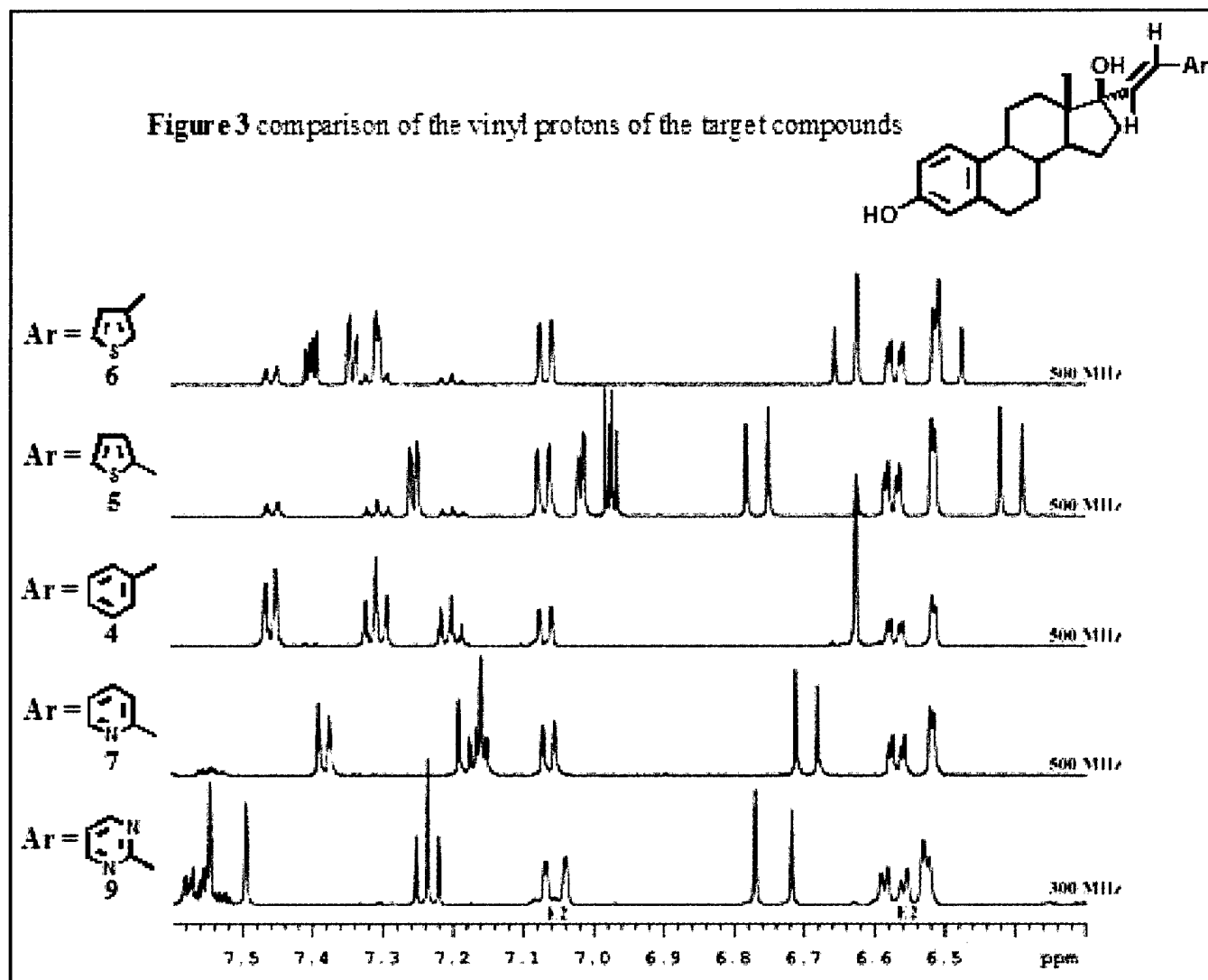


Figure 2 Synthetic scheme

Hydrostannation of compound **1** gave a mixture of *E*-, and *Z*- tributyltin vinylestradiol (compound **2**, and **3**) which was successfully separated by flash silica gel column chromatography. Stille coupling of *E*-**2** with aryl halide yielded the target compounds. The applicant has successfully optimized the conditions for the synthesis. These reactions are sensitive to oxygen, therefore it is necessary to carry out the reaction under argon atmosphere. Under careful controlled condition, the applicant were able to obtain the target compounds in high yield (60%-quantitative) with little amount of by-products. With the aid of automatic flash column chromatography, the applicant was able to purify the target compounds. Stille coupling reactions went well with aryl iodide, including those with strong electron withdrawing aromatic moiety such as 2-bromopyridine and 2-chloropyrimidine. All the target compounds were characterized by ^1H , ^{13}C NMR, and elemental analyses.

Interestingly, the proton NMR spectra of the target compounds show that the vinyl signals of aryl vinyl estradiol **5**, and **6** (electron donating aryl) appear at higher field than the vinyl signals of aryl vinyl estradiol **4**, **7**, **8**, and **9** (electron withdrawing aryl) (Figure 3).



These results suggested that different aromatic moieties next to the 17 α -vinyl have different electronic influence on the vinyl protons. It can also suggest that these aromatic moieties could interact differently with isoleucine 373 in ER β or methionine 421 in ER α which could lead to the selectivity toward ER β or ER α . However, the biological data will support this hypothesis and we are in the process of submitting these compounds for the biological assay.

Key Research Accomplishments

We have completed the specific aim 1 and undertaken the specific aim 2 (in progress).

Reportable Outcome

These results have been presented at The 227th National Meeting of the American Chemical Society in Anaheim, CA, March 28 – April 1, 2004, poster number 233.

Conclusions

The first series of target compounds with varying the aromatic moieties next to the 17α -vinyl moiety have been synthesized and fully characterized. The ^1H NMR data suggested promising results that different aromatic moieties have different electronic effects on the vinyl proton signals which analogically suggest that these aromatic moieties could demonstrate selectivity toward ER β or ER α . These target compounds will be sending out for the biological assay as soon as possible.

References

1. <http://www.bostwicklaboratories.com/edresour/pin/article.htm>
2. Tsurusaki, T.; Aoki, D.; Kanetake, H.; Inoue, S.; Muramatsu, M.; Hishikawa, Y.; Koji, T. *J Clin Endocrinol Metab.* **2003** Mar;88(3):1333-40.
3. Fixemer, T.; Remberger, K.; Bonkhoff, H. *Prostate.* **2003** Feb 1;54(2):79-87
4. Sasaki, M.; Tanaka, Y.; Perinchery, G.; Dharia, A.; Kotcherquina, I.; Fujimoto, S.; Dahiya, R. *J Natl Cancer Inst.* **2002** Mar 6;94(5):384-90.