



NEW CONTROL APPROACHES DURING VARTM

James Glancey
University of Delaware

UD-CCM • 1 July 2003

Report Documentation Page

Form Approved
OMB No. 0704-0188

Public reporting burden for the collection of information is estimated to average 1 hour per response, including the time for reviewing instructions, searching existing data sources, gathering and maintaining the data needed, and completing and reviewing the collection of information. Send comments regarding this burden estimate or any other aspect of this collection of information, including suggestions for reducing this burden, to Washington Headquarters Services, Directorate for Information Operations and Reports, 1215 Jefferson Davis Highway, Suite 1204, Arlington VA 22202-4302. Respondents should be aware that notwithstanding any other provision of law, no person shall be subject to a penalty for failing to comply with a collection of information if it does not display a currently valid OMB control number.


1. REPORT DATE 26 AUG 2004	2. REPORT TYPE N/A	3. DATES COVERED -	
4. TITLE AND SUBTITLE New Control Approaches During VARTM		5a. CONTRACT NUMBER	
		5b. GRANT NUMBER	
		5c. PROGRAM ELEMENT NUMBER	
6. AUTHOR(S)		5d. PROJECT NUMBER	
		5e. TASK NUMBER	
		5f. WORK UNIT NUMBER	
7. PERFORMING ORGANIZATION NAME(S) AND ADDRESS(ES) University of Delaware Center for Composite Materials Newark, DE 19716		8. PERFORMING ORGANIZATION REPORT NUMBER	
9. SPONSORING/MONITORING AGENCY NAME(S) AND ADDRESS(ES)		10. SPONSOR/MONITOR'S ACRONYM(S)	
		11. SPONSOR/MONITOR'S REPORT NUMBER(S)	
12. DISTRIBUTION/AVAILABILITY STATEMENT Approved for public release, distribution unlimited			
13. SUPPLEMENTARY NOTES See also ADM001700, Advanced Materials Intelligent Processing Center: Phase IV., The original document contains color images.			
14. ABSTRACT			
15. SUBJECT TERMS			
16. SECURITY CLASSIFICATION OF:			17. LIMITATION OF ABSTRACT
a. REPORT unclassified	b. ABSTRACT unclassified	c. THIS PAGE unclassified	UU
			18. NUMBER OF PAGES 16
			19a. NAME OF RESPONSIBLE PERSON

Overview



- **Background and Objectives**
- **Strategies to Improve VARTM Control**
- **Smart Injection Line**
- **Prototyping and Testing**
- **Summary**

Background



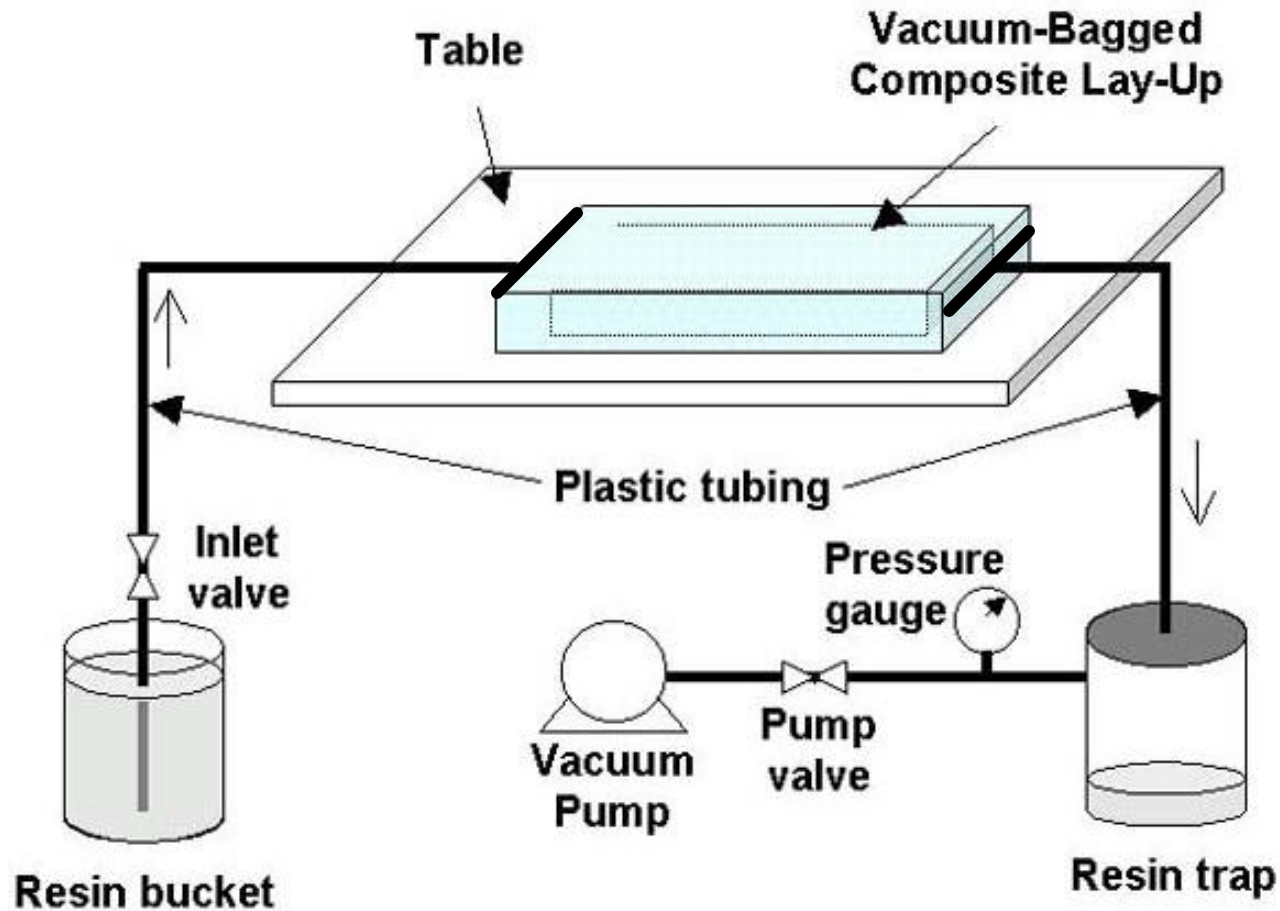
- **Need exists to continue to improve part quality**
- **Dry spots/voids, especially with complex geometries**
- **Limited control actions available during injection**
- **Over-compensate**
 - ◆ **Abundant injection lines**
 - ◆ **Extended injection times**
 - ◆ **Trial and error approach for making parts**

Goal



- **Improve controllability**
- **Improve part quality, reduce resin waste, and decrease injection for VARTM**
- **Requirements:**
 - ◆ **Flexible**
 - ◆ **Simple**
 - ◆ **Low cost**
 - ◆ **Value**

Improving Control



Improving Control




➤ Current Work with VARTM

- ◆ modeling/simulations of infusion process
- ◆ sensors
- ◆ little work on closed loop control

➤ Limitations

- ◆ pressure gradient fixed
- ◆ line injection
- ◆ fixed, controllable injection points do not exist
- ◆ poor spatial resolution

Improving Control



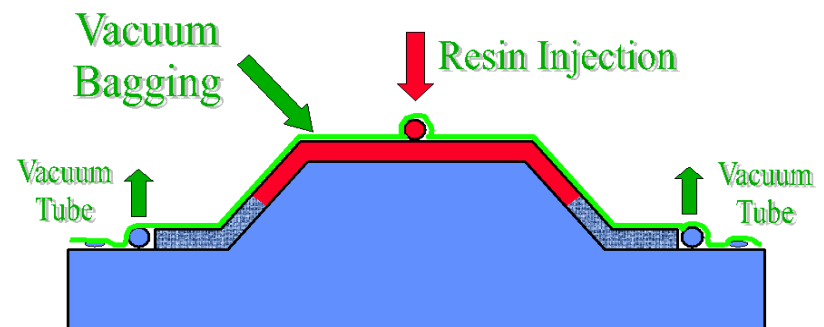
- Previous Work with VARTM**
- ◆ **On-line control of the resin flow front**
 - ◆ **Real-time modification of resin viscosity via heating**
 - ◆ **Potential changes to flow distribution confounded by premature curing.**

Other Possible Control Actions



- **Control Resin Delivery Locations**
- **Control Vacuum Gradient and Lines**
- **Modify Permeability**

Vacuum Assisted RTM



Objectives of this Study



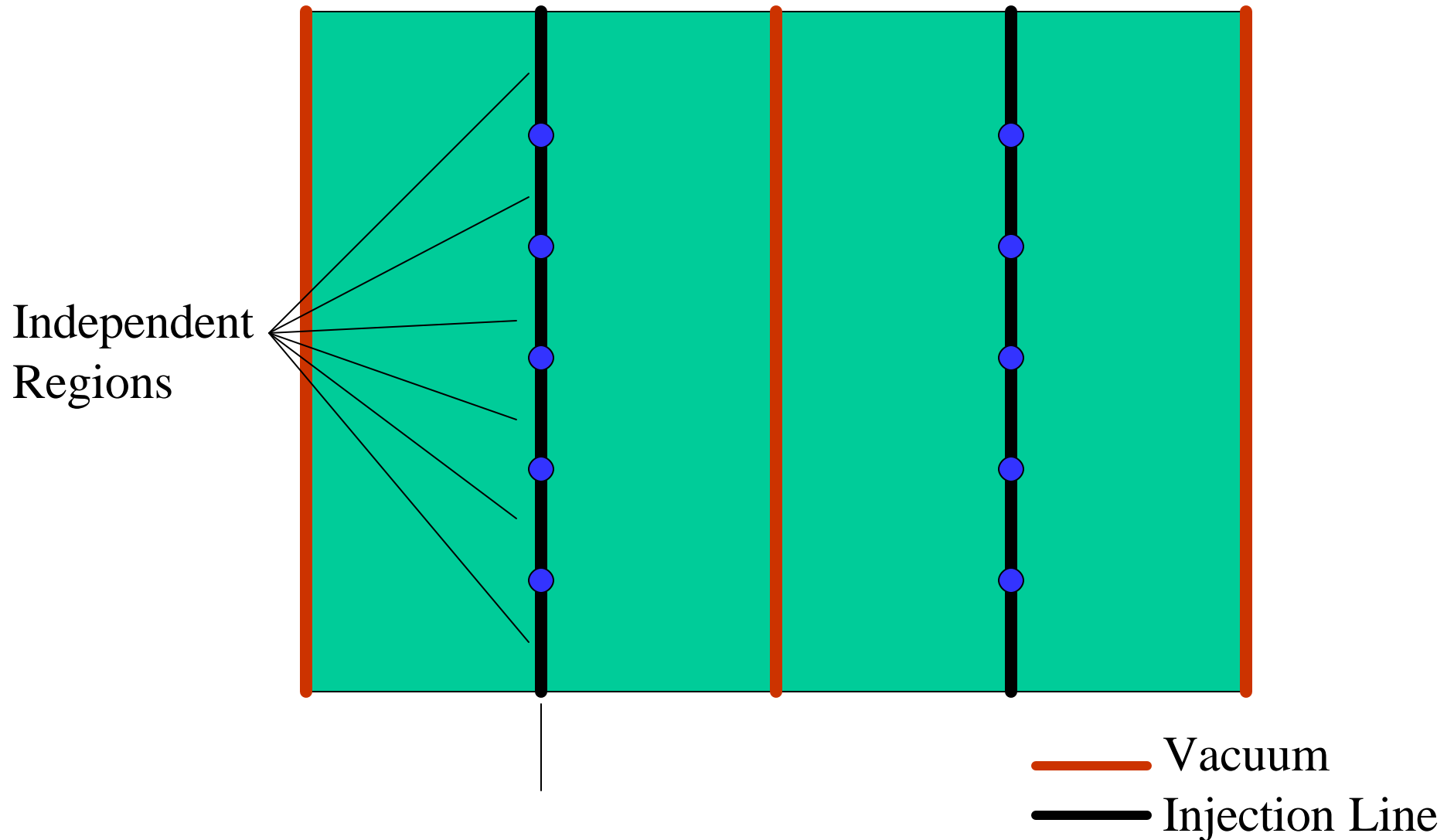
➤ Short-term

- ◆ Prototype a Smart Injection Line with segmented, controllable regions
- ◆ Simulations to determine optimal smart line configurations
- ◆ Simple controller design and testing.


➤ Long-Term Exploration

- ◆ Controllable fibers
- ◆ On-line, real-time modification of the effective porosity of the lay-up
- ◆ Possibility of multi-tasking

Smart Injection Line




Demonstration – Benefits of Smart Line Approach




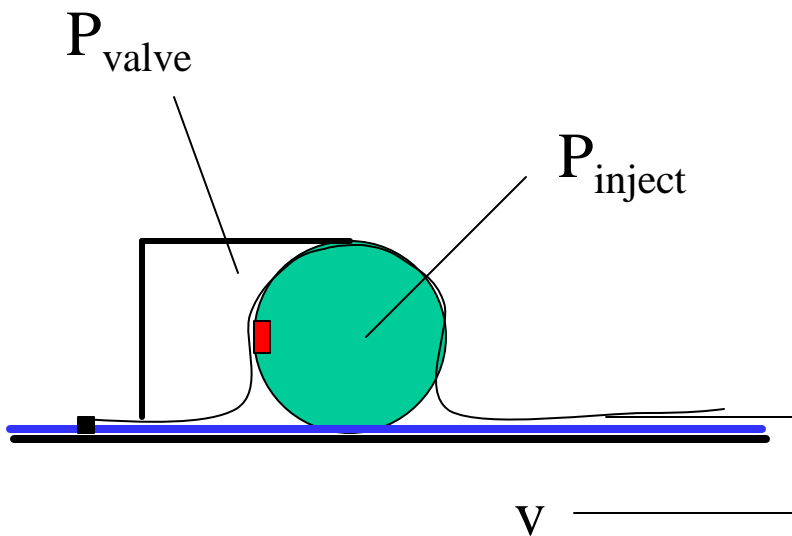
Demonstration – Benefits of Smart Line Approach . . .



Previous Case






Smart Line – Proof of Concept



if $P_{\text{valve}} < P_{\text{inject}}$, $v = 0$

if $P_{\text{valve}} > P_{\text{inject}}$, $v \neq 0$

Proof of Concept Testing



Current Work



- **Integrate Vacuum “Valve” into the Injection Line Design**
- **Simulations to Determine Best Line Configuration (control segment length, spacing, etc)**
- **Working Prototype by September**

Summary



Improve Control During VARTM

- ◆ **Prototype Smart Injection Line – Vacuum Operated Valves**
- ◆ **Simulate for Optimal Line Configuration and Control**
- ◆ **Develop Complementary Controller Design**
- ◆ **Explore More Sophisticated Methods of Control**