

An Overview of Algorithms for Downlink Transmit Beamforming

A. Lee Swindlehurst and Chris Peel

Brigham Young University
phone: 801-422-4343
email: swindle@ee.byu.edu
email: chris.peel@ieee.org

Quentin Spencer

Distribution Control Systems, Inc.
email: spencer@ieee.org

Abstract Downlink beamforming refers to the problem of using an array of antennas at a particular node (e.g., a basestation) in a wireless network to communicate simultaneously with multiple co-channel users. The users in the network may have a single antenna, and hence no ability for spatial discrimination, or they may have multiple antennas and the ability to perform some type of interference suppression. The primary issue is how to balance the need for high, received signal power for each user against the interference produced by the signal at other points in the network. In this presentation, we describe several approaches to this problem: channel inversion, regularized channel inversion, channel block diagonalization, coordinated transmit/receive beamforming, and dirty-paper coding. While the basic idea behind these algorithms is the same, namely the use of channel information at the transmitter to predict and then counteract the interference produced at each node in the network, each of the algorithms is based on achieving a different performance objective. Typical performance criteria include zero-interference transmission, minimum transmit power subject to a minimum signal-to-interference plus noise ratio at each receiver, or maximum throughput subject to a given transmit power constraint. We compare the various goals of the above algorithms, and detail their respective advantages and disadvantages in terms of computational complexity, required transmit power, network throughput, and assumed receiver capabilities. The results of several simulation studies are presented to quantify these comparisons.

Report Documentation Page

*Form Approved
OMB No. 0704-0188*

Public reporting burden for the collection of information is estimated to average 1 hour per response, including the time for reviewing instructions, searching existing data sources, gathering and maintaining the data needed, and completing and reviewing the collection of information. Send comments regarding this burden estimate or any other aspect of this collection of information, including suggestions for reducing this burden, to Washington Headquarters Services, Directorate for Information Operations and Reports, 1215 Jefferson Davis Highway, Suite 1204, Arlington VA 22202-4302. Respondents should be aware that notwithstanding any other provision of law, no person shall be subject to a penalty for failing to comply with a collection of information if it does not display a currently valid OMB control number.

1. REPORT DATE 20 DEC 2004	2. REPORT TYPE N/A	3. DATES COVERED -	
4. TITLE AND SUBTITLE An Overview of Algorithms for Downlink Transmit Beamforming		5a. CONTRACT NUMBER	
		5b. GRANT NUMBER	
		5c. PROGRAM ELEMENT NUMBER	
6. AUTHOR(S)		5d. PROJECT NUMBER	
		5e. TASK NUMBER	
		5f. WORK UNIT NUMBER	
7. PERFORMING ORGANIZATION NAME(S) AND ADDRESS(ES) Brigham Young University		8. PERFORMING ORGANIZATION REPORT NUMBER	
9. SPONSORING/MONITORING AGENCY NAME(S) AND ADDRESS(ES)		10. SPONSOR/MONITOR'S ACRONYM(S)	
		11. SPONSOR/MONITOR'S REPORT NUMBER(S)	
12. DISTRIBUTION/AVAILABILITY STATEMENT Approved for public release, distribution unlimited			
13. SUPPLEMENTARY NOTES See also, ADM001741 Proceedings of the Twelfth Annual Adaptive Sensor Array Processing Workshop, 16-18 March 2004 (ASAP-12, Volume 1), The original document contains color images.			
14. ABSTRACT			
15. SUBJECT TERMS			
16. SECURITY CLASSIFICATION OF:			17. LIMITATION OF ABSTRACT
a. REPORT unclassified	b. ABSTRACT unclassified	c. THIS PAGE unclassified	UU
			18. NUMBER OF PAGES 29
			19a. NAME OF RESPONSIBLE PERSON



An Overview of Algorithms for Downlink Transmit Beamforming

A. Lee Swindlehurst, Chris Peel, Quentin Spencer
Brigham Young University
Provo, UT, USA

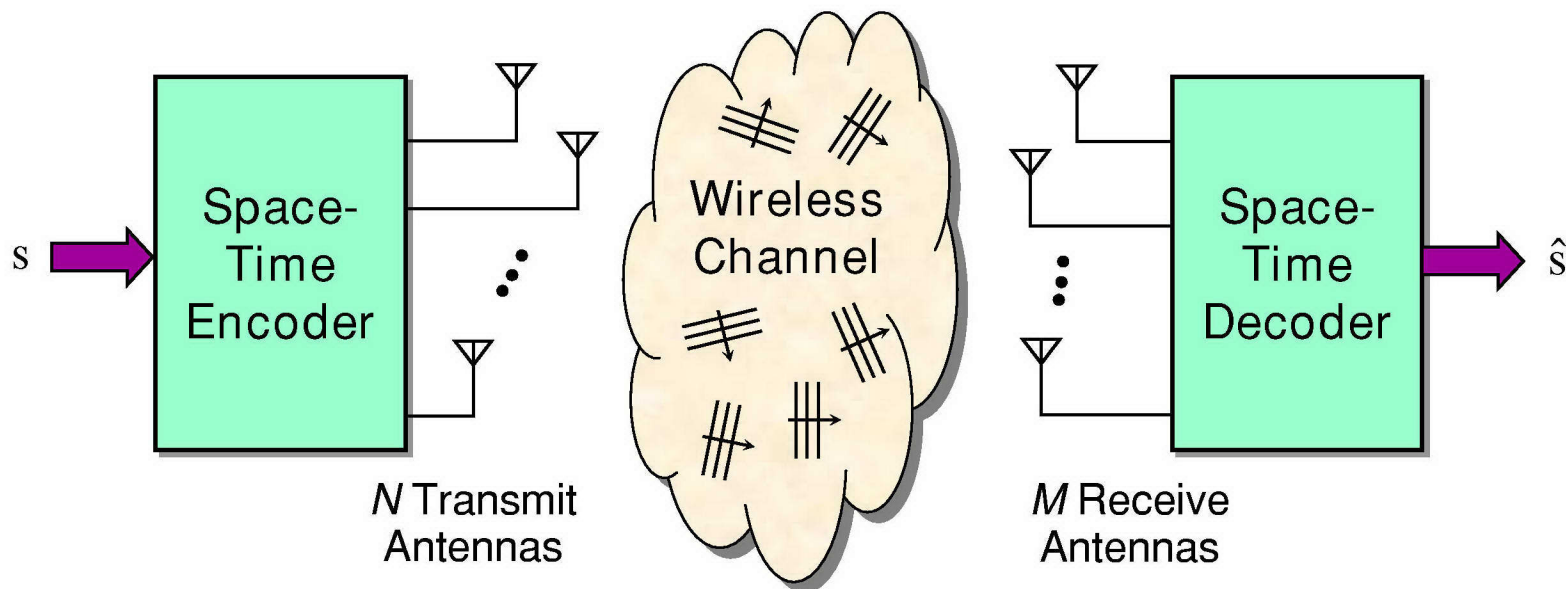




Presentation Outline

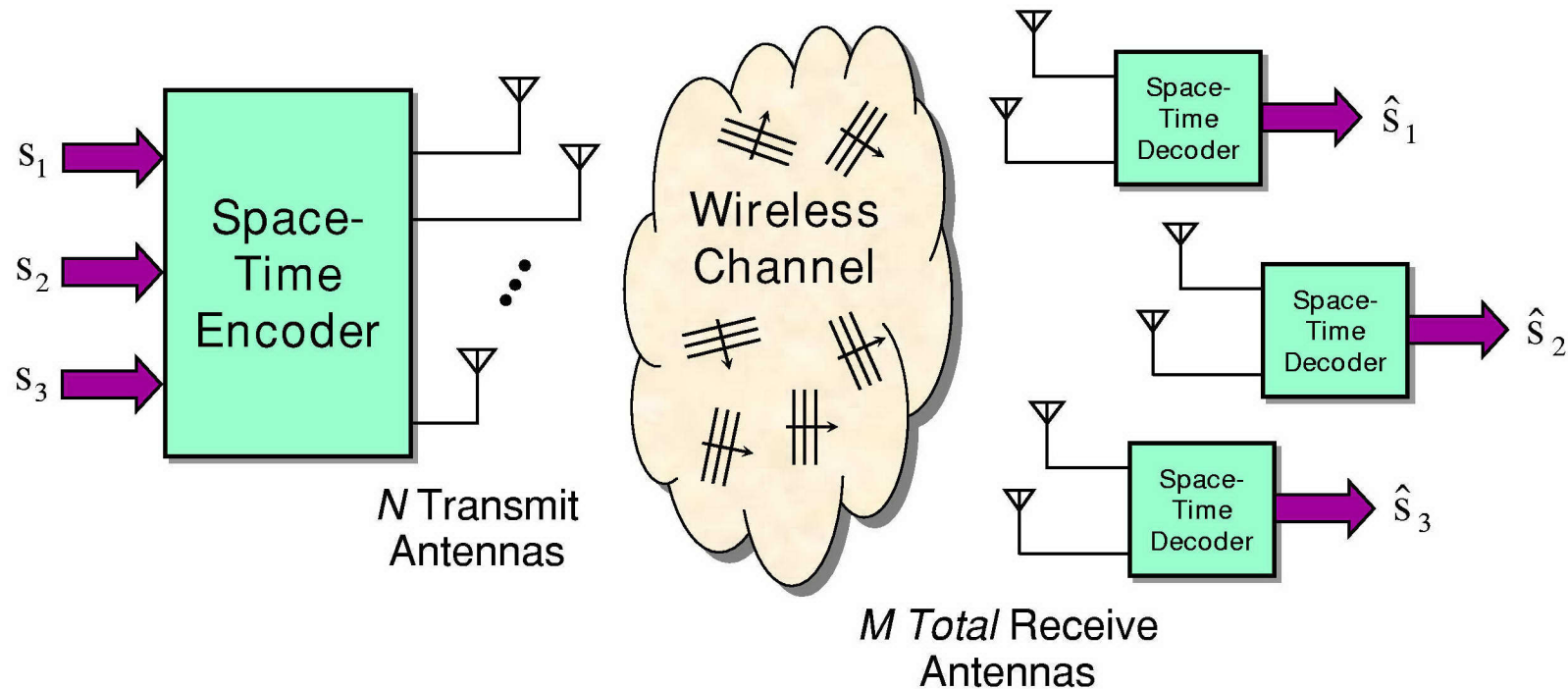
- **Background**
 - Single-User vs. Multi-User MIMO Scenarios
 - Mathematical Notation
- **Algorithms for Single-Antenna Users**
 - Channel Inversion
 - Regularized Channel Inversion
 - Vector Modulo Pre-Coding
 - Interference-Balancing Methods for Power Control
- **Algorithms for Multiple-Antenna Users**
 - Joint Transmit/Receive Beamforming
 - One vs. Multiple Sub-Channels per User
- **Experimental Results**
- **Summary**

Single-User, Point-to-Point MIMO



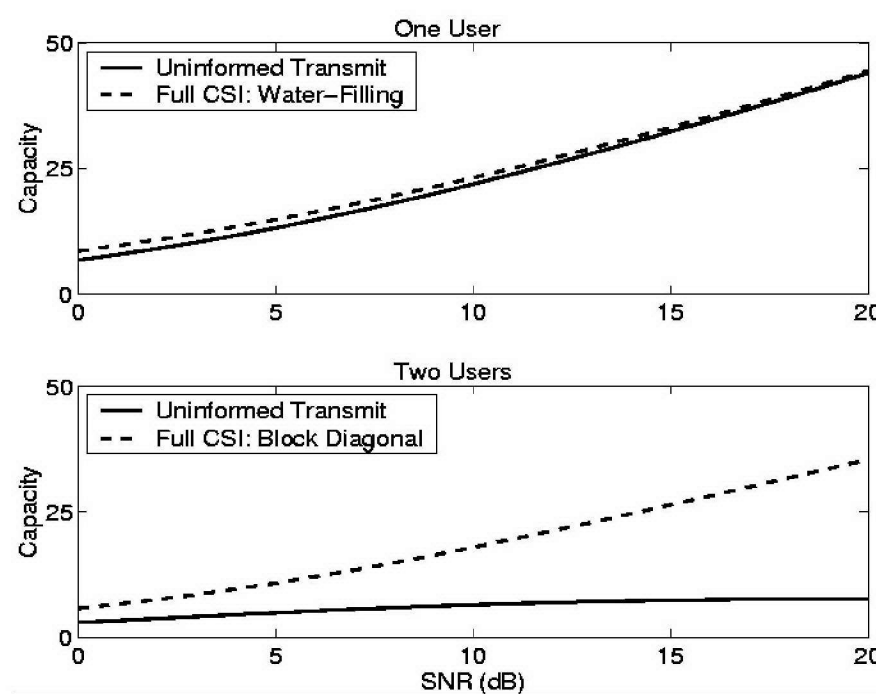
- Receive processing is centralized, assume CSI at receiver (rCSI)
- Under ideal conditions (e.g., independent Rayleigh fading)
 - capacity grows linearly with $\min(N, M)$
 - capacity growth is independent of CSI at the transmitter (xCSI)
- If channel is rank deficient, xCSI is much more important

Multi-User MIMO Downlink



- Receive processing is distributed, only local rCSI is available
- Without xCSI, no capacity growth at high SNR due to interference, even in the ideal case

MU-MIMO Capacity Example





Mathematical Notation

Assume P users, each with m antennas, d data streams transmitted to each user ($m \geq d$).
Signal received by user 1:

$$x_1 = H_1 T_1 s_1 + \underbrace{\sum_{k=2}^P H_k T_k s_k}_{\text{data intended for other users}} + n_1$$

Diagram annotations:

- $m \times N$ sub-channel matrix (points to H_1)
- $N \times d$ transmit beamformer (points to T_1)
- Noise and unmodeled interference (points to n_1)

Assume each user's data stream is scaled so that $\|s_i\| = 1$.

System equation:

$$X = \begin{bmatrix} x_1 \\ \vdots \\ x_P \end{bmatrix} = \begin{bmatrix} H_1 \\ \vdots \\ H_P \end{bmatrix} \begin{bmatrix} T_1 & \dots & T_P \end{bmatrix} \begin{bmatrix} s_1 \\ \vdots \\ s_P \end{bmatrix} + \begin{bmatrix} n_1 \\ \vdots \\ n_P \end{bmatrix}$$

Total # of receive antennas: $M = mP$

$$= HTs + n$$



Presentation Outline

- Background
 - Single-User vs. Multi-User MIMO Scenarios
 - Mathematical Notation
- **Algorithms for Single-Antenna Users**
 - Channel Inversion
 - Regularized Channel Inversion
 - Vector Modulo Pre-Coding
 - Interference-Balancing Methods for Power Control
- Algorithms for Multiple-Antenna Users
 - Joint Transmit/Receive Beamforming
 - One vs. Multiple Sub-Channels per User
- Experimental Results
- Summary

Special Case: Single Antenna Users



Assume each user has $m = 1$ antenna, and $N \geq M = P$.

Channel Inversion

Transmitter “pre-inverts” the channel. Transmit beamformers are columns of the pseudo-inverse:

$$T_{ci} = \gamma H^* (HH^*)^{-1}$$

To maintain fixed transmit power ρ , must scale signal:

$$\gamma = \sqrt{\frac{\rho}{s^* (HH^*)^{-1} s}}$$

Ideally, channel inversion eliminates all inter-user interference:

$$x = HT_{ci}s + n = \gamma HH^* (HH^*)^{-1} s + n = \gamma s + n$$

- problems obviously arise when channel is (nearly) rank deficient
- problem isn't *noise amplification*, instead it is *signal attenuation* due to power constraints
- what about in the “ideal” case, e.g., with independent Rayleigh fading?



Capacity of Channel Inversion

Assume elements of H are independent, Rayleigh w/ unit variance, $N = P = M$ and $s \sim \mathcal{Q}(0, 1)$.

A bad sign:

$$\lambda = s^*(HH^*)^{-1}s \text{ is distributed as* } p(\lambda) = N \frac{\lambda^{N-1}}{(1+\lambda)^{N+1}}$$
$$\text{and } E(\lambda) = \infty !!$$

Capacity** for large N :

$$\lim_{N \rightarrow \infty} C_{ci} = \frac{\rho}{\sigma^2} \log_2(e)$$

\Rightarrow No capacity growth with # of users/antennas

* Hochwald & Vishwanath, *Proc. 40th Allerton Conf.*, October, 2002

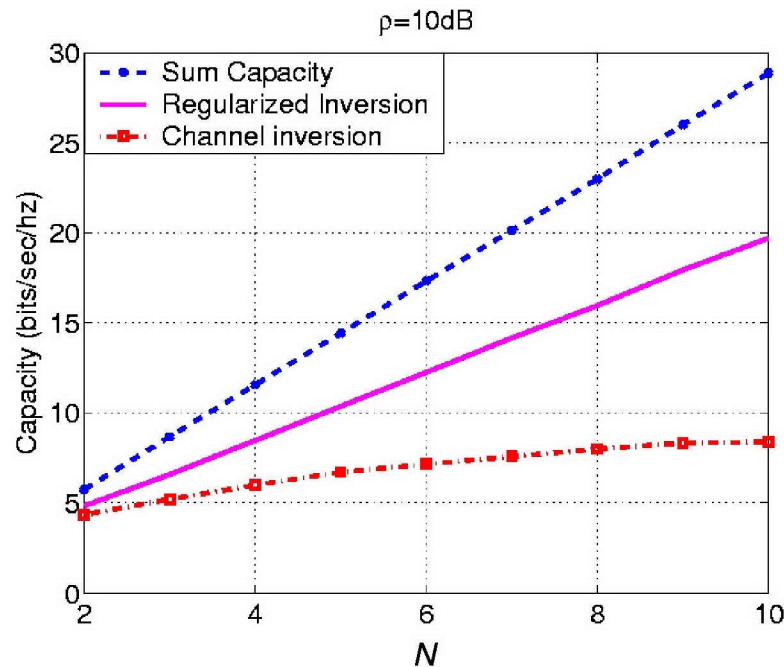
** Peel, Hochwald & Swindlehurst, *Proc. 41st Allerton Conf.*, October 2003

Regularized Channel Inversion

A simple fix is to regularize the inverse:

$$T_{rci} = \gamma H^* (HH^* + \alpha I)^{-1}$$

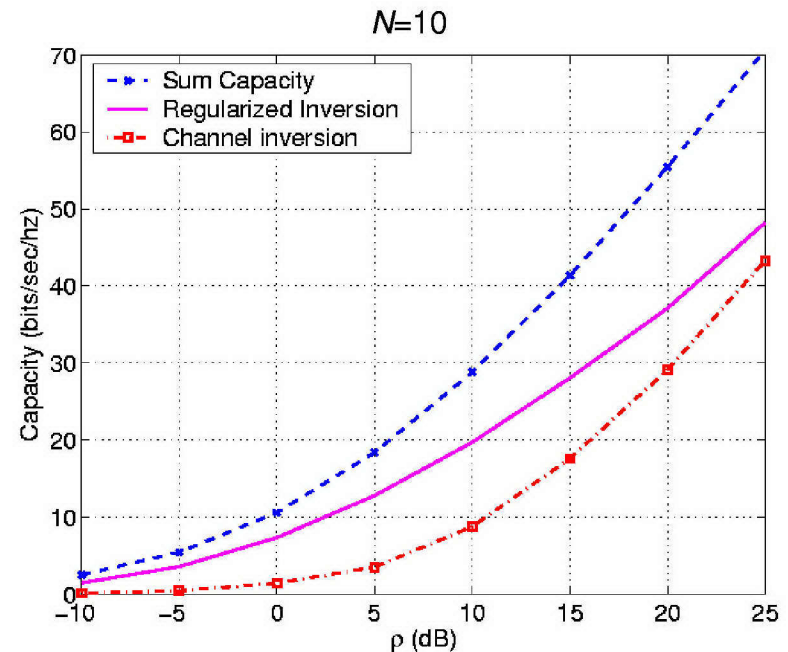
Linear growth with N is recovered:



(To maximize SINR @ the receivers, choose*

$$\alpha = \frac{N\sigma^2}{\rho}$$

*Peel, Hochwald, Swindlehurst: "A vector perturbation technique for near-capacity multi-antenna, multi-user communication, Part I", submitted to *IEEE Trans. Comm.*)





What's the real issue?

- The regularization “quick fix” helps, but there is still a significant performance gap
- Ultimately, problems arise when s happens to lie in the direction of the “largest” singular vector of $(HH^*)^{-1}$
- IDEA: could we perturb s to eliminate this possibility, *i.e.*,

$$\min_{s_p} (s + s_p)^* (HH^*)^{-1} (s + s_p)$$

and still decode s at the receivers, without knowledge of s_p ?

- Yes, using a little “trick”: *modulo pre-coding**

*M. Tomlinson, “New automatic equaliser employing modulo arithmetic,” *Elec. Letters*, March, 1971
H. Harashima & H. Miyakawa, “Matched transmission technique for channels with intersymbol interference,” *IEEE Trans. Comm.*, August, 1972



Vector Modulo Pre-coding

Use a perturbation of the form

$$s_p = \tau c = \tau(a + jb)$$

where τ is real and a, b are vectors of integers. For channel inversion:

$$\begin{aligned} x &= HT_{ci}(s + s_p) + n = \gamma HH^*(HH^*)^{-1}(s + s_p) + n \\ &= \gamma s + \gamma \tau c + n \end{aligned}$$

Assuming receivers know γ , perfect decoding is possible w/out noise using the *mod*-function:

$$f_\tau(y) = y - \left\lfloor \frac{y + \tau/2}{\tau} \right\rfloor \tau$$

At receiver k ,

$$f_\tau\left(\frac{1}{\gamma} x_k\right) = f_\tau(s_k + \tau a_k + \tau j b_k) = s_k$$

(*mod*-function applied to real & imaginary parts separately)

τ must be chosen large enough to avoid *mod*-function ambiguities:

$$\tau = 2(d_{\max} + \Delta/2),$$

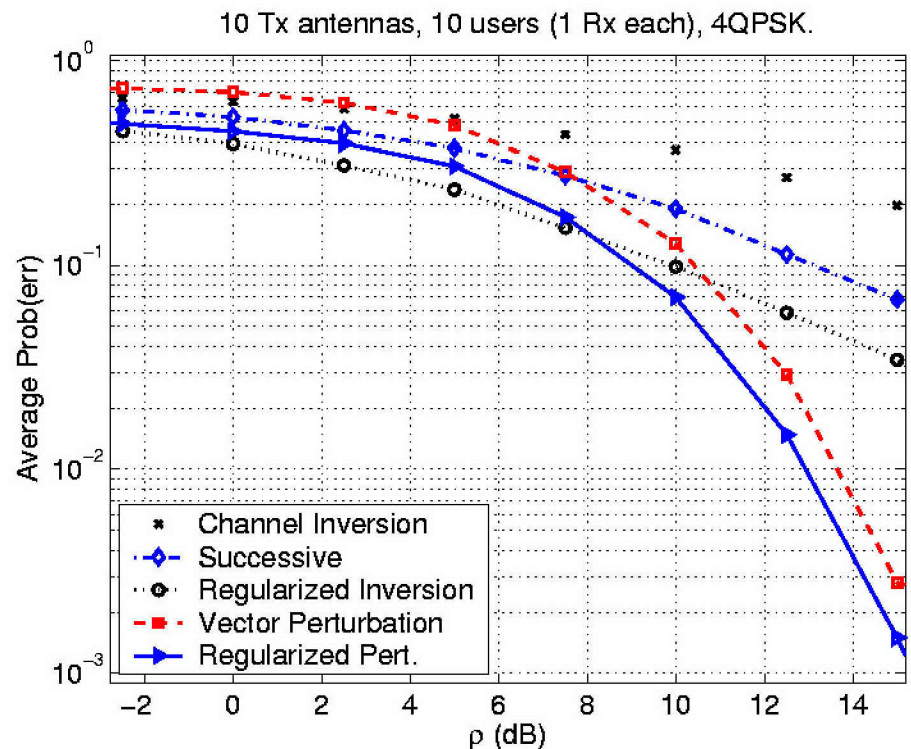
d_{\max} = constellation "size"
 Δ = constellation "spacing"

Vector Modulo Pre-coding (cont.)

- Choose c to solve integer-lattice least-squares problem (*sphere encoding*):

$$\min_{a \in \mathbb{L}, b \in \mathbb{L}} (s + \tau a + \tau j b)^* (H H^*)^{-1} (s + \tau a + \tau j b)$$

- $\tau \rightarrow 0, \infty \Rightarrow$ standard ch. inversion
- can regularize this approach too
- provides linear capacity growth w/ N
- with outer turbo code, this approach gets within 3-4 dB of capacity
- to get closer, one must resort to “dirty paper” techniques, which lead to much more complex receivers



An Alternative Based on Power Control (Interference Balancing)



With a single antenna at each receiver, the columns of $T = [t_1 \dots t_p]$ represent the transmit beamformers for each user, and each channel is a row vector $H_i = h_i^*$:

$$x_i = h_i^* t_i s_i + \sum_{k \neq i} h_k^* t_k s_k + n_i$$

interference from signals sent to other users

In the *power control* formulation, minimize total transmitted power subject to a certain QoS constraint, usually measured by SINR:

$$\min \sum_{k=1}^P t_k^* t_k \quad \text{s.t.} \quad \frac{t_i^* h_i h_i^* t_i}{\sum_{k \neq i} t_k^* h_k h_k^* t_k + \sigma^2} \geq \beta_i, \quad i = 1, \dots, P$$

Can be posed as a convex, semi-definite optimization & efficiently solved using (for example) interior-point methods. See

Rashid-Farrokhi, Liu, Tassiulas,

“Transmit beamforming and power control for cellular wireless systems,” *IEEE J. Sel. Areas in Comm.*, October, 1998

Bengtsson & Ottersten

“Optimal and sub-optimal transmit beamforming,” *Handbook of Antennas in Wireless Comm.*, CRC Press, August, 2001



Presentation Outline

- Background
 - Single-User vs. Multi-User MIMO Scenarios
 - Mathematical Notation
- Algorithms for Single-Antenna Users
 - Channel Inversion
 - Regularized Channel Inversion
 - Vector Modulo Pre-Coding
 - Interference-Balancing Methods for Power Control
- **Algorithms for Multiple-Antenna Users**
 - Joint Transmit/Receive Beamforming
 - One vs. Multiple Sub-Channels per User
- Experimental Results
- Summary



Multiple-Antenna Users

Recall system equation for P users with m antennas each:

$$\begin{aligned} \mathbf{x} = \begin{bmatrix} x_1 \\ \vdots \\ x_P \end{bmatrix} &= \begin{bmatrix} H_1 \\ \vdots \\ H_P \end{bmatrix} \begin{bmatrix} T_1 & \dots & T_P \end{bmatrix} \begin{bmatrix} s_1 \\ \vdots \\ s_P \end{bmatrix} + \begin{bmatrix} n_1 \\ \vdots \\ n_P \end{bmatrix} \\ &= \mathbf{HTs} + \mathbf{n} \end{aligned}$$

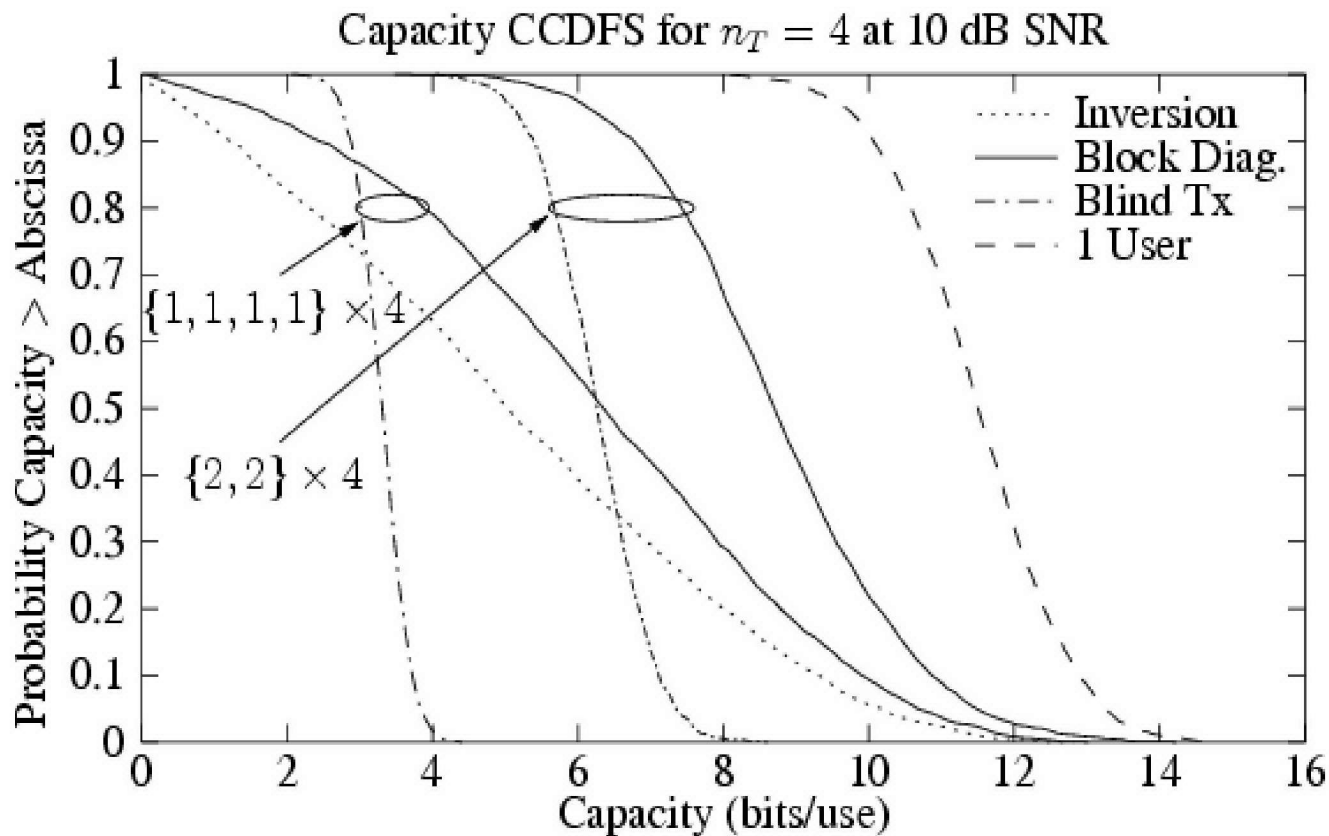
- If $N \geq M = mP$, we could diagonalize HT , but such an approach would be sub-optimal, since it would ignore spatial discrimination at the receivers
- From the standpoint of capacity, it is better to *block*-diagonalize HT , and then use water-filling to allocate power to all available spatial channels*

*Q. Spencer and A. Swindlehurst, "Zero-forcing methods for downlink spatial multiplexing in multi-user MIMO channels," *IEEE Trans. Sig. Proc.*, February, 2004

- Disadvantage is that capacity may be achieved at the expense of weak users; *e.g.*, 1-2 strong users may take a dominant share of available power

Multiple-Antenna User Example

4 xmit antennas, 4 total rcv antennas, Rayleigh fading channel



Joint Tx-Rx Design Problem: 1 Sub-Channel per User



It is unlikely that $N \geq M = mP$. Can multiplex up to N data streams with N antennas. Assume 1 stream is sent to each of $P \leq N$ users, who employ receive beamformers:

$$x = \begin{bmatrix} x_1 \\ \vdots \\ x_P \end{bmatrix} = \begin{bmatrix} w_1^* H_1 \\ \vdots \\ w_P^* H_P \end{bmatrix} \begin{bmatrix} t_1 & \cdots & t_P \end{bmatrix} \begin{bmatrix} s_1 \\ \vdots \\ s_P \end{bmatrix} + \begin{bmatrix} w_1^* n_1 \\ \vdots \\ w_P^* n_P \end{bmatrix}$$

Composite channel is from xmit antennas to the output of rcv beamformers.

Problem:

- Design of optimal xmit beamformer t_i requires knowledge of all rcv beamformers w_k (see previous slides)
- Design of rcv beamformer w_i requires knowledge of at least the xmit beamformer t_i ; for example:

$$w_{\text{MMSE},i} = \left(\sum_{k \neq i} H_k t_k t_k^* H_k^* + \sigma^2 I \right)^{-1} H_i t_i \quad \text{or} \quad w_{\text{MRC},i} = H_i t_i$$

Joint Tx-Rx Beamformer Design: 1 Sub-Channel per User



$$x = \begin{bmatrix} x_1 \\ \vdots \\ x_p \end{bmatrix} = \begin{bmatrix} w_1^* H_1 \\ \vdots \\ w_p^* H_p \end{bmatrix} \begin{bmatrix} t_1 & \dots & t_p \end{bmatrix} \begin{bmatrix} s_1 \\ \vdots \\ s_p \end{bmatrix} + \begin{bmatrix} w_1^* n_1 \\ \vdots \\ w_p^* n_p \end{bmatrix}$$

Consider the following iterative algorithm (at the transmitter):

- (1) Find an initial set of rcv weights w_1, \dots, w_p (*e.g.*, use singular vectors of the channel matrices)
- (2) Calculate xmit beamformers t_1, \dots, t_p using desired “single-antenna” algorithm:
 - channel inversion
 - regularized inversion
 - vector precoding
 - power control
- (3) Calculate optimal receive beamformers using, *e.g.*, MMSE or MRC criteria
- (4) Repeat steps 2 and 3 until convergence.

Joint Tx-Rx Beamformer Design: Multiple Sub-Channels per User



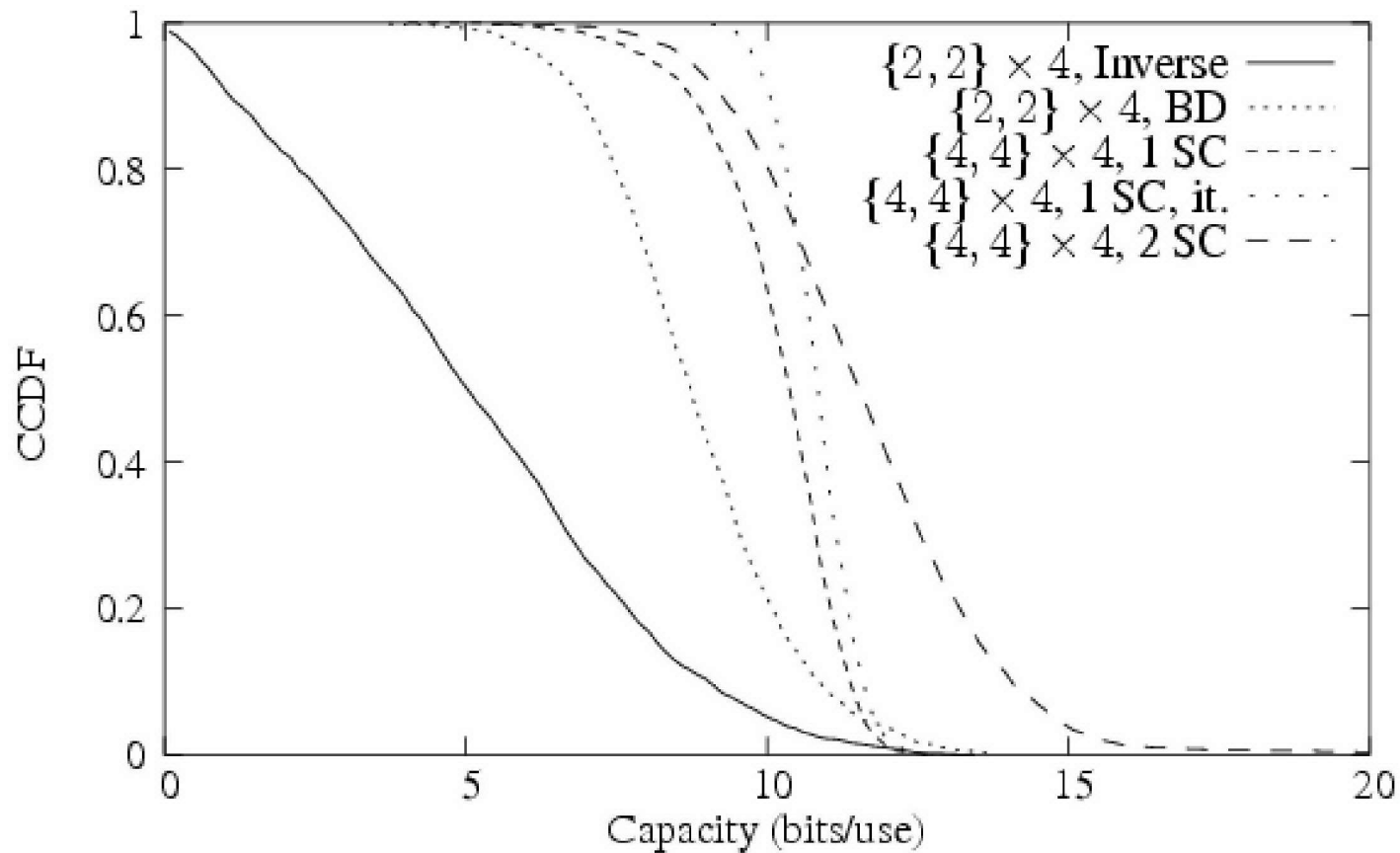
$$X = \begin{bmatrix} x_1 \\ \vdots \\ x_P \end{bmatrix} = \begin{bmatrix} W_1^* H_1 \\ \vdots \\ W_P^* H_P \end{bmatrix} \begin{bmatrix} T_1 & \dots & T_P \end{bmatrix} \begin{bmatrix} s_1 \\ \vdots \\ s_P \end{bmatrix} + \begin{bmatrix} W_1^* n_1 \\ \vdots \\ W_P^* n_P \end{bmatrix}$$

- Total # of sub-channels cannot be greater than # of xmit antennas
- Can employ same algorithms as in single sub-channel case
- Resource allocation is critical: *Who gets the sub-channels?*
(multi-user diversity)
- Solution should be adaptive; avoid users with rank-deficient channels
(simulations show fixed allocation strategies perform poorly)
- Larger question: *How to group users that are spatially multiplexed?*

Joint Tx-Rx Beamformer Example



Rayleigh fading channel



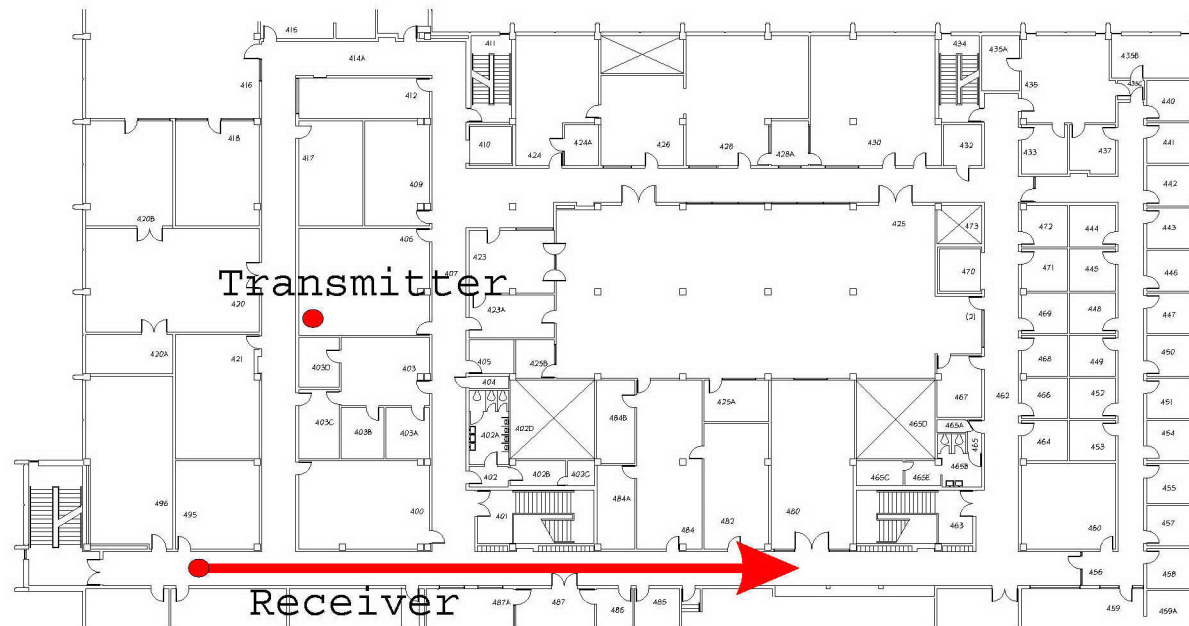
Presentation Outline



- Background
 - Single-User vs. Multi-User MIMO Scenarios
 - Mathematical Notation
- Algorithms for Single-Antenna Users
 - Channel Inversion
 - Regularized Channel Inversion
 - Vector Modulo Pre-Coding
 - Interference-Balancing Methods for Power Control
- Algorithms for Multiple-Antenna Users
 - Joint Transmit/Receive Beamforming
 - One vs. Multiple Sub-Channels per User
- **Experimental Results**
- Summary

Experimental Results

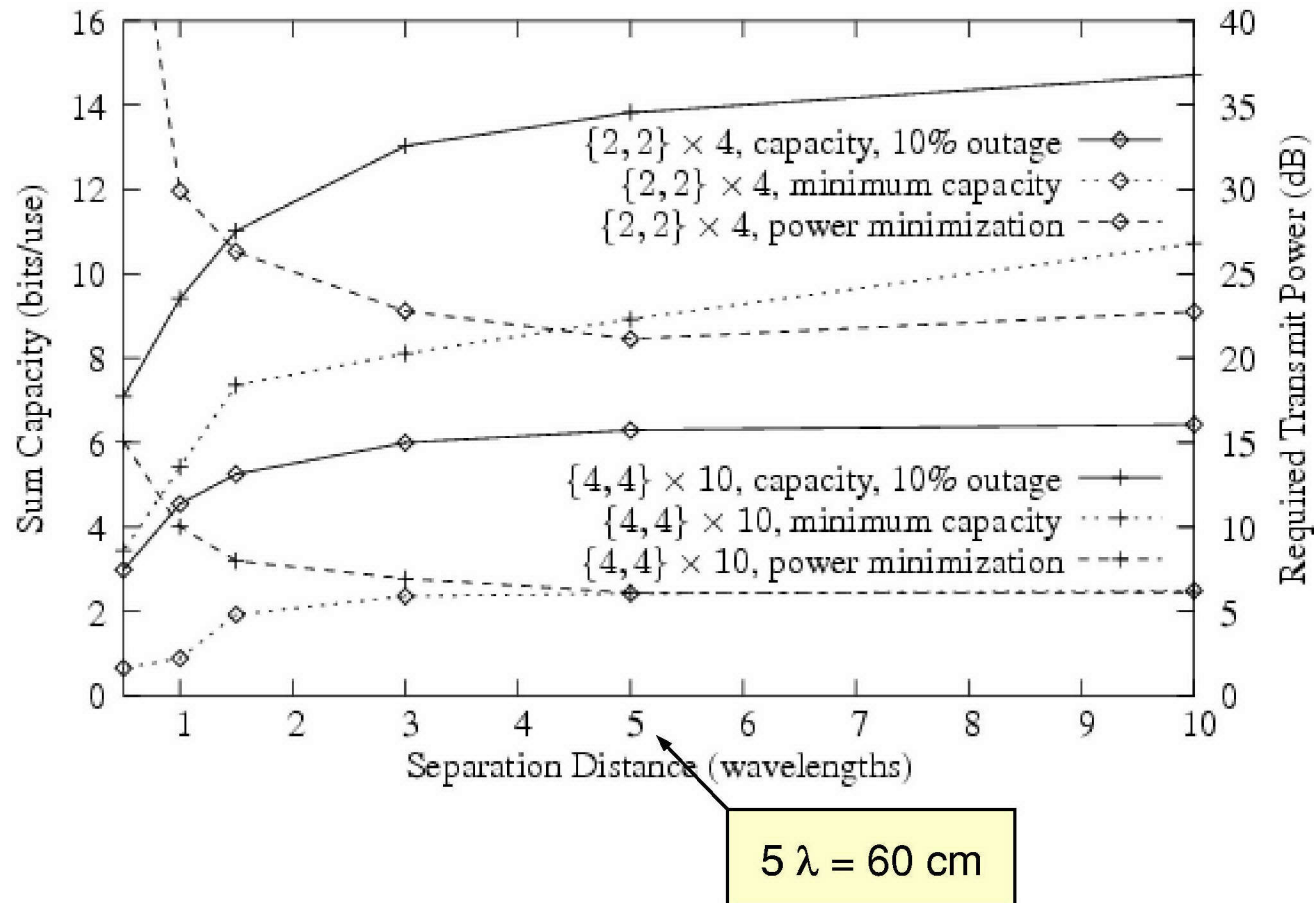
- 10x10 MIMO channel measurements collected in BYU's Clyde Building
- 2.43 Ghz carrier, 25 kHz bandwidth
- circular transmit and receive arrays, 0.86λ radius
- transmit array is fixed, receive array is moving
- 29 10x10 channel samples obtained for every λ over 43m.



Experimental Results (cont.)



How close can 2 users be for spatial multiplexing to be possible?



Presentation Outline



- Background
 - Single-User vs. Multi-User MIMO Scenarios
 - Mathematical Notation
- Algorithms for Single-Antenna Users
 - Channel Inversion
 - Regularized Channel Inversion
 - Vector Modulo Pre-Coding
 - Interference-Balancing Methods for Power Control
- Algorithms for Multiple-Antenna Users
 - Joint Transmit/Receive Beamforming
 - One vs. Multiple Sub-Channels per User
- Experimental Results
- **Summary**

Summary



- In the multi-user MIMO downlink, must balance desire for high throughput to one user with interference experienced by other users
- Unlike the single-user case, CSI at the transmitter is crucial
- Focus on “closed-form” solutions, simple receiver structures (in general, achieving capacity requires complicated “dirty-paper” techniques and coding schemes)
- Two standard paradigms considered:
 - maximize throughput with zero interference for fixed xmit power
 - minimize xmit power s.t. desired QoS (e.g., rcv SINR) is achieved
- Presented several techniques: *channel inversion, regularized channel inversion, vector modulo pre-coding, interference balancing, etc.*
- Experimental results are promising

Additional References



(beyond those already cited in the presentation)

- Q. Spencer, T. Svantesson, A. Swindlehurst, "Performance of MIMO spatial multiplexing algorithms using indoor channel measurements and models," *Wireless Comm. & Mobile Computing* (in review), 2004.
- H. Boche, M. Schubert, E. Jorswieck, "Throughput maximization for the multi-user MIMO broadcast channel," *Proc. IEEE ICASSP*, April, 2003.
- G. Caire, S. Shamai, "On the achievable throughput of a multi-antenna Gaussian broadcast channel," *IEEE Trans. Info. Theory*, July, 2003.
- W. Yu, W. Rhee, S. Boyd, J. Cioffi, "Iterative water-filling for Gaussian vector multiple-access channels," *IEEE Trans. Info Theory*, January, 2004.
- D. Samardzija, N. Mandayam, "Multiple antenna transmitter optimization schemes for multi-user systems," *Proc. 58th IEEE VTC*, October, 2003.
- Q. Spencer, A. Swindlehurst, "Fast power minimization with QoS constraints in multi-user MIMO downlinks," *Proc IEEE ICASSP*, April, 2003.
- R. Choi, M. Ivrlac, R. Murch, J. Nosssek, "Joint transmit and receive multi-user MIMO decomposition approach for the downlink of multi-user MIMO systems," *Proc. 58th IEEE VTC*, October, 2003.
- K.-K. Wong, "Adaptive space-division multiplexing and bit-and-power allocation in multi-user MIMO flat fading broadcast channels," *Proc. 58th IEEE VTC*, October, 2003.
- H. Boche, M. Schubert, "SIR balancing for multi-user downlink beamforming," *Proc. IEEE ICC*, April, 2002.
- J.-H. Chang, L. Tassiulas, F. Rashid-Farrokhi, "Joint transmitter-receiver diversity for efficient space division multi-access," *IEEE Trans. Wireless Comm.*, January, 2002.
- Z. Pan, K.-K. Wong, T. Ng, "MIMO antenna system for multi-user multi-stream orthogonal space division multiplexing," *Proc. IEEE ICC*, May, 2003.
- J. Li, K.-B. Letaief, M. Zhengxin, Z. Cao, "Spatial multi-user access with MIMO smart antennas for OFDM systems," *Proc. IEEE VTC*, October, 2001.
- P. Viswanath, D. Tse, V. Anantharam, "Asymptotically optimal water-filling in vector multiple access channels," *IEEE Trans. Info Theory*, February, 2001.

Additional References (cont.)



- R. Blum, "MIMO capacity with interference," *Proc. Conf. Information Science & Systems*, March, 2002.
- R. Heath, M. Airy, A. Paulraj, "Multi-user diversity for MIMO wireless systems with linear receivers," *Proc. Asilomar Conf.*, November, 2001.
- D. Popescu, O. Popescu, C. Rose, "Interference avoidance for multi-access vector channels," *Proc. Int. Symposium on Info. Theory*, July, 2002.
- J. Wang, K. Yao, "Multi-user spatio-temporal coding for wireless communications," *Proc. IEEE WCNC*, March, 2002
- S. Vishwanath, N. Jindal, A. Goldsmith, "Duality, achievable rates and sum-rate capacity of Gaussian MIMO broadcast channels," *IEEE Trans. Info. Theory*, October, 2003.
- M. Rim, "Multi-user downlink beamforming with multiple transmit and receive antennas," *Elec. Lett.*, December, 2002.
- D. Palomar, M. Lagunas, "Joint transmit-receive space-time equalization in spatially correlated MIMO channels: A beamforming approach," *IEEE J. Sel. Areas in Comm.*, June, 2003.
- E. Visotsky, U. Madhow, "Optimum beamforming using transmit antenna array," *Proc. IEEE VTC*, May, 1999.
- C. Windpassinger, R. Fischer, T. Vencel, J. Huber, "Pre-coding in multi-antenna and multi-user communications," *Proc. IEEE Trans. Wireless Comm.*, (in review), 2003.
- Z. Tu and R. Blum, "Multi-user diversity for a dirty paper approach," *IEEE Comm. Letters*, August, 2003.
- A. Goldsmith, S. Jafar, N. Jindal, S. Vishwanath, "Capacity limits of MIMO channels," *IEEE J. Sel. Areas in Comm.*, June, 2003.
- D. Palomar, J. Cioffi, M. Lagunas, "Joint Tx-Rx beamforming design for multicarrier MIMO channels: A unified framework for convex optimization," *IEEE Trans. Sig. Proc.*, September, 2003.
- G. Montalbano, D. Slock, "Spatio-temporal array processing for matched filter bound optimization in SDMA downlink transmission," *Proc. URSI Int. Symposium on Signals, Systems, & Elec.*, 1998.
- P. Forster, L. Fety, M. Bot, "Spatio-temporal filters for downlink processing in FDD systems," *Proc. IEEE ICASSP*, June, 2000.
- W. Qiu, H. Troger, M. Meurer, C. Jotten, "Performance analysis of a channel-oriented concept for multi-user MIMO downlinks with frequency selective channels," *Proc. IEEE VTC*, April, 2003.
- L. Choi and R. Murch, "A transmit preprocessing technique for multi-user MIMO systems using a decomposition approach," *IEEE Trans. Wireless Comm.*, January, 2004.