

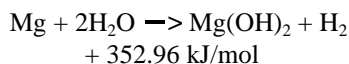
ALKALINE FUEL CELL TECHNOLOGY FOR MITIGATING HYDROGEN GENERATED BY Mg/Fe BASED CHEMICAL HEATERS

M. C. Kimble, Ph.D.
MicroCell Technologies, Littleton, MA

P. DellaRocca, P. Lavigne
U.S. Army Natick Soldier Center, Natick, MA

ABSTRACT

The Unitized Group Ration – Express (UGR-E) is a disposable, compact, self-contained module that provides a complete, hot meal for 18 warfighters. The UGR-E contains four shelf-stable polymeric food trays that are coupled to four magnesium based chemical heaters (Figure 1). With the pull of a tab, the food is heated within 45 minutes. Unfortunately, upon activation, the magnesium based heaters release a hydrogen gas by-product according to:



Given that 400g of heater material is needed for the UGR-E, the amount of released hydrogen gas (~11 ft³) is formidable and could pose a safety risk if the lower explosive limit is exceeded. In addition to mitigating this safety risk, it is also desired to use this energy (320 BTU/ft³ H₂) in the form of either heat or electricity. To address this problem, a lightweight, affordable, disposable alkaline fuel cell (AFC) has been developed in a Phase I Army SBIR Contract. This novel approach is

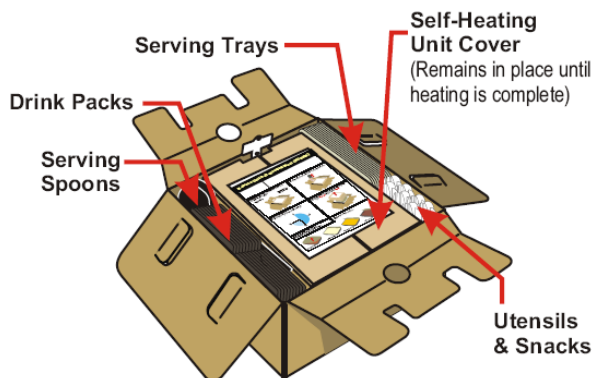


Figure 1. Unitized Group Ration - Express (UGR-E)

based upon using a micro-tubular AFC as a flexible heater cord (Figure 2). Although AFC technology has several perceived “drawbacks”, our unique application found these to be an advantage:

- Longevity is not required, thus expensive electrodes (Pt, Au) have been replaced with Ni and NiCr wire.
- The electrolyte can be stored dry and then wetted upon heater activation. This eliminates electrolyte leakage and extends the shelf life indefinitely.
- Only operating for 45 minutes, CO₂ is unable to adsorb into the KOH electrolyte and precipitate K₂CO₃.




Figure 2. Pictorial representation of the AFC

During operation, hydrogen gas enters the interior of the tube, in which a long, thin (~10 mil) Ni wire is coiled to a diameter of 0.1 inches and serves as the anode catalyst. Ambient air reacts with a NiCr wire wrapped around the external surface, which acts as an oxygen cathode catalyst and current collector. Separating the electrodes is a 1-mil-thick polypropylene separator, which has been imbibed with KOH electrolyte to complete the fuel cell circuit. Generated electricity can then be passed through a resistive heater such as the NiCr wire electrode. In this manner, heat is generated along the length of the tubular fuel cell.

During this SBIR contract, electrode performance was improved through the addition of Raney Ni to the Ni wire anode and MnO₂ to the NiCr wire cathode. By optimizing the porous gas-diffusion electrodes with hydrophilic and hydrophobic compounds, decreasing the ohmic losses via improved electrolyte distribution, and increasing the kinetic activity by operating the cell at higher temperatures of 80 - 100 C, we can increase the operational current density of the AFC to 1-2 A/cm² as shown in Figure 3.

Report Documentation Page

Form Approved
OMB No. 0704-0188

Public reporting burden for the collection of information is estimated to average 1 hour per response, including the time for reviewing instructions, searching existing data sources, gathering and maintaining the data needed, and completing and reviewing the collection of information. Send comments regarding this burden estimate or any other aspect of this collection of information, including suggestions for reducing this burden, to Washington Headquarters Services, Directorate for Information Operations and Reports, 1215 Jefferson Davis Highway, Suite 1204, Arlington VA 22202-4302. Respondents should be aware that notwithstanding any other provision of law, no person shall be subject to a penalty for failing to comply with a collection of information if it does not display a currently valid OMB control number.

1. REPORT DATE 00 DEC 2004	2. REPORT TYPE N/A	3. DATES COVERED -	
4. TITLE AND SUBTITLE Alkaline Fuel Cell Technology For Mitigating Hydrogen Generated By Mg/Fe Based Chemical Heaters		5a. CONTRACT NUMBER	
		5b. GRANT NUMBER	
		5c. PROGRAM ELEMENT NUMBER	
6. AUTHOR(S)		5d. PROJECT NUMBER	
		5e. TASK NUMBER	
		5f. WORK UNIT NUMBER	
7. PERFORMING ORGANIZATION NAME(S) AND ADDRESS(ES) MicroCell Technologies, Littleton, MA; U.S. Army Natick Soldier Center, Natick, MA		8. PERFORMING ORGANIZATION REPORT NUMBER	
		10. SPONSOR/MONITOR'S ACRONYM(S)	
9. SPONSORING/MONITORING AGENCY NAME(S) AND ADDRESS(ES)		11. SPONSOR/MONITOR'S REPORT NUMBER(S)	
		12. DISTRIBUTION/AVAILABILITY STATEMENT Approved for public release, distribution unlimited	
13. SUPPLEMENTARY NOTES See also ADM001736, Proceedings for the Army Science Conference (24th) Held on 29 November - 2 December 2005 in Orlando, Florida. , The original document contains color images.			
14. ABSTRACT			
15. SUBJECT TERMS			
16. SECURITY CLASSIFICATION OF:			17. LIMITATION OF ABSTRACT
a. REPORT unclassified	b. ABSTRACT unclassified	c. THIS PAGE unclassified	UU
			18. NUMBER OF PAGES 2
			19a. NAME OF RESPONSIBLE PERSON

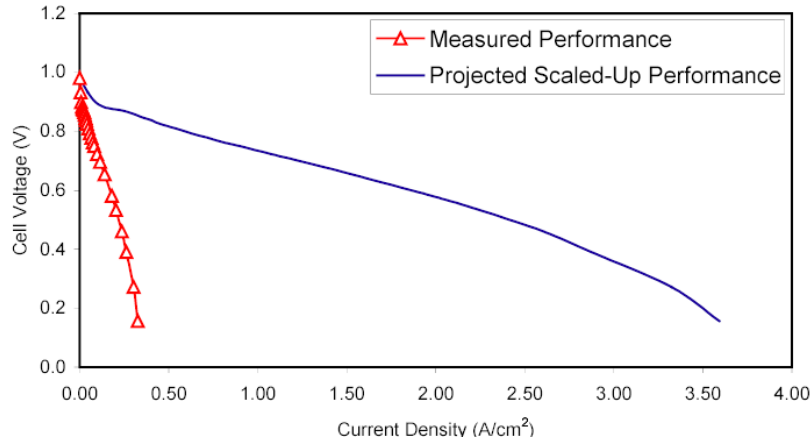


Figure 3. Expected performance improvement via improved electrodes and higher temperature operation

Based on projected operational current density of 2 A/cm², the required active surface area is on the order of 1000 cm² (Figure 4). This size AFC would weigh only 100 – 200g, a small fraction of the 30lb UGR-E unit. Based on these weights, the AFC will provide almost 20W/g of weight added, in the form of heat or power. In

the form of heat, this equates to almost 20% of the UGR-E heat output, leading to a reduction in the mass of magnesium heater required. More importantly, the hazard created by the hydrogen has been treated, while still yielding over 300 W-hours of power from the UGR-E; power that will ultimately benefit the Soldier.

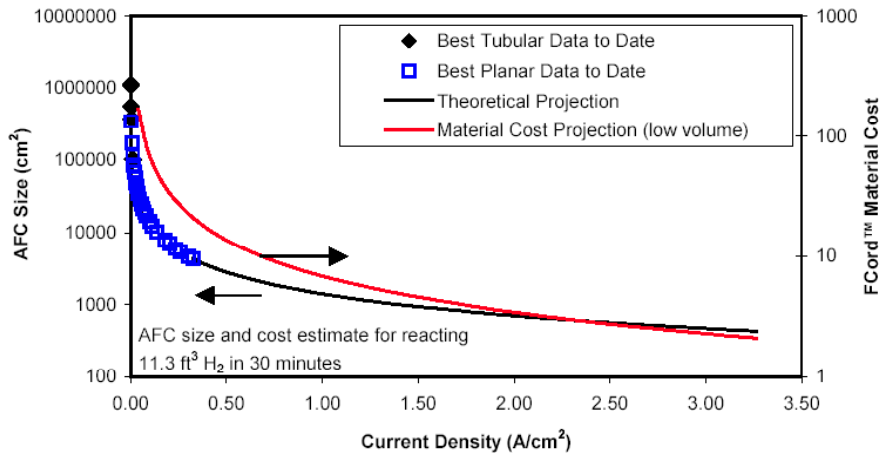


Figure 4. Size reduction of the AFC reactor/heater with increasing current density