

A NEW JOINING/FABRICATION TECHNIQUE FOR COLLECTIVE PROTECTION: THE DURASEAL™ SEAM

Christine W. Jarvis, Robert Bennett, Danna Blankenship, and Charlotte Pierce
Clemson Apparel Research, 500 Lebanon Rd., Pendleton, SC 29670
cwjrv@clemson.edu, 864-646-8454

ABSTRACT

The desirable barrier properties of highly engineered fabrics for collective protection are frequently degraded by the techniques used for joining the fabric pieces. Joining techniques such as sewing penetrate the material barriers with thousands of needle holes which must be resealed to reform the material barrier. With funding from SBCCOM, Clemson Apparel Research has developed a new technique for forming the joint, a Duraseal™ seam. The Duraseal™ seam is formed with a separate heat fusible polymeric film; the configuration of the seam is designed to minimize typical deficiencies in stitchless seams such as reduced peel strength. This paper describes the formation of the seam and presents results of the seam performance on collective protection fabrics.

INTRODUCTION

Materials for collective protection are highly engineered fabrics, frequently with one or more barrier layers. A typical material is shown in Figure 1. This vinyl coated polyester fabric demonstrates good mechanical properties and has proved to be a good shelter material.




Figure 1 Vinyl-coated woven polyester shelter fabric.

Report Documentation Page

Form Approved
OMB No. 0704-0188

Public reporting burden for the collection of information is estimated to average 1 hour per response, including the time for reviewing instructions, searching existing data sources, gathering and maintaining the data needed, and completing and reviewing the collection of information. Send comments regarding this burden estimate or any other aspect of this collection of information, including suggestions for reducing this burden, to Washington Headquarters Services, Directorate for Information Operations and Reports, 1215 Jefferson Davis Highway, Suite 1204, Arlington VA 22202-4302. Respondents should be aware that notwithstanding any other provision of law, no person shall be subject to a penalty for failing to comply with a collection of information if it does not display a currently valid OMB control number.

1. REPORT DATE 2006		2. REPORT TYPE		3. DATES COVERED 00-00-2006 to 00-00-2006	
4. TITLE AND SUBTITLE A New Joining/Fabrication Technique for Collective Protection: The Duraseal(TM) Seam				5a. CONTRACT NUMBER	
				5b. GRANT NUMBER	
				5c. PROGRAM ELEMENT NUMBER	
6. AUTHOR(S)				5d. PROJECT NUMBER	
				5e. TASK NUMBER	
				5f. WORK UNIT NUMBER	
7. PERFORMING ORGANIZATION NAME(S) AND ADDRESS(ES) Clemson Apparel Research,500 Lebanon Road,Pendleton,SC,29670				8. PERFORMING ORGANIZATION REPORT NUMBER	
9. SPONSORING/MONITORING AGENCY NAME(S) AND ADDRESS(ES)				10. SPONSOR/MONITOR'S ACRONYM(S)	
				11. SPONSOR/MONITOR'S REPORT NUMBER(S)	
12. DISTRIBUTION/AVAILABILITY STATEMENT Approved for public release; distribution unlimited					
13. SUPPLEMENTARY NOTES The original document contains color images.					
14. ABSTRACT see report					
15. SUBJECT TERMS					
16. SECURITY CLASSIFICATION OF:			17. LIMITATION OF ABSTRACT	18. NUMBER OF PAGES 7	19a. NAME OF RESPONSIBLE PERSON
a. REPORT unclassified	b. ABSTRACT unclassified	c. THIS PAGE unclassified			

This type of fabric is routinely cut into shaped pieces as part of the shelter fabrication process. The pieces are typically joined together using a sewn seam.




Figure 2 Sewn seam in vinyl-coated polyester shelter fabric.

If the sewing thread is removed, then the needle holes are readily apparent. The needle holes occupy a substantial fraction of the length of the sewn seam.




Figure 3 Needle holes in vinyl-coated polyester shelter fabric.

A filler material such as an adhesive-backed fabric tape is used to close over the needle holes in the seam. This step is more time-consuming than the original mechanical seaming process to produce the seam.



Figure 4 Taping of the sewn seam in a vinyl-coated polyester shelter fabric.

One potential problem with taped seams is their lack of peel strength which leads to delamination of the sealed seam.




Figure 5 Peeling of seam tape from vinyl-coated polyester shelter fabric.

Stitchless Techniques

Non-sewing or stitchless techniques can be substituted for the sewn seams. Commercially available stitchless techniques include the use of ultrasonics, radio frequency RF (dielectric) welding, adhesives and combinations of these techniques. In general, the techniques all suffer from specificity of the technique to a substrate material and poor peel strength. For instance, RF welding is limited to materials which undergo a change in their dipole moment during the absorption of the RF energy. Halogenated materials such as PVC are the best candidates for this technique. Careful selection of the application process can generally result in seams with grab strength comparable to a sewn seam; that is, the seam strength is often limited by failure of the fabric tensile strength rather than the seam itself. Peel strength problems can sometimes be

overcome by the design of seams; seams which cross and seal each other reduce the problem but do not eliminate it.

The limitations of these commercial techniques restrict the flexibility of the collection protection designer, particularly in working with new barrier materials.

The Duraseal™ Seam

Because of the limitations of existing seaming techniques and our need to work with materials with unusual coatings for collective protection, Clemson Apparel Research looked for different seaming techniques which would address these problems. The seam configuration which we term a Duraseal™ seam is designed to be both broad in its application to different substrates and to minimize the peel problem. A Duraseal™ seam is shown in Figure 6.




Figure 6 A Duraseal™ seam in a vinyl-coated polyester shelter fabric.

The Duraseal™ seam is approximately one-half the thickness of a typical double needle felled seam (LSa2).




Figure 7 Cross-sectional view of conventional sewn seam (LSa2).



Figure 8 Cross-sectional view of Duraseal™ seam.

One of the reasons for the good peel and grab strengths of the Duraseal™ seam is the penetration of the fusible polymeric film through the thickness of the seam. The polymeric film is heat activated and adds mechanical strength as well as adhesion in the seam area.

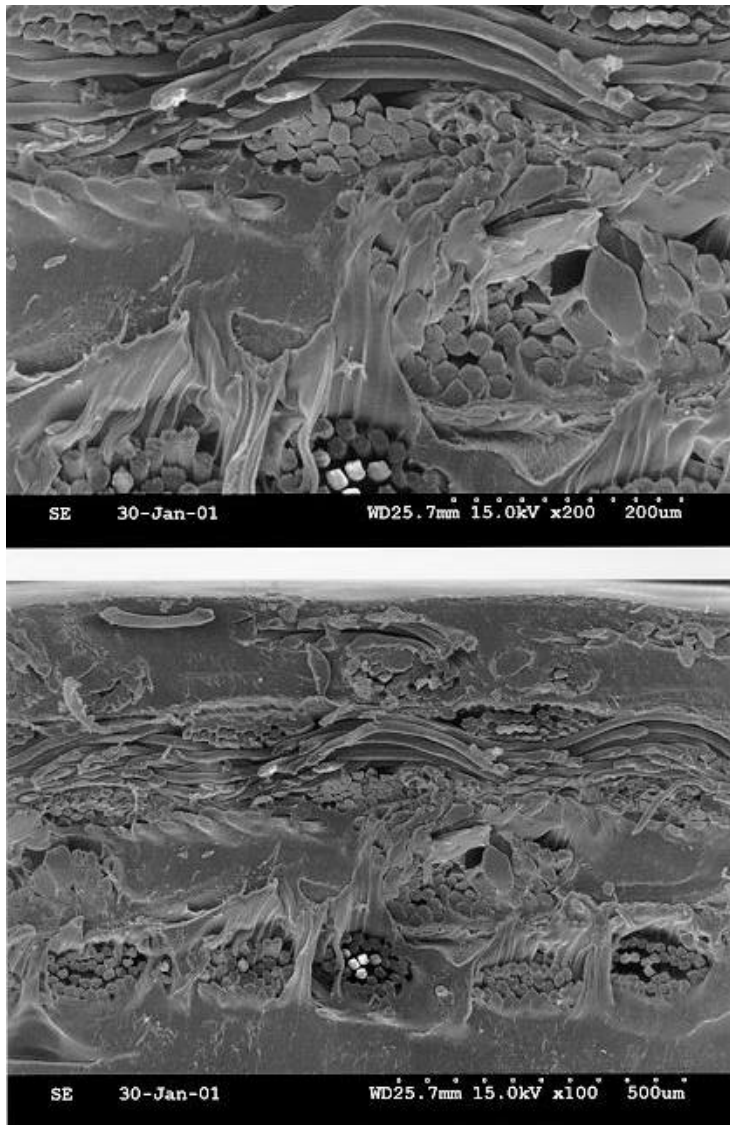


Figure 9 Photomicrograph cross sectional view of Duraseal™ in tri-layer laminate.

Testing of Seam Properties

Samples of a Duraseal™ seam in a laminated barrier fabric for chemical/biological protection were tested in the Netherlands with a challenge of agent HD. There was no penetration of the seam observed during the test time of 24 hours.

Seam efficiency tests were performed on Duraseal™ seams in several coated protection fabrics. Fabrics tested so far include the vinyl-coated woven polyester, a urethane-coated woven Kevlar™, several PTFE-finished woven fabrics, and a group of silicone-coated woven materials. Values of 85-100% (relative to the fabric strength without the seam) were observed except for the silicone-coated materials. Insufficient adhesion to the silicone-coated materials causes the development of minimal seam strength; selection of a more appropriate film adhesive should address this problem. (In general, there are a limited number of satisfactory adhesives for

silicone-coated materials, particularly ones which are compatible with the production of collection protection products.)

Production Processes

Many stitchless production techniques, particularly ones which use adhesives, are only marginally compatible with the production lines and operations used in commercial manufacturing facilities for collective protection. Atmospheric release of solvents, adhesives with long green times before any substantial strength is developed, tacky materials are some examples of properties which are not compatible with the typically dry, high speed processes in manufacturing facilities.

The DurasealTM seam was designed to address these problems. Formation of the seam requires the use of a dry, polymeric film which is heat fused to the substrate materials. The major limitation of the current process is the time and configuration required for fusing. Commercially available fusing equipment (such as supplied by Queen Light or Seamtek) can be used for forming the seams but the production speed is slow, comparable to taping speeds for these machines. Clemson Apparel Research is continuing to explore other machine configurations which would be flexible but also faster.

CONCLUSIONS

The DurasealTM technology has been shown to produce excellent grab strength, good peel strength seams appropriate for use in collective protection products. The polymeric film adhesives used to date are compatible with a wide variety of fabrics with the exception of silicone-coated materials. The seams in one protective material show 24-hour holdout of an HD challenge. In addition, the processes necessary for forming the seams are compatible with typical fabrication techniques used in commercial production.

ACKNOWLEDGEMENTS

Financial and technical support for this work are gratefully acknowledged from the US Army, SBCCOM, Natick, MA, DAAD16-00-C-9292; Mr. Stephen Szczesuil, COR.