

Computation of Cavity Flow by Finite Element Method with Finite Spectral Shape Function

Jian-Ping Wang¹, Yoshiaki Nakamura², Ting-Wen Li³

1. College of Environmental Sciences, Peking University, Beijing 100871, China, wangjp@pku.edu.cn
2. Department of Aerospace Engineering, Nagoya University, Nagoya 464-8603, Japan
3. Dept. of Mechanics and Engineering Science, Peking University, Beijing 100871, China, litingwen78@163.com

Abstract

The streamfunction-vorticity equations for two-dimensional cavity flow are solved by a new finite element method which uses finite spectral basis functions as shape functions for rectangular elements. Simulations for several cases with different Reynolds numbers are performed. Good agreement was obtained in the comparison between the present results with the benchmark solutions.

Keyword: driven cavity flow, finite spectral method, finite element method

1. Introduction

During the past decades, Finite Element Methods (FEMs) have been recognized to be powerful tools in the solution of numerous flow problems. More and more methods based on FEM were developed and yielded many satisfactory results in various problems.

The finite spectral method based on non-periodic Fourier integral has succeeded in dealing with spectral methods pointwise [1,2] and has been successfully applied to classical schemes such as NND, ENO etc[3,4]. It is characterized by local property, non-periodicity, orthogonal relation, efficiency and simplicity. This makes it possible to apply finite spectral method to finite element method by using Wang Kernal as Shape functions. In order to verify whether it is applicable, we take driven cavity flow as a test problem and compare the numerical results of this problem with the benchmark solutions.

2. Wang Kernal

Expanding the discrete pulse function

$$f_j = \begin{cases} 1 & \text{if } j=0 \\ 0 & \text{if } j=\text{others} \end{cases} \quad (1)$$

by Fourier series and truncated off the Nth term, we obtain

$$W_N(x) = \frac{1}{2N} \sum_{n=-N}^N C_n \exp\left(\frac{i\pi nx}{l}\right) = \frac{1}{2N} \sum_{n=-N}^N C_n \cos\left(\frac{\pi nx}{l}\right) \quad (2)$$

where $-l \leq x \leq l$, and C_n takes 0.5 for $n = \pm N$ but 1 for others. Since it is similar to Dirichlet Kernal which is defined on the infinite interval, we call it Wang Kernal. It is easy to expand one-dimensional Wang Kernal to two dimensions. Two-dimensional finite spectral shape function $W_N(x, y)$ is represented as

$$W_N(x, y) = W_N(x) * W_N(y) \quad (3)$$

Hence $W_N(x, y)$ can be used as basis functions in two-dimensional problems.

Report Documentation Page

Form Approved
OMB No. 0704-0188

Public reporting burden for the collection of information is estimated to average 1 hour per response, including the time for reviewing instructions, searching existing data sources, gathering and maintaining the data needed, and completing and reviewing the collection of information. Send comments regarding this burden estimate or any other aspect of this collection of information, including suggestions for reducing this burden, to Washington Headquarters Services, Directorate for Information Operations and Reports, 1215 Jefferson Davis Highway, Suite 1204, Arlington VA 22202-4302. Respondents should be aware that notwithstanding any other provision of law, no person shall be subject to a penalty for failing to comply with a collection of information if it does not display a currently valid OMB control number.

1. REPORT DATE 14 APR 2005	2. REPORT TYPE N/A	3. DATES COVERED -	
4. TITLE AND SUBTITLE Computation of Cavity Flow by Finite Element Method with Finite Spectral Shape Function		5a. CONTRACT NUMBER	
		5b. GRANT NUMBER	
		5c. PROGRAM ELEMENT NUMBER	
6. AUTHOR(S)		5d. PROJECT NUMBER	
		5e. TASK NUMBER	
		5f. WORK UNIT NUMBER	
7. PERFORMING ORGANIZATION NAME(S) AND ADDRESS(ES) College of Environmental Sciences, Peking University, Beijing 100871, China		8. PERFORMING ORGANIZATION REPORT NUMBER	
9. SPONSORING/MONITORING AGENCY NAME(S) AND ADDRESS(ES)		10. SPONSOR/MONITOR'S ACRONYM(S)	
		11. SPONSOR/MONITOR'S REPORT NUMBER(S)	
12. DISTRIBUTION/AVAILABILITY STATEMENT Approved for public release, distribution unlimited			
13. SUPPLEMENTARY NOTES See also ADM001800, Asian Computational Fluid Dynamics Conference (5th) Held in Busan, Korea on October 27-30, 2003. , The original document contains color images.			
14. ABSTRACT			
15. SUBJECT TERMS			
16. SECURITY CLASSIFICATION OF:			17. LIMITATION OF ABSTRACT
a. REPORT unclassified	b. ABSTRACT unclassified	c. THIS PAGE unclassified	UU
			18. NUMBER OF PAGES 6
			19a. NAME OF RESPONSIBLE PERSON

3. Computation of Cavity Flow

3.1 Problem description

The computation of the cavity flow in the square domain has been viewed as one of the standard test problem. The problem consists of a square cavity totally filled with an incompressible viscous fluid and a top wall moving with constant velocity. The problem description is shown in Fig. 1.

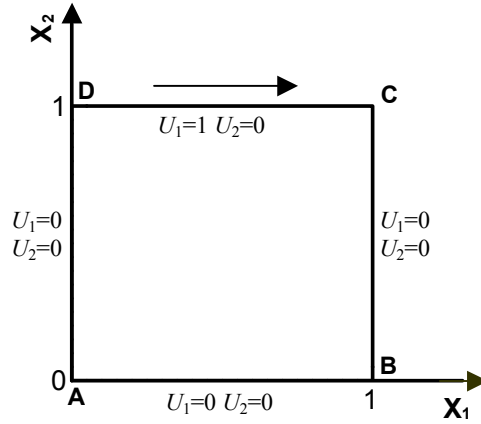


Fig. 1. Driven cavity flow problem description

3.2 Governing equations

For two-dimensional incompressible laminar flows, the Navier-Stokes equations can be written in streamfunction-vorticity formulation. The streamfunction and vorticity equations can be written in dimensionless form as [5]

$$\frac{\partial^2 \psi}{\partial X_1^2} + \frac{\partial^2 \psi}{\partial X_2^2} = -\omega \quad (4)$$

and

$$\frac{\partial \omega}{\partial t} + U_1 \frac{\partial \omega}{\partial X_1} + U_2 \frac{\partial \omega}{\partial X_2} = \frac{1}{\text{Re}} \left(\frac{\partial^2 \omega}{\partial X_1^2} + \frac{\partial^2 \omega}{\partial X_2^2} \right) \quad (5)$$

where ψ is the streamfunction, $X_i (i = 1, 2)$ are dimensionless Cartesian co-ordinates,

$$U_1 = \frac{\partial \psi}{\partial X_2} \quad (6)$$

and

$$U_2 = -\frac{\partial \psi}{\partial X_1} \quad (7)$$

are the velocity components in the X_1 - and X_2 -directions respectively,

$$\omega = \frac{\partial U_2}{\partial X_1} - \frac{\partial U_1}{\partial X_2} \quad (8)$$

Computation of Cavity Flow by Finite Element Method with Finite Spectral Shape Function

is the vorticity, t is the time and Re is the Reynolds number.

The boundary conditions of driven cavity flow are given as follow, the walls are no-slip boundaries, the value of the streamfunction is known

$$\psi = 0 \quad (9)$$

since the walls are also streamlines. In the procurement of the wall vorticity, utilize the tangential component of velocity and the streamfunction's value near walls[6].

3.3 Finite element formulation

In the element, the unknown variables can be approximated by means of the standard expansions

$$\psi \approx \sum_{i=1}^n N_i \psi_i \quad (10)$$

$$\omega \approx \sum_{i=1}^n N_i \omega_i \quad (11)$$

where N_i are two-dimensional finite spectral basis function, ψ_i and ω_i are nodal values of ψ and ω respectively and n is the number of nodes in the element. Following the Bubnov-Galerkin method, equations (4) and (5) can be written in matrix form as

$$A_{ij}^{(e)} \psi_j - B_{ij}^{(e)} \omega_j = C_i^{(e)} \quad (12)$$

$$D_{ij}^{(e)} \omega_{j,t} + E_{ijk}^{(e)} \psi_j \omega_k + F_{ij}^{(e)} \omega_j = G_i^{(e)} \quad (13)$$

In the above equations

$$A_{ij}^{(e)} = \iint_{\Omega^{(e)}} (N_{i,X_1} N_{j,X_1} + N_{i,X_2} N_{j,X_2}) d\Omega \quad (14)$$

$$B_{ij}^{(e)} = \iint_{\Omega^{(e)}} N_i N_j d\Omega \quad (15)$$

$$C_i^{(e)} = \iint_{\Gamma^{(e)}} N_i q_\psi d\Omega \quad (16)$$

$$D_{ij}^{(e)} = \iint_{\Omega^{(e)}} N_i N_j d\Omega \quad (17)$$

$$E_{ijk}^{(e)} = \iint_{\Omega^{(e)}} N_i (N_{j,X_2} N_{k,X_1} - N_{j,X_1} N_{k,X_2}) d\Omega \quad (18)$$

$$F_{ij}^{(e)} = \frac{1}{Re} \iint_{\Omega^{(e)}} (N_{i,X_1} N_{j,X_1} + N_{i,X_2} N_{j,X_2}) d\Omega \quad (19)$$

$$G_i^{(e)} = \frac{1}{Re} \iint_{\Gamma^{(e)}} N_i q_\omega d\Omega \quad (20)$$

q_ψ and q_ω are natural boundary conditions of ψ and ω respectively.

3.4 Results and discussion

Using finite element method with finite spectral basis functions, the streamfunction-vorticity equations for two-dimensional cavity flow are uncoupled and solved in sequence on uniformly spaced grids of elements consisting of 21×21 mesh points. The discrete elements are 4-node rectangular elements. Results for $Re = 100, 400, 1000$ are obtained. The figures of contours of streamfunction and contours of vorticity for $Re = 400$ shown in Fig. 2 are similar to previous work [5].

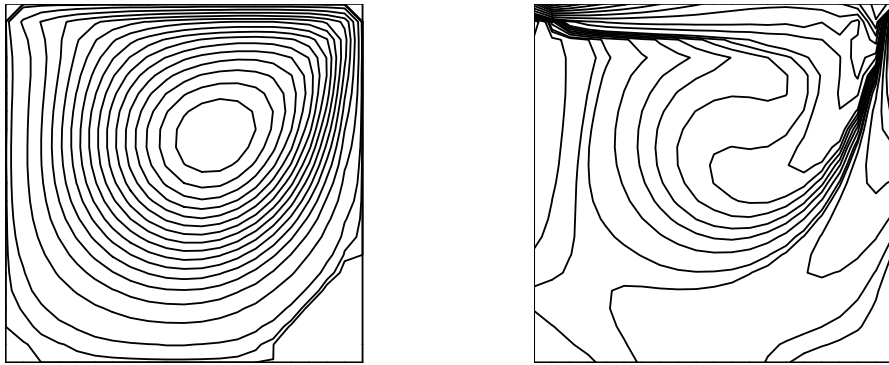
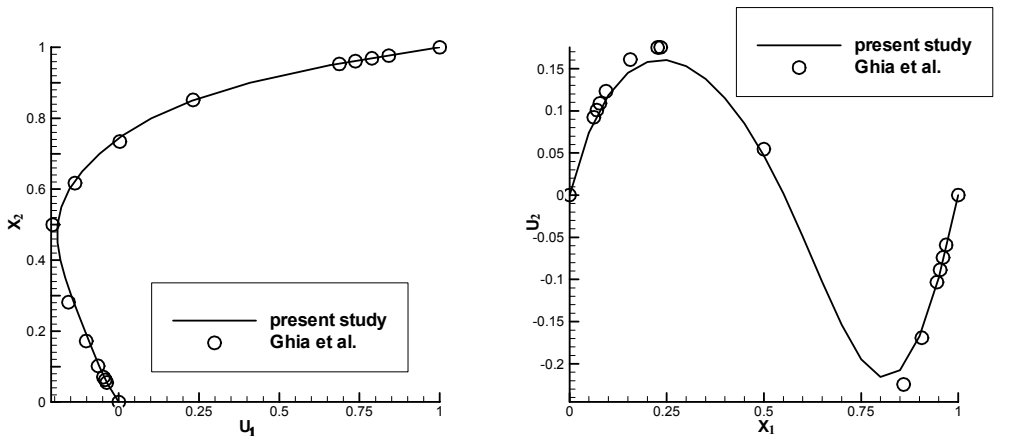


Fig. 2. Contours of streamfunction and contours of vorticity for Re=400

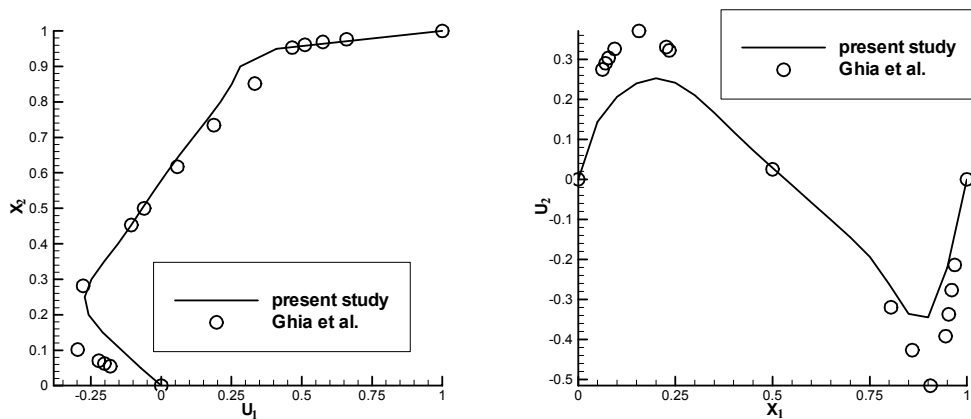
In Fig.3 and Fig.4 we compare the centerline velocity profiles with benchmark solutions [7]. the results are not in well agreement When Re=1000. Consequently we increase mesh points to 31×31 and acquire better results shown in Fig. 5.



U_1 -velocity along vertical centerline

U_2 -velocity along horizontal centerline

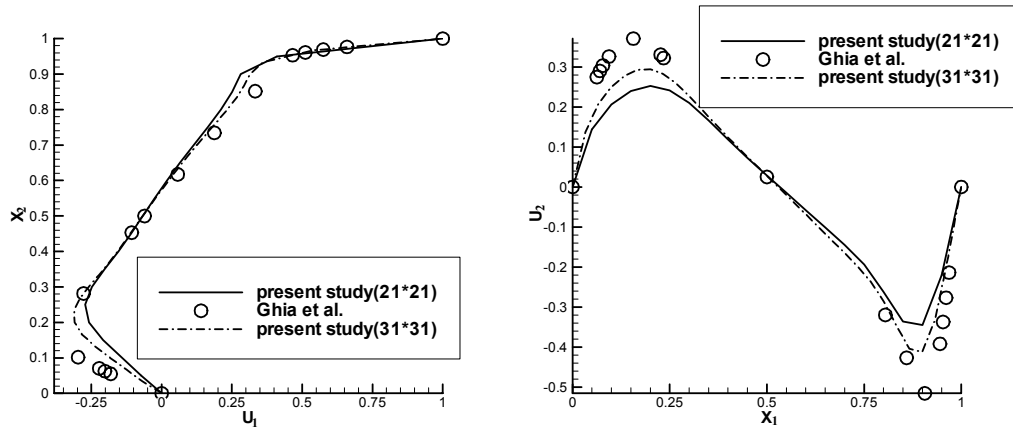
Fig. 3. Velocity profiles along the centreline with 21×21 mesh at Re=100



U_1 -velocity along vertical centerline

U_2 -velocity along horizontal centerline

Fig. 4. Velocity profiles along the centreline with 21×21 mesh at Re=1000



U_1 -velocity along vertical centerline

U_2 -velocity along horizontal centerline

Fig. 5. velocity profiles along the centreline with 31×31 mesh at $Re=1000$

In Fig. 6. we compare the centerline velocity profiles with previous finite element solutions[8] and find out that They are in well agreement .

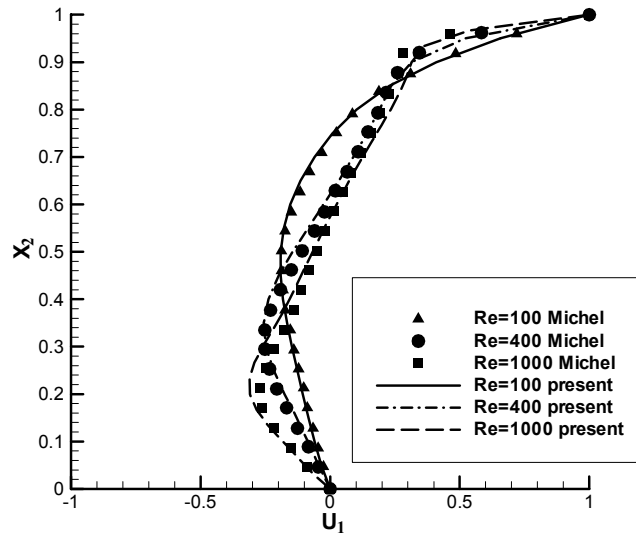


Fig. 6. comparison with previous finite element solution[8]

4. Conclusions

In this paper, we use finite spectral basis functions as interpolation functions for rectangular elements and solve the streamfunction-vorticity equations for two-dimensional cavity flow. Results are in well agreement with previous solutions. These prove that the spectral basis functions are applicable and effective and this method can be used in solving other problems.

References

- [1] Wang J. P., "Finite Spectral Method based on Non-Periodic Fourier Transform", *Computers & Fluids*, Vol. 27, (1998), pp. 639-644.
- [2] Wang J. P., "Finite Spectral Method for Compressible and Incompressible Flows", *Computational Fluid Dynamics Journal*, Vol. 10, (2002), pp. 569-574.
- [3] Liu, H.W., Wang, J.P. and Liu, Y.F., Finite Spectral Essentially Non-Oscillatory Scheme, *Proceedings of the 2nd International Conference of Computational Fluid Dynamics (ICCFD)*, Sydney 2002, (in press).

- [4] Liu, H.W., Wang, J.P., Construction and Application of Finite Spectral ENO Scheme, *Chinese Journal of Applied Mechanics*(accepted).
- [5] M. F. Peeters, W. G. Habashi and E. G. Dueck, "Finite Element Stream Function-Vorticity Solutions of The Incompressible Navier-Stokes Equations", *International Journal For Numerical Methods In Fluids*, Vol. 7, (1987), pp 17-27.
- [6] G. Comini, M. Manzan and C. Nonino, "Finite Element Solution of The Streamfunction-Vorticity Equations for Incompressible Two-Dimensional Flows", *International Journal For Numerical Methods In Fluids*, Vol. 19, (1994), pp 513-525.
- [7] U. Ghia, K. N. Ghia and C. T. Shin, "High-Re Solutions For Incompressible Flow Using The Navier-Stokes Equations And A Multigrid Method", *Journal Of Computational Physics* Vol 48 (1982), pp 38-411.
- [8] Bercovier M. and Engelman M., A Finite Element for the Numerical Solution of Viscous Incompressible Flows, *Journal of Computational Physics* 1979, 30:181-201.