

Dugway Proving Ground



DPG



**The Nation's
Chemical & Biological
Defense Proving Ground**



Report Documentation Page

Form Approved
OMB No. 0704-0188

Public reporting burden for the collection of information is estimated to average 1 hour per response, including the time for reviewing instructions, searching existing data sources, gathering and maintaining the data needed, and completing and reviewing the collection of information. Send comments regarding this burden estimate or any other aspect of this collection of information, including suggestions for reducing this burden, to Washington Headquarters Services, Directorate for Information Operations and Reports, 1215 Jefferson Davis Highway, Suite 1204, Arlington VA 22202-4302. Respondents should be aware that notwithstanding any other provision of law, no person shall be subject to a penalty for failing to comply with a collection of information if it does not display a currently valid OMB control number.

1. REPORT DATE 01 OCT 2005		2. REPORT TYPE N/A		3. DATES COVERED -	
4. TITLE AND SUBTITLE Inactivation of Bacillus anthracis Spores in Drinking Water by Mixed Oxidant Solution				5a. CONTRACT NUMBER	
				5b. GRANT NUMBER	
				5c. PROGRAM ELEMENT NUMBER	
6. AUTHOR(S)				5d. PROJECT NUMBER	
				5e. TASK NUMBER	
				5f. WORK UNIT NUMBER	
7. PERFORMING ORGANIZATION NAME(S) AND ADDRESS(ES) US Army Dugway Proving Ground				8. PERFORMING ORGANIZATION REPORT NUMBER	
9. SPONSORING/MONITORING AGENCY NAME(S) AND ADDRESS(ES)				10. SPONSOR/MONITOR'S ACRONYM(S)	
				11. SPONSOR/MONITOR'S REPORT NUMBER(S)	
12. DISTRIBUTION/AVAILABILITY STATEMENT Approved for public release, distribution unlimited					
13. SUPPLEMENTARY NOTES See also ADM001851, Proceedings of the 2003 Joint Service Scientific Conference on Chemical & Biological Defense Research, 17-20 November 2003. , The original document contains color images.					
14. ABSTRACT					
15. SUBJECT TERMS 23					
16. SECURITY CLASSIFICATION OF:			17. LIMITATION OF ABSTRACT UU	18. NUMBER OF PAGES 43	19a. NAME OF RESPONSIBLE PERSON
a. REPORT unclassified	b. ABSTRACT unclassified	c. THIS PAGE unclassified			



Inactivation of *Bacillus anthracis* Spores in Drinking Water by Mixed Oxidant Solution

**John D. Wright, James G. Bragg
(DPG) and Wesley L. Bradford
(Los Alamos Technical Assoc.)**



The Nation's Chemical & Biological Defense Proving Ground





Background

- Soldiers in some tactical scenarios do not have access to quartermaster potable water supplies.
- When calcium hypochlorite is used as a water disinfectant, a high free available chlorine concentration (FAC) is required to kill *B. anthracis* spores.
- Hypochlorite is toxic at levels around 190 mg/kg body weight.



The Nation's Chemical & Biological Defense Proving Ground





Background, cont.

- Water treated with calcium hypochlorite at a level to kill anthrax spores is neither potable nor palatable.



The Nation's Chemical & Biological Defense Proving Ground





Chemistry

- FAC is the concentration of $\text{Cl}_2 + \text{HOCl} + \text{OCl}^-$ (expressed as Cl_2) and is the most chemically reactive and biocidal form of chlorine commonly used for disinfection
- Hypochlorous acid (HOCl) is the predominant form of FAC at $\text{pH} < 7.2$.
- Optimum biocidal effectiveness of FAC occurs at $\text{pH} 6.0$ to 7.5 .



The Nation's Chemical & Biological Defense Proving Ground





Chemistry, cont.

- At high pH HOCl dissociates primarily to hypochlorite ion ($\text{OCl}^- + \text{H}^+$).
- OCl^- is about 1/100 as effective a biocide as is HOCl, but still effective.
- HOCl at $\text{pH} < 4$ forms chlorine gas (Cl_2).
- Combined chlorines are formed from the reaction of FAC with nitrogenous compounds such as ammonia and urea.



The Nation's Chemical & Biological Defense Proving Ground





Chemistry, cont.

- Reactions with ammonia or amino group-containing organic compounds produce chloramines and organic chloramines.
- Chloramines are formed in a step-wise manner as FAC is added resulting in
 - Monochloramine (NH_2Cl)
 - Dichloramine (NHCl_2)
 - Trichloramine (NCl_3)



The Nation's Chemical & Biological Defense Proving Ground





Chemistry, cont.

- Chloramines are weak oxidizing agents and biocides relative to both HOCl and OCl⁻.
- One source suggests that “monochloramine may only have 5% of the disinfecting power of FAC on a time/concentration basis.”



The Nation's Chemical & Biological Defense Proving Ground





Mixed Oxidants

- Produced by the electrolysis of sodium chloride solution
- Complete characterization of the molecular species present has not been possible.
- Characteristics of mixed oxidant activity suggest species are present in addition to HOCl and OCl⁻ (ie. FAC)



The Nation's Chemical & Biological Defense Proving Ground





Mixed Oxidant Advantages

- Rapid disinfection rates
- Removal of biofilms from surfaces of water distribution systems and treatment works
- More stable chlorine residual



The Nation's Chemical & Biological Defense Proving Ground





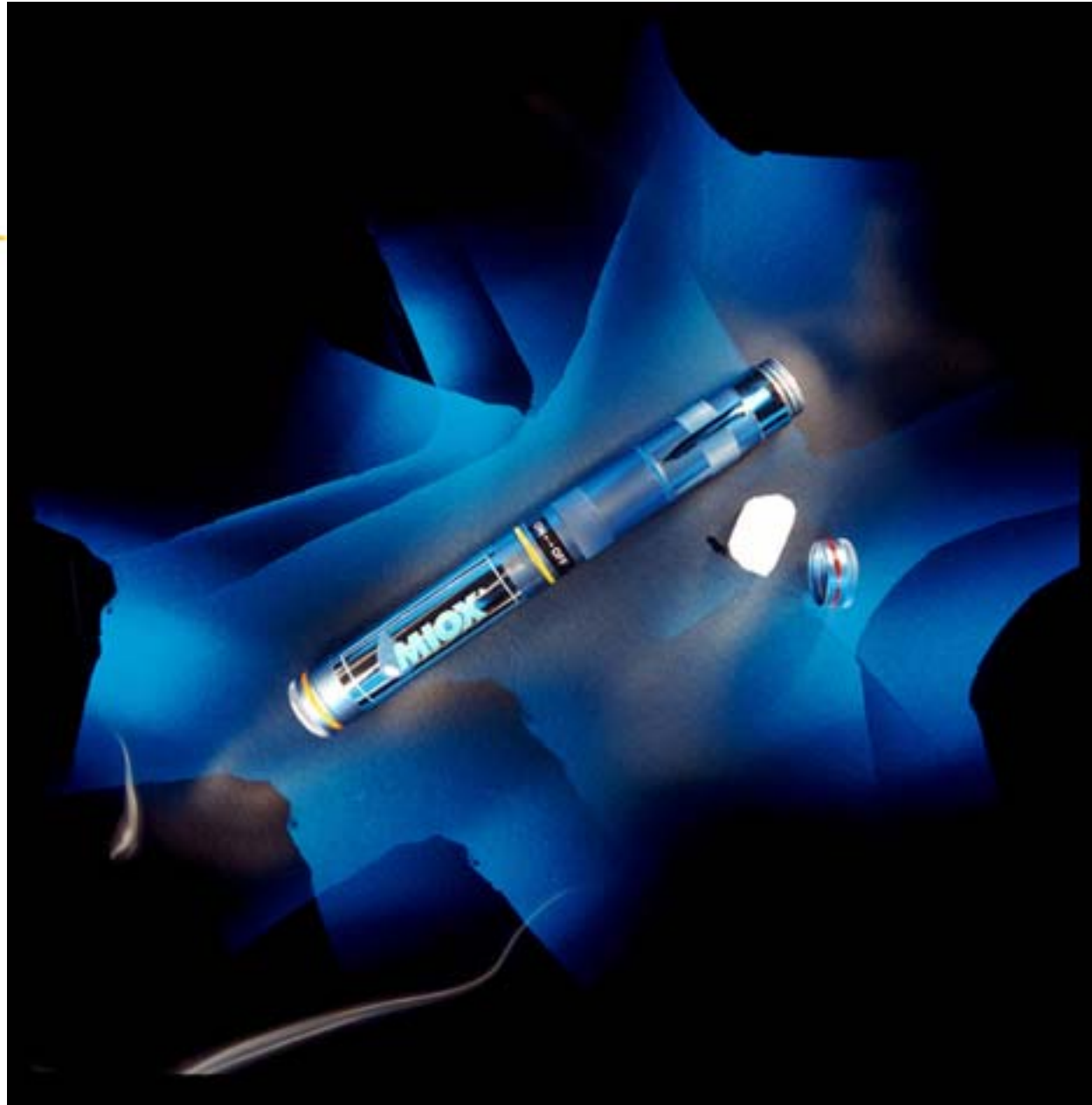
Disinfection Pen

- MIOX Corporation
- Los Alamos Technical Associates funded by DARPA to investigate technology for single soldier use
- Life Sciences Division tasked to provide independent evaluation using simulants and vaccine strains.



The Nation's Chemical & Biological Defense Proving Ground





The Nation's Chemical & Biological Defense Proving Ground





The Nation's Chemical & Biological Defense Proving Ground





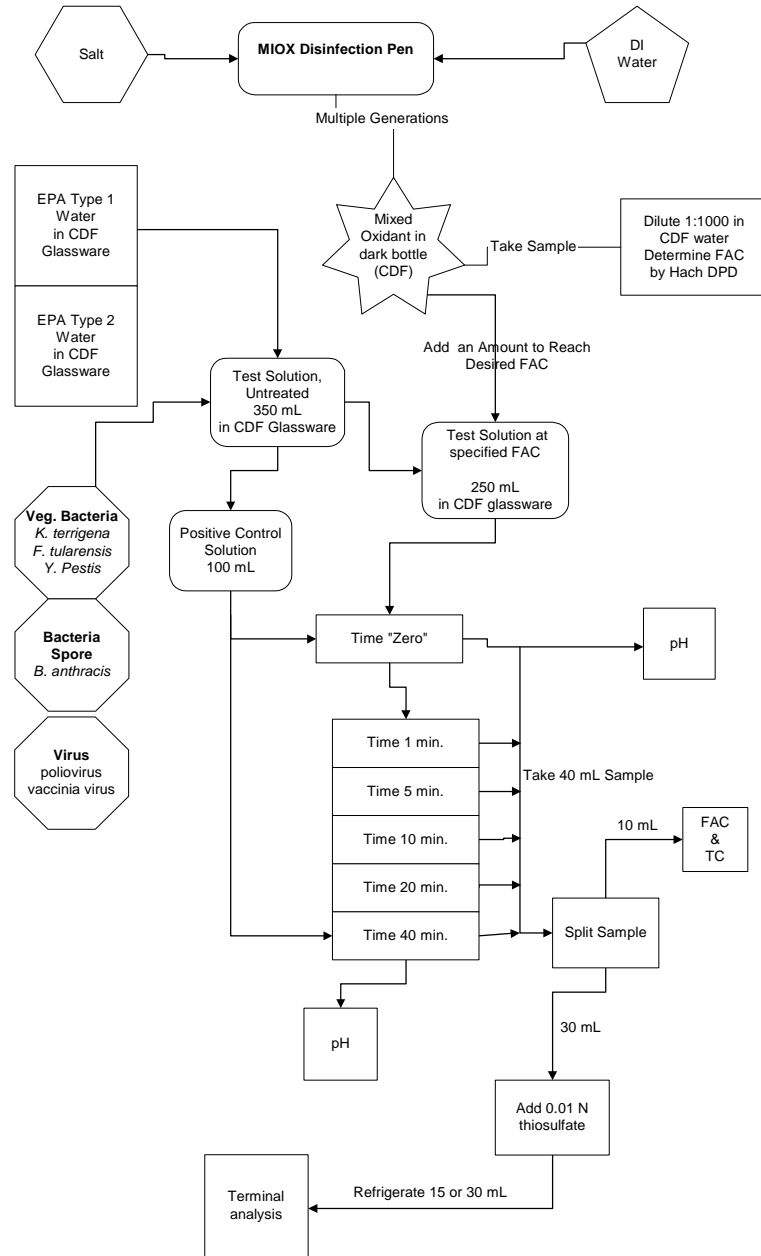
Initial Dugway Studies

- EPA Type 1 Water
 - Free of any chlorine or other disinfectant residue
 - pH 6.5 to 8.5
 - Total organic carbon 0.1 - 5.0 mg/L
 - Turbidity 0.1 to 5 NTU
 - Temperature $20 \pm 5^{\circ}\text{C}$
 - Total dissolved solids (sea salt) 50 - 100 mg/L



The Nation's Chemical & Biological Defense Proving Ground





The Nation's Chemical & Biological Defense Proving Ground





Initial Studies, cont.

- *Bacillus anthracis* strain Sterne
 - spores
 - washed
- Looked for a 6 log reduction
- Challenge dose of 1E7 cfu/mL
- Details of test published as WDTC Document WDTC-IR-01-047



The Nation's Chemical & Biological Defense Proving Ground





Initial Studies, cont.

- Result: The 7 log cfu/mL challenge dose was killed in 40 minutes when treated with MOS at a FAC of 160 mg/L
- Analysis: It would take a soldier 40 MOS generation cycles of the pen to produce the required does in a 1-liter canteen.
- Conclusion: Impractical



The Nation's Chemical & Biological Defense Proving Ground





Follow-on Studies

- *B. anthracis* vegetative cells known to be sensitive to chlorine inactivation
- Pre-treat water with a germinant solution
- Phil Hanna (Univ. of Michigan) suggested
 - 10 mM L-alanine
 - 1 mM serine
 - 1 mM inosine

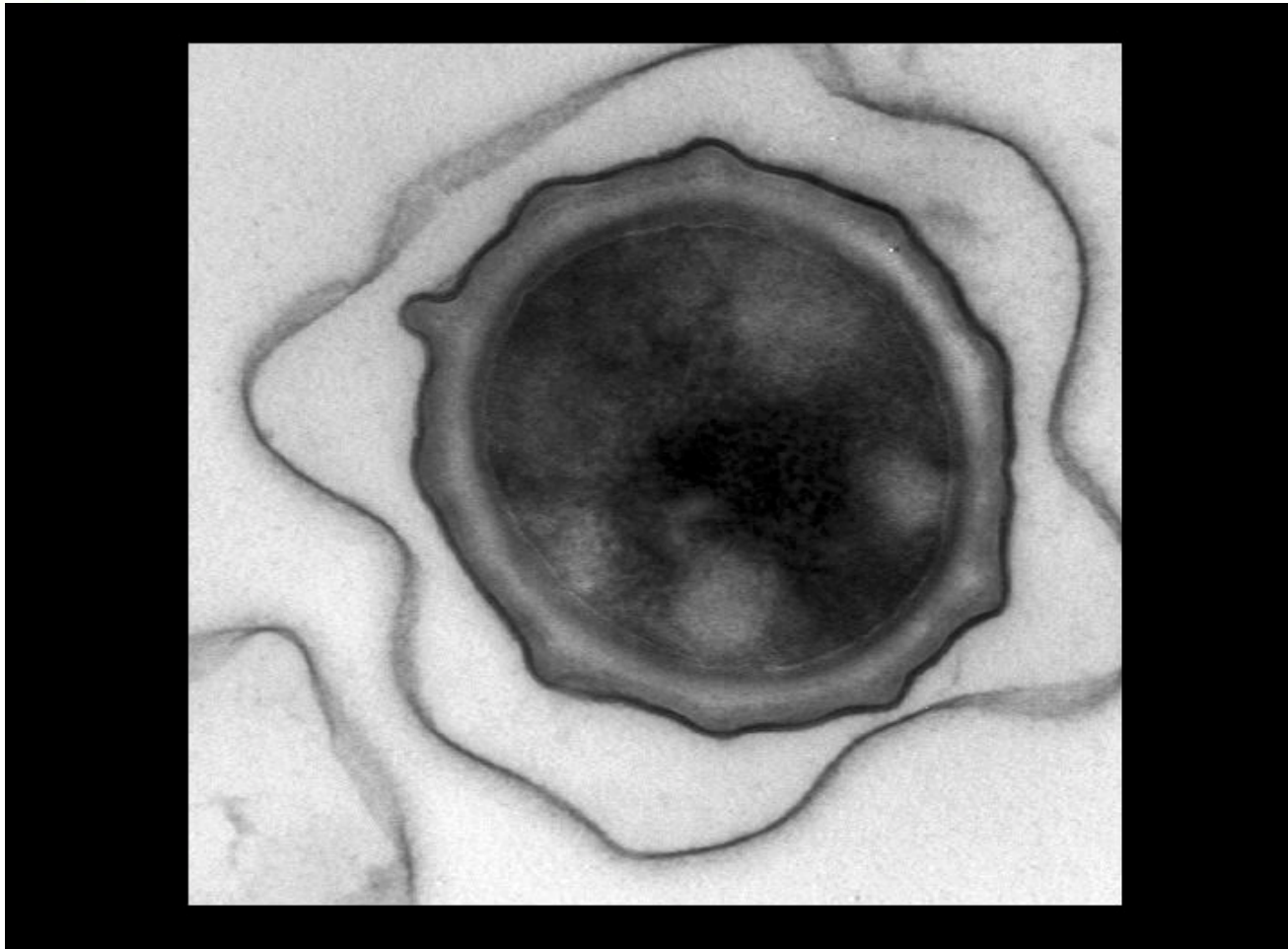


The Nation's Chemical & Biological Defense Proving Ground





Anthrax Spore Ultrastructure

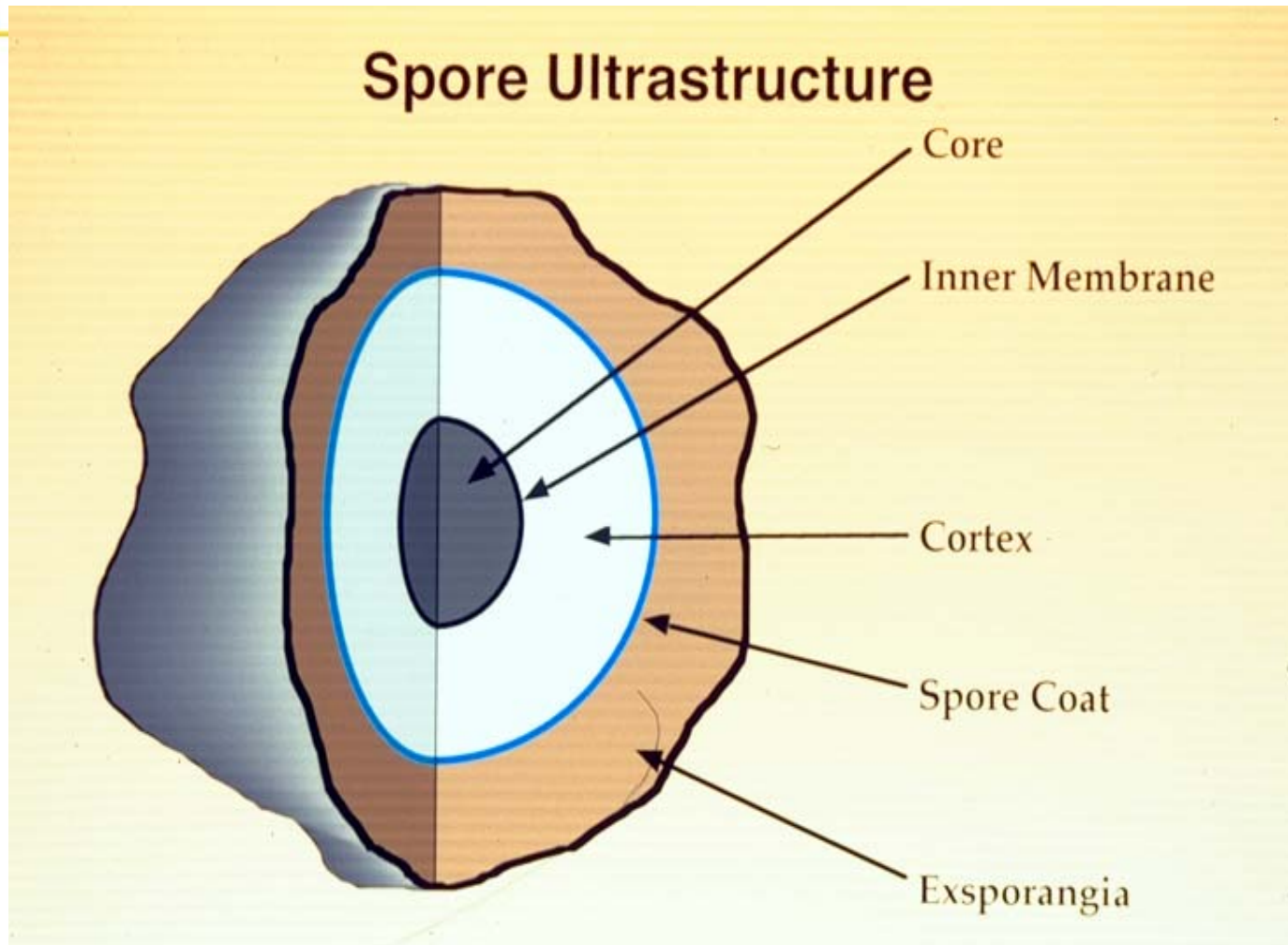


The Nation's Chemical & Biological Defense Proving Ground



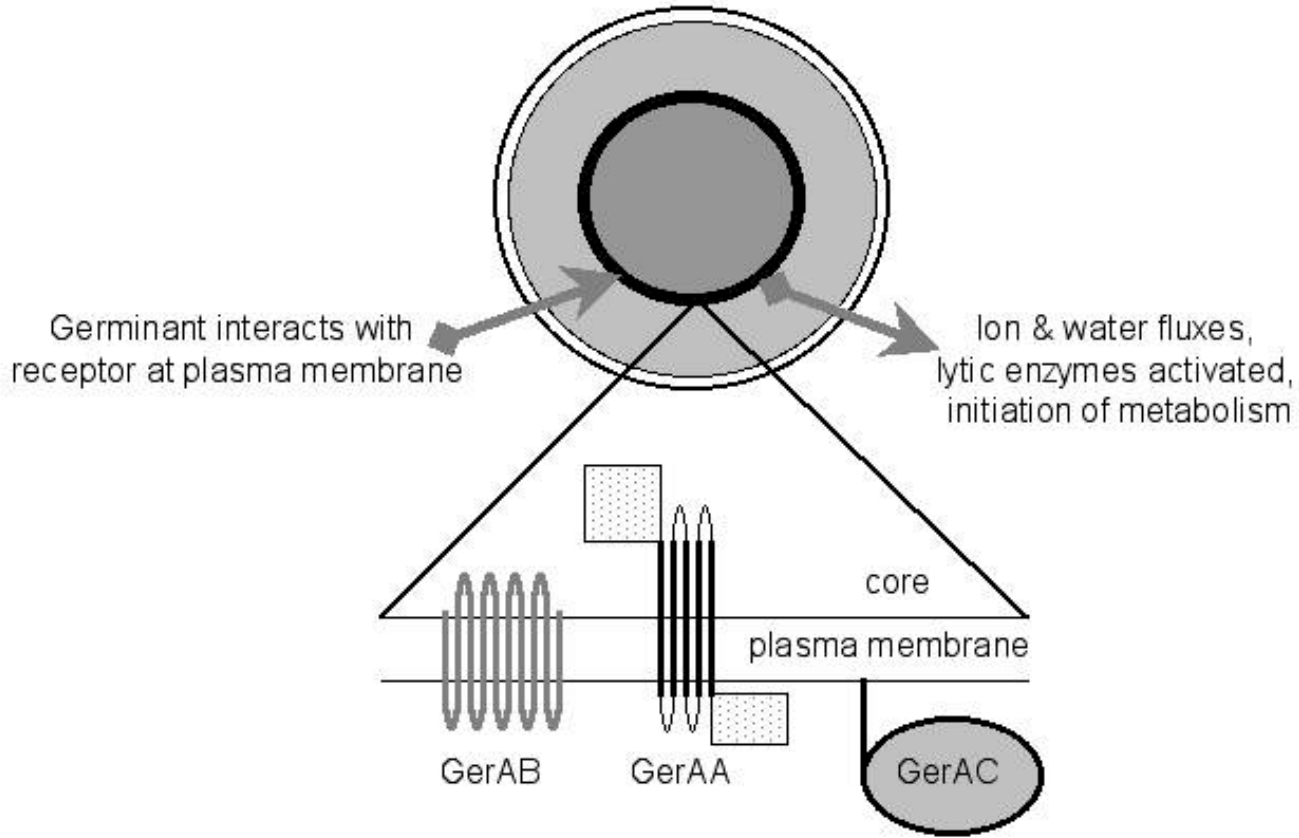


Anthrax Spore Ultrastructure



The Nation's Chemical & Biological Defense Proving Ground







Germinant Method A

- Used sterile tap water (no chlorine demand)
- Add Sterne spores to concentration of 1E6 cfu/mL
- Add germinant, incubate 30 minutes
- Add MOS to calculated FAC of 160 mg/L
- Plate samples at 1, 5, 10, 15, 25, 35, 45, & 60 minutes; incubate overnight



The Nation's Chemical & Biological Defense Proving Ground





Germinant + MOS Results

- Sterne spores would germinate using concentrations 1/10 of those recommended:
 - 1 mM L-Alanine
 - 0.1 mM Serine
 - 0.1 mM Inosine
- Our measure of germination being sensitivity to MOS.
- Germination results consistent with those previously published



The Nation's Chemical & Biological Defense Proving Ground





Method A Results, cont.

- Chlorine demand, germinant ~ 155 mg/L over 25 minutes
- Spores killed in 25 minutes after adding MOS at a final FAC decreasing to ~5.
- Significant increase in killing power of MOS on germinated spores
- Not unexpected



The Nation's Chemical & Biological Defense Proving Ground





Germinant Method B

- Same as Method A except that germinant and MOS were added to the spore suspension within less than 10 seconds of each other



The Nation's Chemical & Biological Defense Proving Ground





Method B Results

- Same as from Method A
- Spores killed in 20-30 minutes without a significant (<10 sec) incubation in germinant.
- **Unexpected result**
- No biochemical explanation evident
- Obvious that the majority of the FAC was being combined with germinants to form organic chloramines almost instantaneously.



The Nation's Chemical & Biological Defense Proving Ground





Organic Studies B

- The preceding results suggested another set of experiments.
- Looking at our results not as a function of germination but as a function of organic chloramine species and the N content of the germinants.



The Nation's Chemical & Biological Defense Proving Ground





Organic Chloramine Studies, cont.

- Theoretical framework from water treatment chemistry
 - A FAC ratio of 5 x N mass concentration (ie. 5 mg FAC/mg N) + 25% should generate organic monochloramine with negligible amounts of organic di- and trichloramine
 - The 25% additional FAC satisfied non-N oxidant demand, determined separately.



The Nation's Chemical & Biological Defense Proving Ground





Organic Chloramine Studies, cont.

- A FAC ratio of $7 \times N$ mass concentration + 25% should generate a combination of organic chloramines, NOT primarily monochloramine
- A FAC ratio of $7.6 \times N + 25\%$ should drive the reaction to breakpoint where the N is released from the chloramines as N_2 and FAC is reduced to Cl^- (ie. both FAC and chloramines reduced in concentration in the water)



The Nation's Chemical & Biological Defense Proving Ground





Organic Chloramine Experiments

- Prepare germinant solution such that $N = 21$ mg/L in $1E6$ cfu/mL Sterne spore suspension
- Dose with $5 \text{ FAC} \times N$ or $7 \text{ FAC} \times N$
- React for 30 minutes at room temperature
- Dose with $7.6 \times N$ to cause breakpoint
- Plates samples at 1, 5, 15, 25, 40, 60, & 90 minutes (no thiosulfate added)



The Nation's Chemical & Biological Defense Proving Ground





L-Ala, Ser, & Inosine: 5 x N

Time (min)	FAC	TC	cfu/mL
1	40	79	5.9E3
5	21	51	1E2
15	14	30	0



The Nation's Chemical & Biological Defense Proving Ground





L-Ala, Ser, & Inosine: 7 x N

Time (min)	FAC	TC	cfu/mL
1	17	32	9E1
5	11	23	3E1
15	7	17	0



The Nation's Chemical & Biological Defense Proving Ground





Organic Chloramine Conclusions

- Both the 7 x N and 5 x N doses against the complete germinant kill the spores within 15 minutes.
- The 5 x N dose has a flatter reaction curve.
- No clear difference between a solution presumably consisting of monochloramines versus a chloramine cocktail.



The Nation's Chemical & Biological Defense Proving Ground





Inorganic Chloramine Study

- Substitute ammonium chloride as the nitrogen source because chloramine generation from this molecule simpler in concept.
- Believed this experiment would be a negative control: assumed organic germinants possess some inherent quality required to explain previous results



The Nation's Chemical & Biological Defense Proving Ground





Inorganic Chloramine Experiment

- Ammonium chloride (NH_4Cl) substituted for germinant solution at same nitrogen concentration (21 mg/L)
 - Preston & Douthit (J Gen Microbiol, 1984) described its co-germinant effects on *B. cereus*.
- A sample was also taken after 15 min treatment and before the second or “breakpoint” 7.6 x N dose was added.



The Nation's Chemical & Biological Defense Proving Ground





NH_4Cl : 5 x N

Time (min)	FAC	TC	cfu/mL
1	9	47	0
5	8	22	0
15	7	17	0



The Nation's Chemical & Biological Defense Proving Ground





NH_4Cl : 7 x N

Time (min)	FAC	TC	cfu/mL
1	5	10	0
5	5	9	0
15	4.5	7.3	0



The Nation's Chemical & Biological Defense Proving Ground





15 Minute Samples

- $5 \times N = < 10 \text{ cfu/mL}$
- $7 \times N = 0 \text{ cfu/mL}$



The Nation's Chemical & Biological Defense Proving Ground





Inorganic Chloramine Conclusions

- A solution of chloramines derived from an inorganic source is capable of inactivating Sterne spores within 15 minutes.
- The effect was evident at 4 mg/L $\text{NH}_4\text{-N}$ (down from 21 mg) but not at 2 mg/L suggesting a very pronounced activation threshold.
- Monochloramines are probably the most active species.



The Nation's Chemical & Biological Defense Proving Ground





Inorganic Conclusions, cont.

- At 4 mg/L $\text{NH}_4\text{-N}$, the MOS dose required (38 mg/L FAC) is practical using the latest version of the Disinfection Pen.
- Preston and Douthit (1983, 1988) conducted experiments with *B. cereus* in which the germinant activity of NH_4Cl was studied in the presence of Ala and other known co-germinants.
- Our results suggest that Sterne spores are sensitive to NH_4Cl alone, probably at some point downstream from the recognition points for organic co-germinants



The Nation's Chemical & Biological Defense Proving Ground





Inorganic Conclusions, cont.

- This effect has been confirmed in preliminary experiments at Phil Hanna's lab in the absence of MOS.



The Nation's Chemical & Biological Defense Proving Ground





Acknowledgements

- Tim Dvorak (Dugway) for technical support in the initial Disinfection Pen experiments
- Phil Hanna (U. Mich.) for advice, encouragement and use of some of his figures.
- MIOX Corporation for provision of Disinfection Pens and figures.
- DARPA for project funding.



The Nation's Chemical & Biological Defense Proving Ground



Dugway Proving Ground



DPG



**The Nation's
Chemical & Biological
Defense Proving Ground**

