

SHIP PRODUCTION COMMITTEE
FACILITIES AND ENVIRONMENTAL EFFECTS
SURFACE PREPARATION AND COATINGS
DESIGN/PRODUCTION INTEGRATION
HUMAN RESOURCE INNOVATION
MARINE INDUSTRY STANDARDS
WELDING
INDUSTRIAL ENGINEERING
EDUCATION AND TRAINING

September 1979
NSRP 0006

THE NATIONAL SHIPBUILDING RESEARCH PROGRAM

Proceedings of the REAPS Technical Symposium

Paper No. 17: Minicomputer Applications for Long Range Planning

U.S. DEPARTMENT OF THE NAVY
CARDEROCK DIVISION,
NAVAL SURFACE WARFARE CENTER

Report Documentation Page

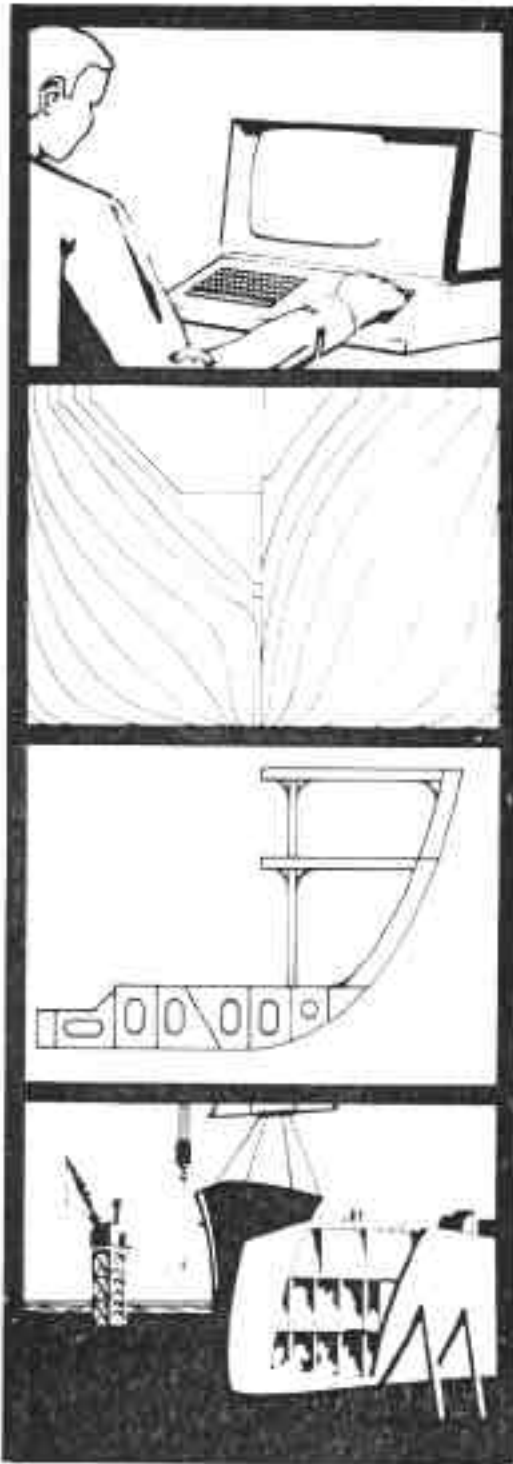
Form Approved
OMB No. 0704-0188

Public reporting burden for the collection of information is estimated to average 1 hour per response, including the time for reviewing instructions, searching existing data sources, gathering and maintaining the data needed, and completing and reviewing the collection of information. Send comments regarding this burden estimate or any other aspect of this collection of information, including suggestions for reducing this burden, to Washington Headquarters Services, Directorate for Information Operations and Reports, 1215 Jefferson Davis Highway, Suite 1204, Arlington VA 22202-4302. Respondents should be aware that notwithstanding any other provision of law, no person shall be subject to a penalty for failing to comply with a collection of information if it does not display a currently valid OMB control number.

1. REPORT DATE SEP 1979	2. REPORT TYPE N/A	3. DATES COVERED -	
4. TITLE AND SUBTITLE The National Shipbuilding Research Program Proceedings of the REAPS Technical Symposium Paper No. 17: Minicomputer Applications for Long Range Planning		5a. CONTRACT NUMBER	
		5b. GRANT NUMBER	
		5c. PROGRAM ELEMENT NUMBER	
6. AUTHOR(S)		5d. PROJECT NUMBER	
		5e. TASK NUMBER	
		5f. WORK UNIT NUMBER	
7. PERFORMING ORGANIZATION NAME(S) AND ADDRESS(ES) Naval Surface Warfare Center CD Code 2230 - Design Integration Tools Building 192 Room 128 9500 MacArthur Blvd Bethesda, MD 20817-5700		8. PERFORMING ORGANIZATION REPORT NUMBER	
9. SPONSORING/MONITORING AGENCY NAME(S) AND ADDRESS(ES)		10. SPONSOR/MONITOR'S ACRONYM(S)	
		11. SPONSOR/MONITOR'S REPORT NUMBER(S)	
12. DISTRIBUTION/AVAILABILITY STATEMENT Approved for public release, distribution unlimited			
13. SUPPLEMENTARY NOTES			
14. ABSTRACT			
15. SUBJECT TERMS			
16. SECURITY CLASSIFICATION OF:			17. LIMITATION OF ABSTRACT
a. REPORT unclassified	b. ABSTRACT unclassified	c. THIS PAGE unclassified	SAR
			18. NUMBER OF PAGES 14
			19a. NAME OF RESPONSIBLE PERSON

DISCLAIMER

These reports were prepared as an account of government-sponsored work. Neither the United States, nor the United States Navy, nor any person acting on behalf of the United States Navy (A) makes any warranty or representation, expressed or implied, with respect to the accuracy, completeness or usefulness of the information contained in this report/manual, or that the use of any information, apparatus, method, or process disclosed in this report may not infringe privately owned rights; or (B) assumes any liabilities with respect to the use of or for damages resulting from the use of any information, apparatus, method, or process disclosed in the report. As used in the above, "Persons acting on behalf of the United States Navy" includes any employee, contractor, or subcontractor to the contractor of the United States Navy to the extent that such employee, contractor, or subcontractor to the contractor prepares, handles, or distributes, or provides access to any information pursuant to his employment or contract or subcontract to the contractor with the United States Navy. ANY POSSIBLE IMPLIED WARRANTIES OF MERCHANTABILITY AND/OR FITNESS FOR PURPOSE ARE SPECIFICALLY DISCLAIMED.



R ESEARCH
E AND
A NGINEERING
S FOR
P AUTOMATION
S AND
PRODUCTIVITY
IN
SHIPBUILDING

Proceedings of the
REAPS Technical Symposium
September 11-13, 1979
San Diego, California

MINICOMPUTER APPLICATIONS FOR LONG RANGE PLANNING

**Lawrence D. Eddy
Chief of Planning and Performance Analysis
National Steel and Shipbuilding Company
San Diego, California**

Mr. Eddy as Chief of planning and performance analysis, is currently in charge of supervising the activities of the analysis, progressing, and operations sections within the Planning and Production Control Department.

Mr. Eddy is a graduate of San Diego State University with a degree in applied physics. His past experience includes systems analysis, cost estimating and analysis, and structures engineering.

SEVERAL YEARS AGO WE, THE PLANNING AND SCHEDULING DEPARTMENT OF NATIONAL STEEL AND SHIPBUILDING COMPANY, DECIDED TO AUTOMATE A PROCEDURE FOR ASSESSING THE SHIPYARD RESOURCES REQUIRED TO SUPPORT POTENTIAL NEW BUSINESS, THE PROCEDURE CENTERED AROUND THE USE OF "S CURVES" WHICH WERE USED TO SPREAD ROUGH-CUT ESTIMATED HOURS FOR THE POTENTIAL NEW BUSINESS OVER, THE BUILDING SPAN DURING THE ANTICIPATED TIME FRAME IN WHICH FACILITIES WOULD BE AVAILABLE, DATA WAS PRODUCED AT THE YARD LEVEL AND FOR VARIOUS CRITICAL TRADES FOR BOTH PREVIOUSLY COMMITTED WORK AND THE ANTICIPATED NEW BUSINESS, THE DYNAMICS OF THE MARKET PLACE, COUPLED WITH A MANUAL SYSTEM MADE IT DIFFICULT TO SUPPORT MANAGEMENT WITH THIS ESSENTIAL INFORMATION IN AN EXPEDIENT MANNER,

AT THAT POINT IN TIME WE TOOK DELIVERY OF A TEKTRONIX MODEL 4051 MINICOMPUTER, IT WAS PRIMARILY SLATED FOR PERFORMING LEAST SQUARES BEST FIT REGRESSIONS WHICH WERE TO BE USED IN MAKING ESTIMATES AT COMPLETION, THE USE OF THIS MINICOMPUTER AS A TOOL GAINED RAPID ACCEPTANCE WITHIN THE GROUP AND WE EAGERLY SOUGHT OTHER APPLICATIONS FOR ITS USE, THE "WHAT-IF" GAMES, AS WE CALLED THEM, SEEM LIKE THE IDEAL CANDIDATE,

IF YOU WOULD LIKE TO TAKE ADVANTAGE OF THE LONG RANGE PLANNING TECHNIQUE WHICH I'M ABOUT TO EXPLAIN TO YOU, YOU WILL HAVE TO TAKE INTO ACCOUNT THE FOLLOWING CONSIDERATIONS AS SHOWN ON FIGURE 1. WHILE WE CHOSE A TEKTRONIX MODEL FOR OUR MINICOMPUTER, THERE ARE MANY OTHER EQUALLY WELL SUITED COMPUTERS THAT CAN GET THE JOB DONE, THE TEKTRONIX MODEL 4051 IS A GRAPHIC TERMINAL WHICH HAS 32K BYTES OF PROGRAMABLE CORE, A TAPE DRIVE, AND AN AUXILIARY HARDCOPY UNIT,

LONG RANGE PLANNING
CONSIDERATIONS

HARDWARE

- o **TEKTRONIX MDEL 4051**
- o **GRAPHIC TERMINAL**
- o **TAPE DRIVE**
- o **HARDCOPY UNIT**

SOFTWARE

- o **PROGRAMMING**
- o **LANGUAGE**
- o **STATISTICAL PACKAGE**

DATA

- o **COLLECT**
- o **NORMALIZE**
- o **POLYMNIAL CURVE FIT**
- o **FAMILY OF CURVES**
- o **CONSTRUCT MATRIX**

STATUS

- o **PROGRESS**
- o **ESTIMATE TO COMPLETE**
- o **MDEL CURVE SELECTION**
- o **KEY DATES**
- o **BUILDING POSITION**

Figure 1.

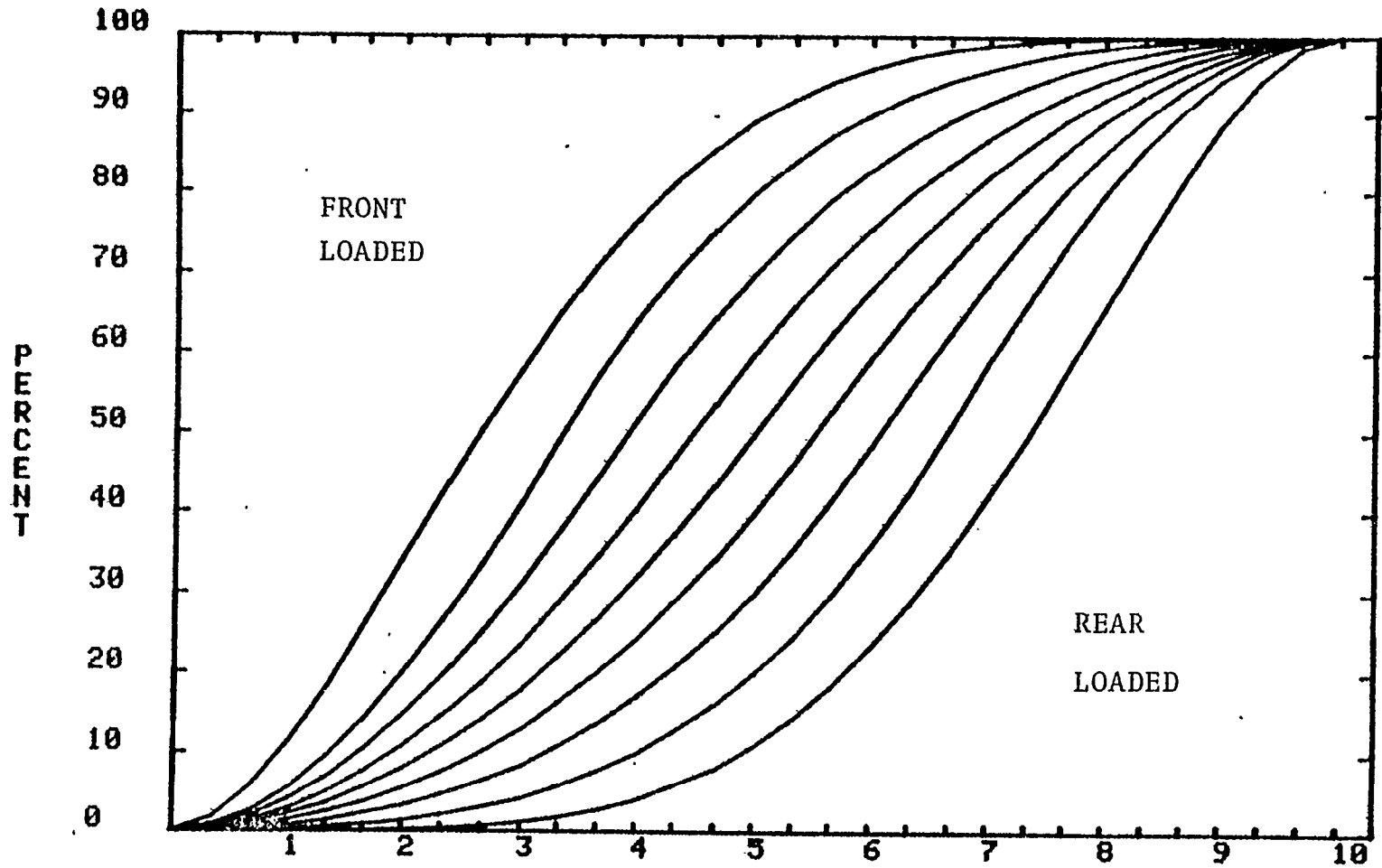
A GREAT DEAL OF CONSIDERATION MUST BE GIVEN TO THE SOFTWARE WHICH MUST BE DEVELOPED, THE COMPUTER BY ITSELF IS A DORMANT TOOL UNTIL IT IS PROGRAMED, THEREFORE, YOU OR YOUR PEOPLE WILL HAVE TO LEARN TO WRITE SIMPLE PROGRAMS, I WOULD SUGGEST THAT YOU STICK TO THE BASIC PROGRAMMING LANGUAGE SINCE IT IS INTERPRETIVE AND VERY EASY TO USE,

THE SOURCE DATA MUST BE AVAILABLE, , THIS HISTORICAL DATA COULD BE IN SEVERAL FORMS SUCH AS MEN OR HOURS PER DAY OR WEEK OR MONTH, IT MUST ACCURATELY REPRESENT HOW A SHIP WAS CONSTRUCTED OVER TIME, THE NEXT STEP IS TO NORMALIZE THE COLLECTED DATA BY REDUCING THE DEPENDENT AND INDEPENDENT VARIABLES TO SPREADING 100% OF THE RESOURCE OVER 100% OF THE TIME RESPECTIVELY, THE NORMALIZED DATA IS THEN ENTERED INTO THE COMPUTER AS A PAIRED XY DATA POINTS FILE WHERE IT IS RUN AGAINST A LEAST SQUARES BEST FIT POLYNOMIAL CURVE STATISTICAL PROGRAM UNTIL AN EQUATION OF SUITABLE FIT IS OBTAINED, THE PROCESS IS REPEATED FOR DIFFERENT TYPES OF SHIPS THAT YOU HAVE BUILT UNTIL YOU HAVE CONSTRUCTED A FAMILY OF MDEL CURVES, THESE CURVES COULD BE IN EITHER THE CUMULATIVE (REF. FIGURE 2) OR THE INCREMENTAL (REF. FIGURE 3) FORM

ONCE THE "MDEL CURVE" LIBRARY HAS BEEN ESTABLISHED WE CAN BUILD A MATRIX WHICH WILL SERVE AS THE INPUT FILE FOR THE SPREAD ROUTINE PROGRAM, THE ESSENCE OF THIS MATRIX WILL BE TO CONVEY TO THE PROGRAM THE FOLLOWING INFORMATION: PER CENT COMPLETE, ESTIMATE TO COMPLETE, CURVE MDEL SELECTION, KEY DATES, ALONG WITH THE AVAILABLE BUILDING POSITION FOR EACH HULL,

CURVE MODELS - CUMULATIVE

09/11/79



285

Figure 2.

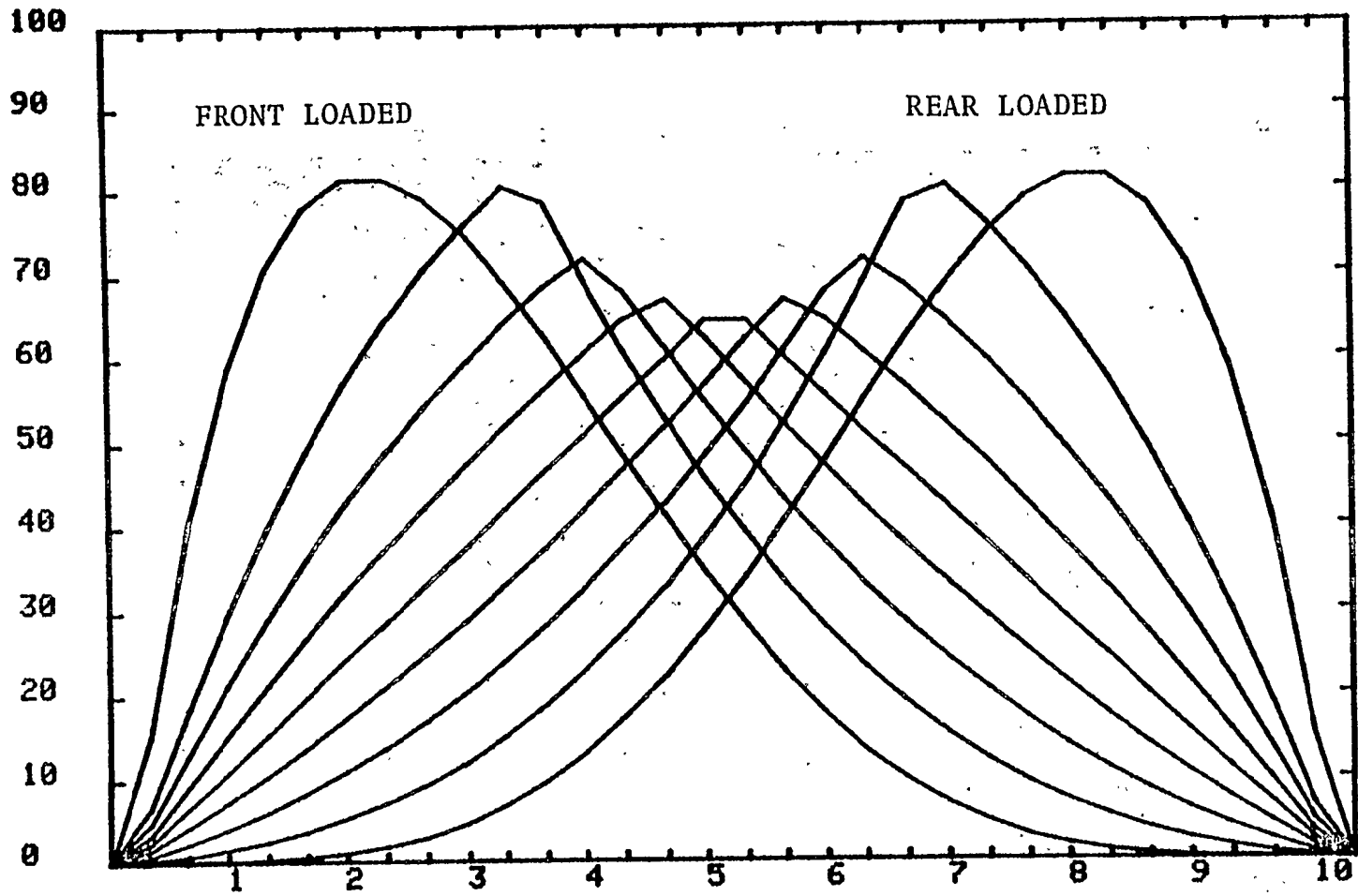


Figure 3.

THE PROGRAM IS THEN EXECUTED YIELDING RESULTS DEPICTED IN FIGURES 4, 5, AND 6. FIGURE 4 IS THE SCHEDULE OF SHIP DELIVERIES WHICH DISPLAYS THE KEY DATES (I. E. START OF CONSTRUCTION, KEEL, LAUNCH AND DELIVERY) FOR PREVIOUSLY COMMITTED WORK AND THE ANTICIPATED NEW BUSINESS (I. E. ONE BARGE), FIGURE 5 DEPICTS HOW THE BUILDING WAYS WILL BE UTILIZED, FINALLY, THE MANPOWER REQUIREMENTS ASSOCIATED WITH FIGURE 4 ARE SHOWN ON FIGURE 6 FOR BOTH FIRM AND THE POTENTIAL NEW BUSINESS, MANPOWER DISPLAYS MAY ALSO BE PRODUCED FOR CRITICAL TRADES, WORK CENTERS, OR DEPARTMENTS,

IN SUMMARY, I WOULD LIKE TO RELATE TO YOU THAT WE AT NASSCO HAVE PRODUCED TIMELY AND COST EFFECTIVE INFORMATION FOR LONG RANGE PLANNING USING THIS TECHNIQUE, WE FEEL IT IS ESSENTIAL THAT OUR SHIPYARD, FINDING OURSELVES IN A DYNAMIC MARKET PLACE, BE ABLE TO MAKE RAPID, YET ACCURATE ASSESSMENT ON THE RESOURCES REQUIRED TO SUPPORT ANTICIPATED NEW BUSINESS (I. E. SOLICITED OR UNSOLICITED),

A B C SHIPBUILDING
AND DRYDOCK CO.

SCHEDULE OF
SHIP DELIVERIES

DATE: 09/11/79

LEGEND:

WAYS
WATER



REAPS PRESENTATION

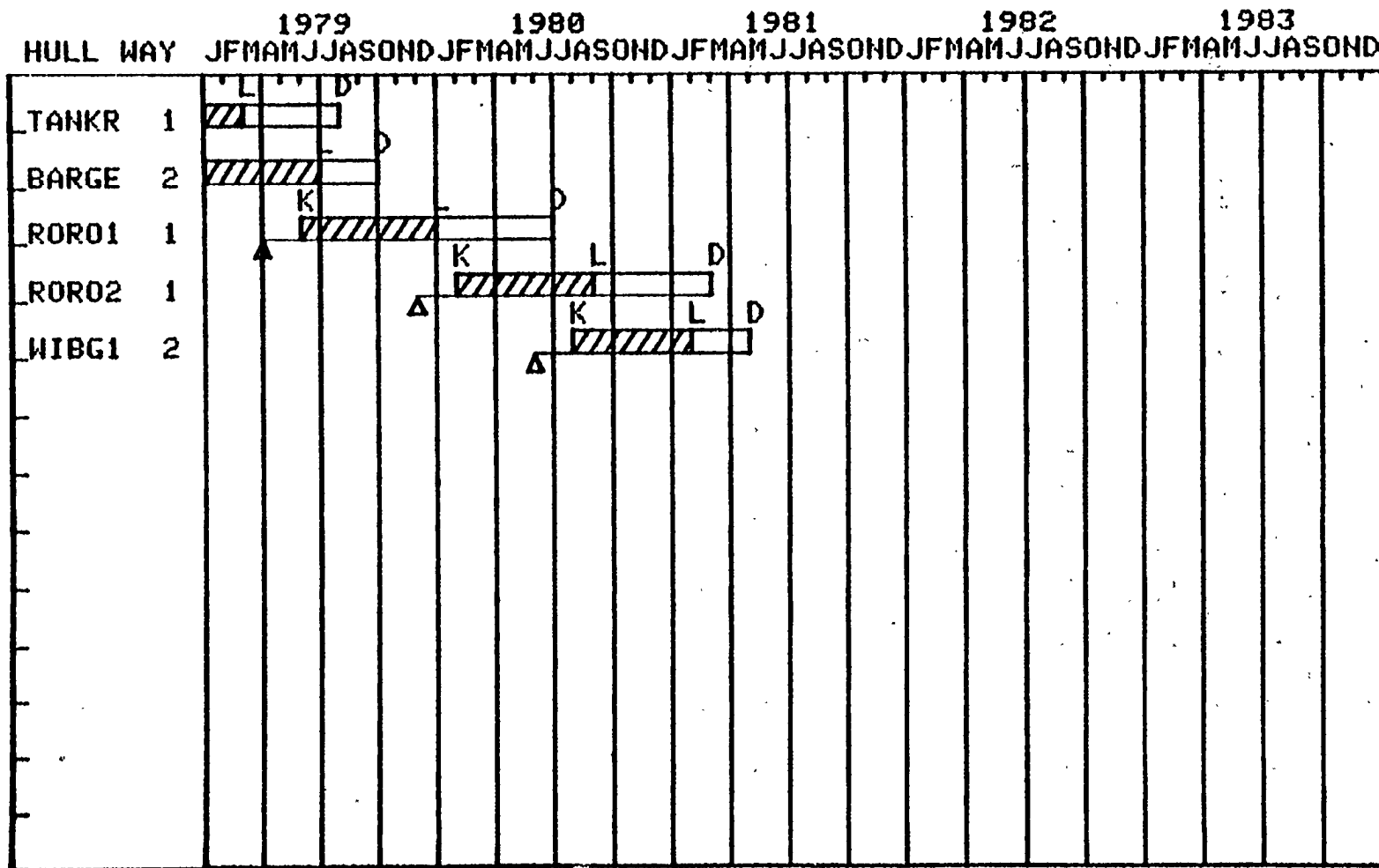



Figure 4.

A B C SHIPBUILDING
AND DRYDOCK CO.

SCHEDULE OF
WAYS UTILIZATION

DATE: 09/11/79
LEGEND:
WAYS 

REAPS PRESENTATION

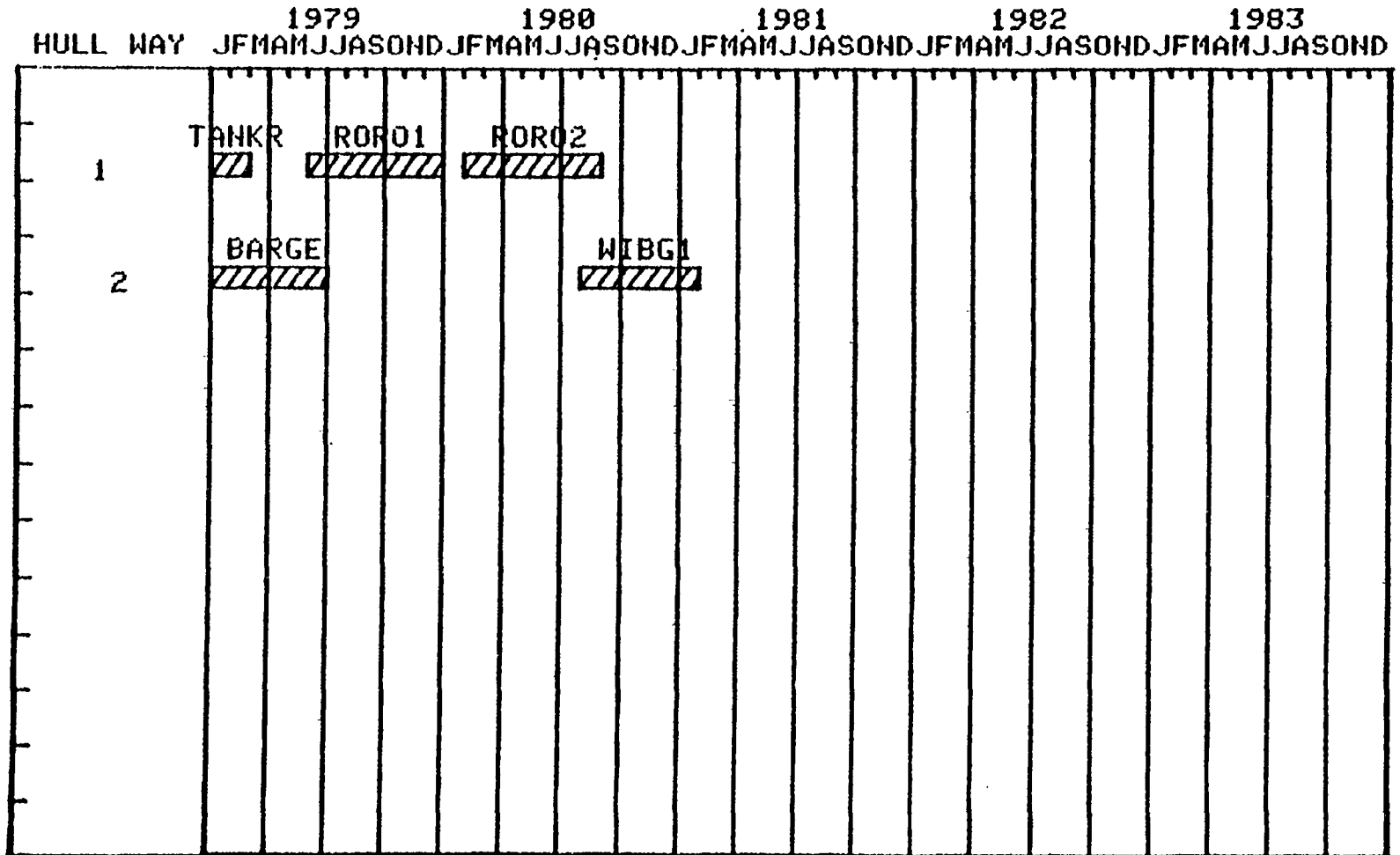


Figure 5.

A B C SHIPBUILDING
AND DRYDOCK CO.

REAPS PRESENTATION

09/11/79

MANLOAD

290

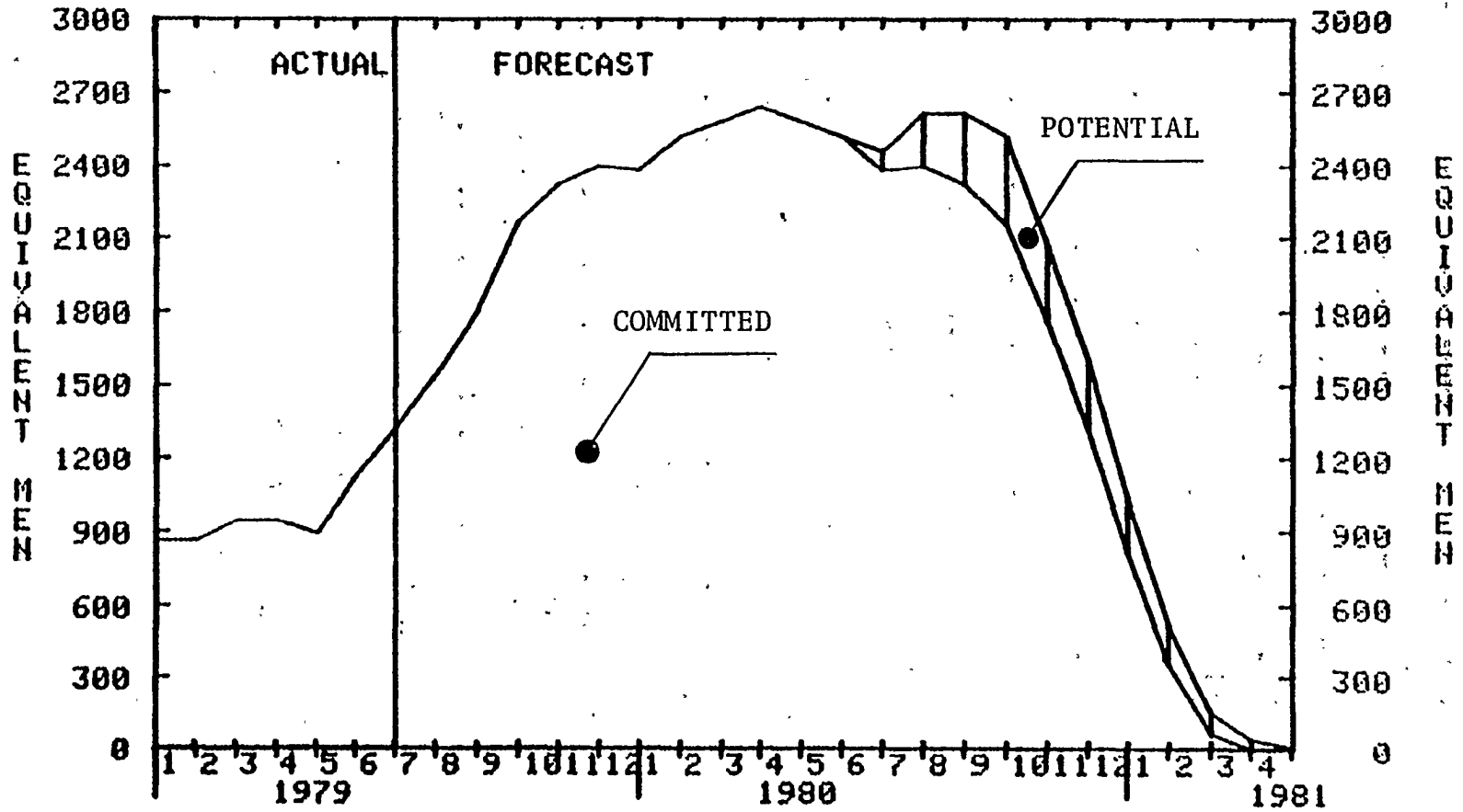


Figure 6.

Additional copies of this report can be obtained from the
National Shipbuilding Research and Documentation Center:

<http://www.nsnet.com/docctr/>

Documentation Center
The University of Michigan
Transportation Research Institute
Marine Systems Division
2901 Baxter Road
Ann Arbor, MI 48109-2150

Phone: 734-763-2465

Fax: 734-763-4862

E-mail: Doc.Center@umich.edu