



# Nanoporous Membrane Technologies for Pathogen Collection, Separation, and Detection

Sang Won Lee, Hao Shang, and Gil U Lee\*

School of Chemical Engineering, Forney Hall, Purdue University,  
West Lafayette, IN 47906

and

Matthew T. Griffin and Jack Fulton

NVEO & Chem/Bio Sensors Group

NSWC Crane

Crane, IN 47522



Distribution Statement A - Approved for public release; distribution unlimited.



## Report Documentation Page

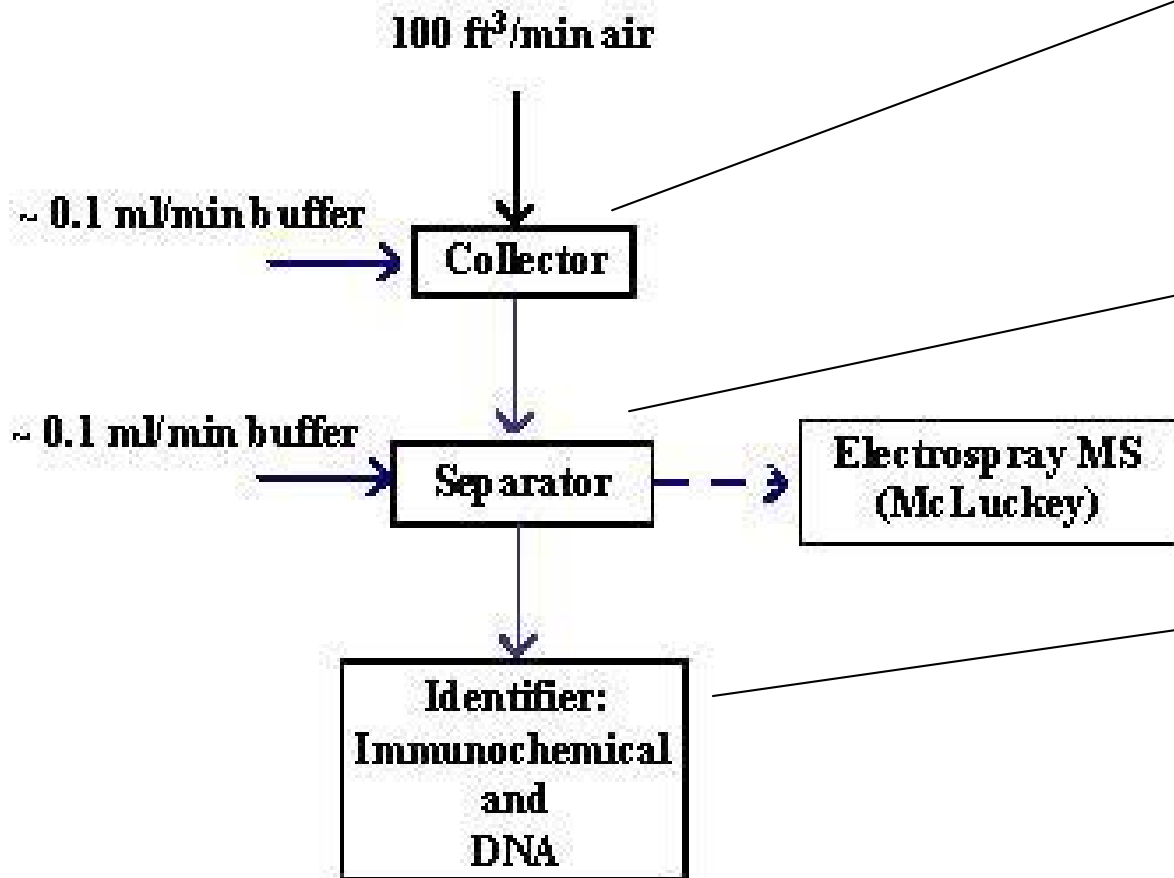
*Form Approved  
OMB No. 0704-0188*

Public reporting burden for the collection of information is estimated to average 1 hour per response, including the time for reviewing instructions, searching existing data sources, gathering and maintaining the data needed, and completing and reviewing the collection of information. Send comments regarding this burden estimate or any other aspect of this collection of information, including suggestions for reducing this burden, to Washington Headquarters Services, Directorate for Information Operations and Reports, 1215 Jefferson Davis Highway, Suite 1204, Arlington VA 22202-4302. Respondents should be aware that notwithstanding any other provision of law, no person shall be subject to a penalty for failing to comply with a collection of information if it does not display a currently valid OMB control number.

1. REPORT DATE <b>19 NOV 2003</b>	2. REPORT TYPE <b>N/A</b>	3. DATES COVERED <b>-</b>	
4. TITLE AND SUBTITLE <b>Nanoporous Membrane Technologies for Pathogen Collection, Separation, and Detection</b>		5a. CONTRACT NUMBER	
		5b. GRANT NUMBER	
		5c. PROGRAM ELEMENT NUMBER	
6. AUTHOR(S)		5d. PROJECT NUMBER	
		5e. TASK NUMBER	
		5f. WORK UNIT NUMBER	
7. PERFORMING ORGANIZATION NAME(S) AND ADDRESS(ES) <b>School of Chemical Engineering, Forney Hall, Purdue University, West Lafayette, IN 47906</b>		8. PERFORMING ORGANIZATION REPORT NUMBER	
9. SPONSORING/MONITORING AGENCY NAME(S) AND ADDRESS(ES)		10. SPONSOR/MONITOR'S ACRONYM(S)	
		11. SPONSOR/MONITOR'S REPORT NUMBER(S)	
12. DISTRIBUTION/AVAILABILITY STATEMENT <b>Approved for public release, distribution unlimited</b>			
13. SUPPLEMENTARY NOTES <b>See also ADM001851, Proceedings of the 2003 Joint Service Scientific Conference on Chemical &amp; Biological Defense Research, 17-20 November 2003. , The original document contains color images.</b>			
14. ABSTRACT			
15. SUBJECT TERMS			
16. SECURITY CLASSIFICATION OF:			17. LIMITATION OF ABSTRACT
a. REPORT <b>unclassified</b>	b. ABSTRACT <b>unclassified</b>	c. THIS PAGE <b>unclassified</b>	<b>UU</b>
			18. NUMBER OF PAGES <b>21</b>
			19a. NAME OF RESPONSIBLE PERSON

# Approach

## Schematic of a Point Detector that Utilizes Membrane



Develop membranes and methodology for continuous collection of airborne particles.

Develop a membranes and methodology for continuous separation via ultrafiltration. Develop a receptor functionalized membrane to improve mass transport and kinetic conditions.



# Nanoporous Membranes

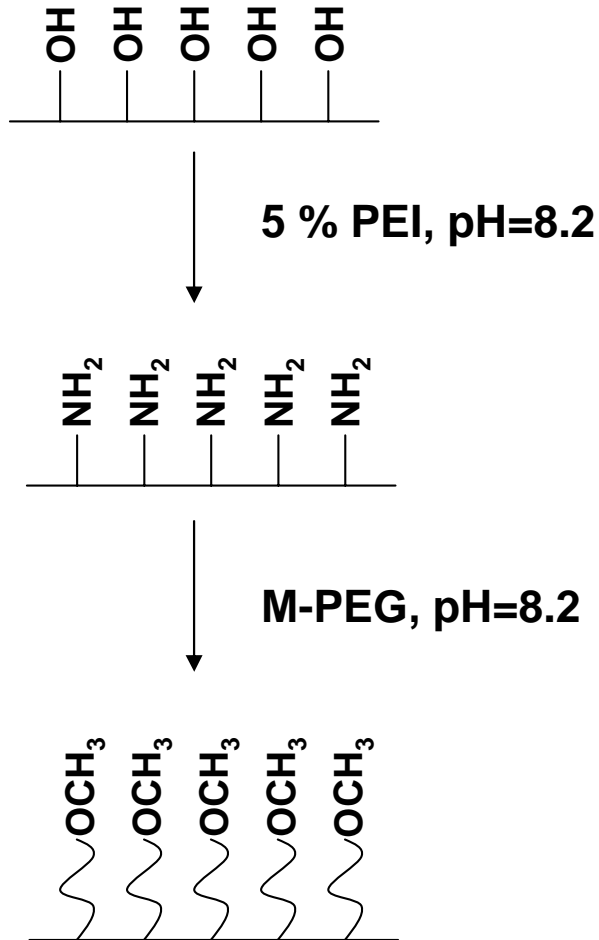


- Nanoporous alumina membranes were chosen as a substrate because of their desirable physical properties and high density of uniform pores of 10-200 nm size.
- The membrane surfaces will be modified with hydrophobic and hydrophilic coatings to facilitate pathogen collection and separation.
- The membrane surfaces will be modified with proteins and nucleic acids to enable pathogen identification.

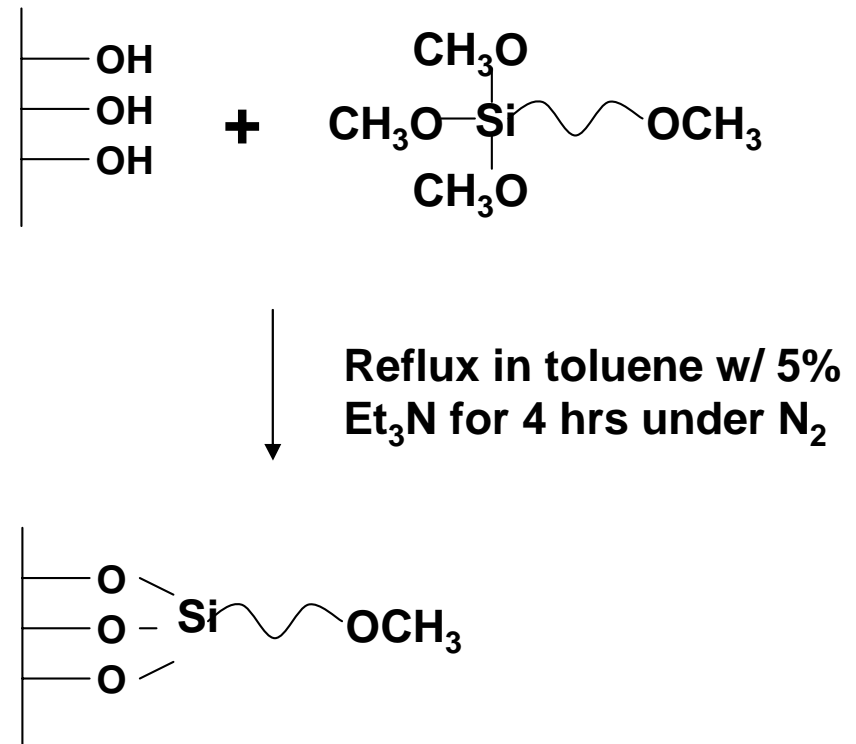


# Membrane Chemistries

## PEI-PEG (2000)



## Silane-PEG (5000)

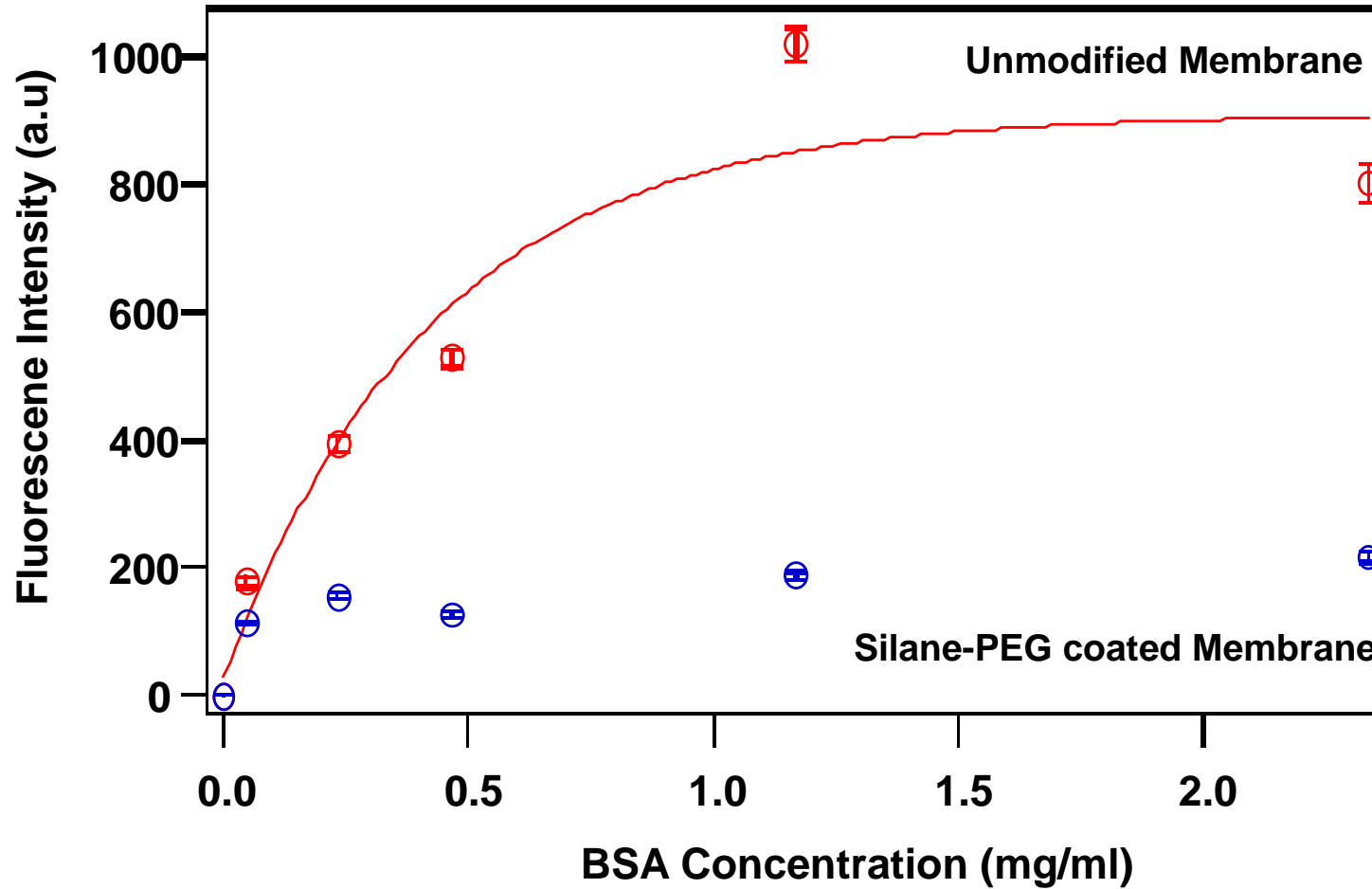


# Characterization of Membrane Chemistries


Chemistry	% Al 2p (74.4 eV)	% Si 2p (103.5 eV)	% C 1s (285.6 eV)	% C 1s (286.5 eV)	% N 1s (399.1 eV)	% O 1s (530.3 eV)	% O 1s (532.0 eV)
Unmodified membrane	30.3	—	11.1	—	—	58.4	
PEI	19.2	—	33.2	—	12.2	35.8	—
PEI-PEG	5.0	—	9.0	50.2	5.6	11.0	21.0
OTMS coating	24.5	1.2	35.8	—	—	38.6	—
Silane-PEG	11.0	2.1	—	46.4	3.4	15.3	21.8



# Protein Fouling



# Collector





# Gas and Liquid Permeabilities

Nitrogen permeability (m/PaS)

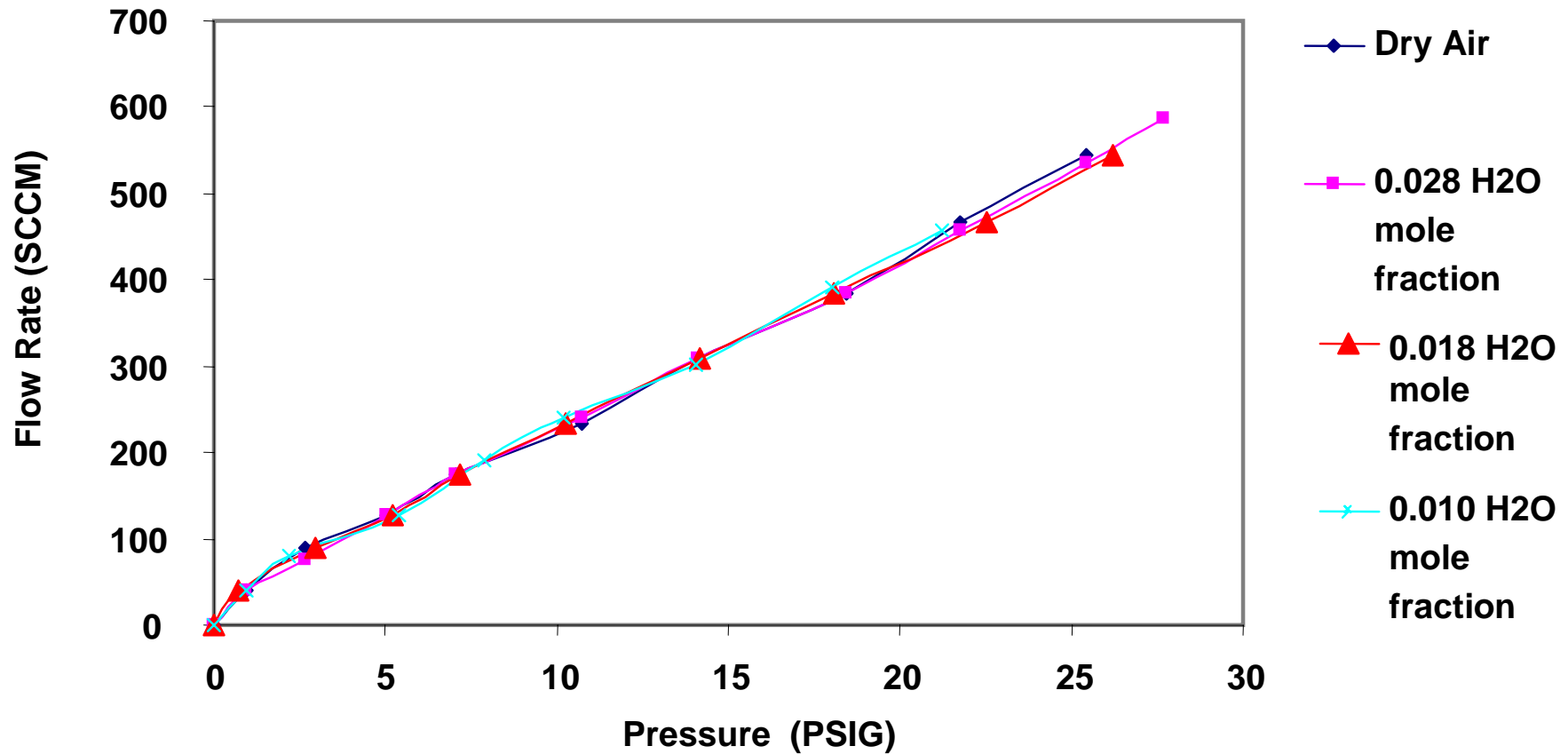
	Bare membrane		PEI	PEG	Silane-PEG
	Holder 2	Holder 1			
20 nm	1.98E-06	1.90E-06	2.0E-06	7.08E-08	2.03E-06
100 nm	4.62E-06	6.08E-06	4.63E-06	3.14E-06	-
200 nm	6.50E-06	6.88E-6	-	-	6.84E-06

Water permeability (m/PaS)

	Bare membrane		PEI	PEG	Silane-PEG
	Holder 2	Holder 1			
20 nm	7.00E-09	2.67E-09	1.64E-09	Fouling	6.59x10 <sup>-09</sup>
100 nm	1.91E-08	2.14E-08	n/a	Fouling	-
200 nm	2.86E-08	2.18E-08	3.04E-09	4.06E-10	2.73E-08



# Membrane Permeabilities in the Presence of Water





# Operation Characteristics

## Collection Efficiency

	BG spores (spores/ml)
Before	$2 \times 10^6$
After filtration	0

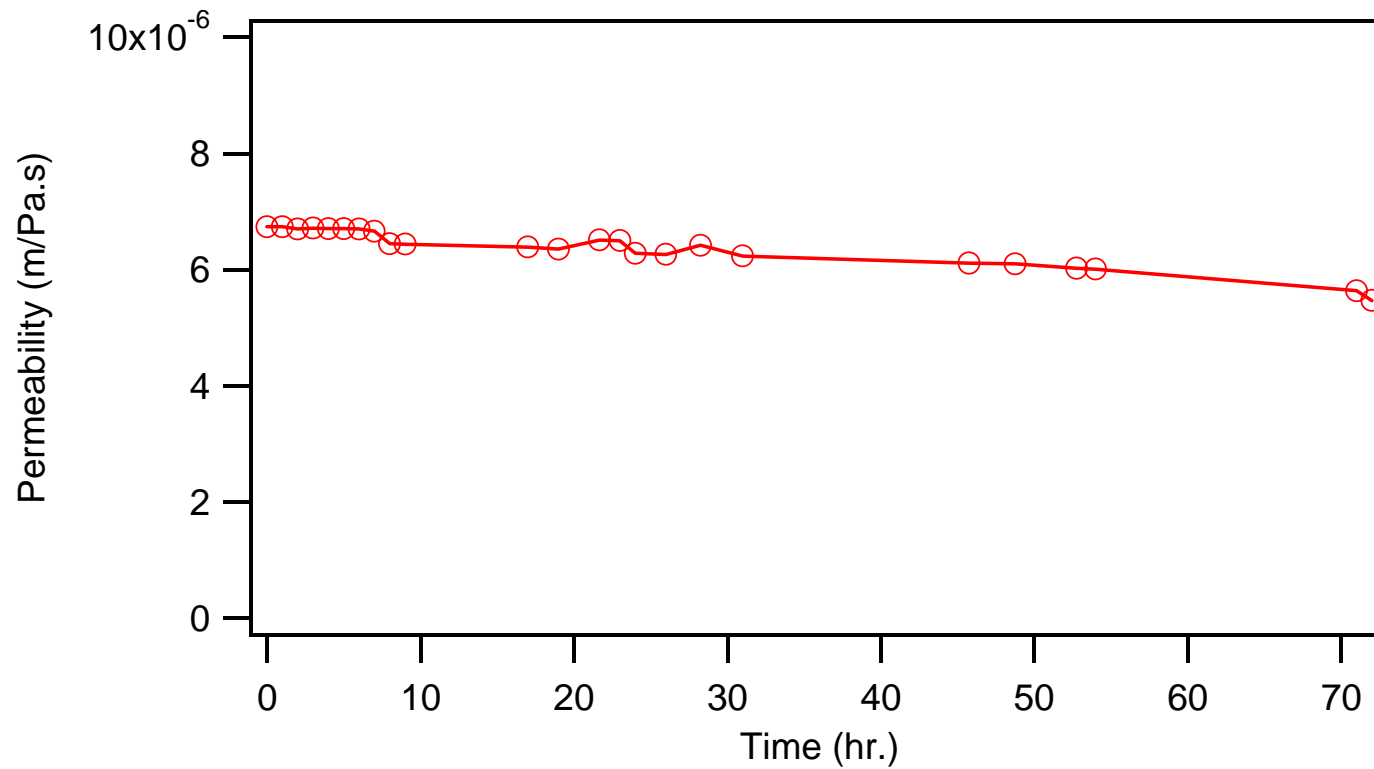
## Extraction Efficiency

Method of Extraction	Removal Efficiency (%)
PBST 0.5 %	75.4
SDS 10 %	76.4
H <sub>2</sub> O	26.9
Sonication in PBS	96.7








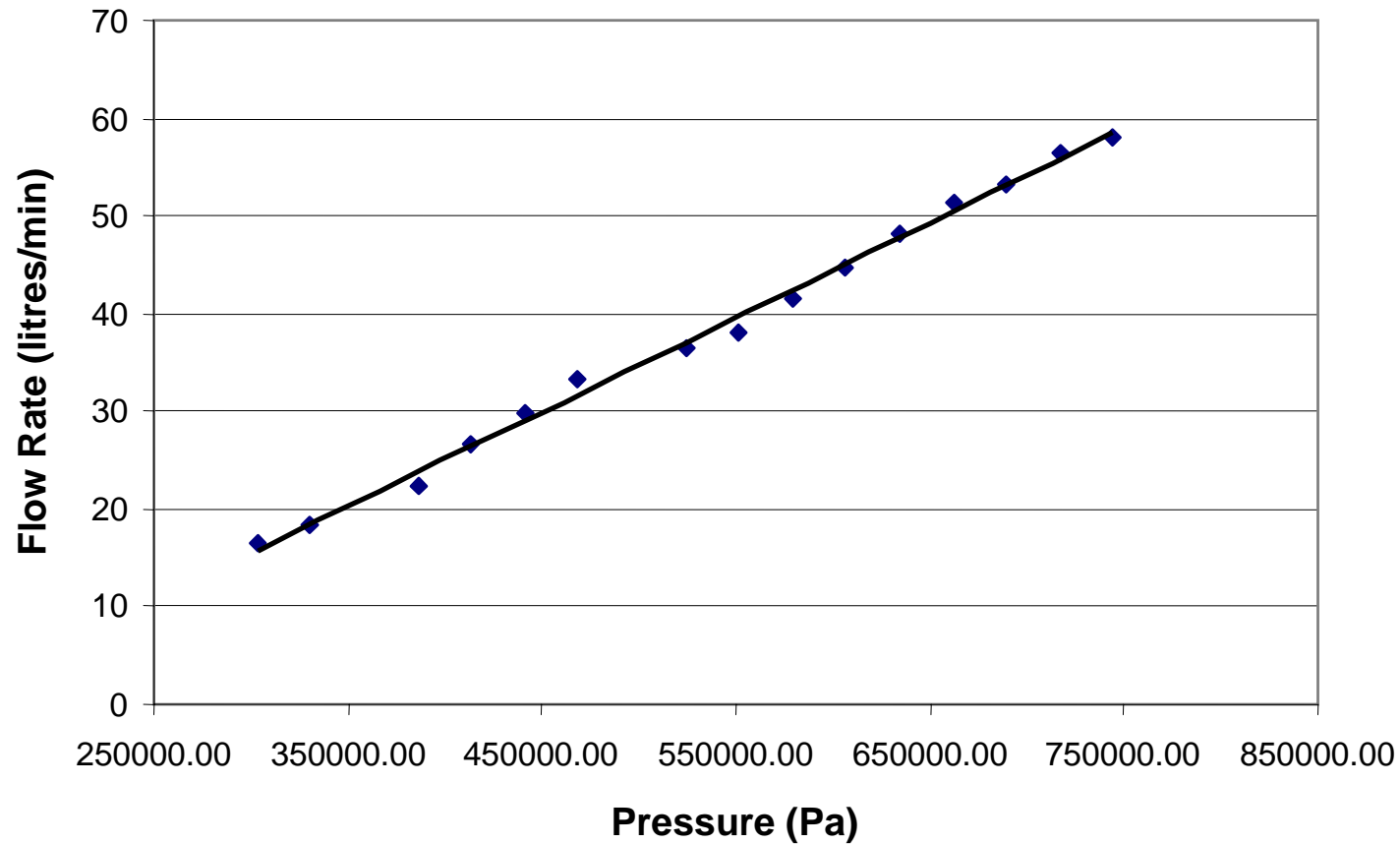
# 3 Day Laboratory Trial



# Collector Prototype

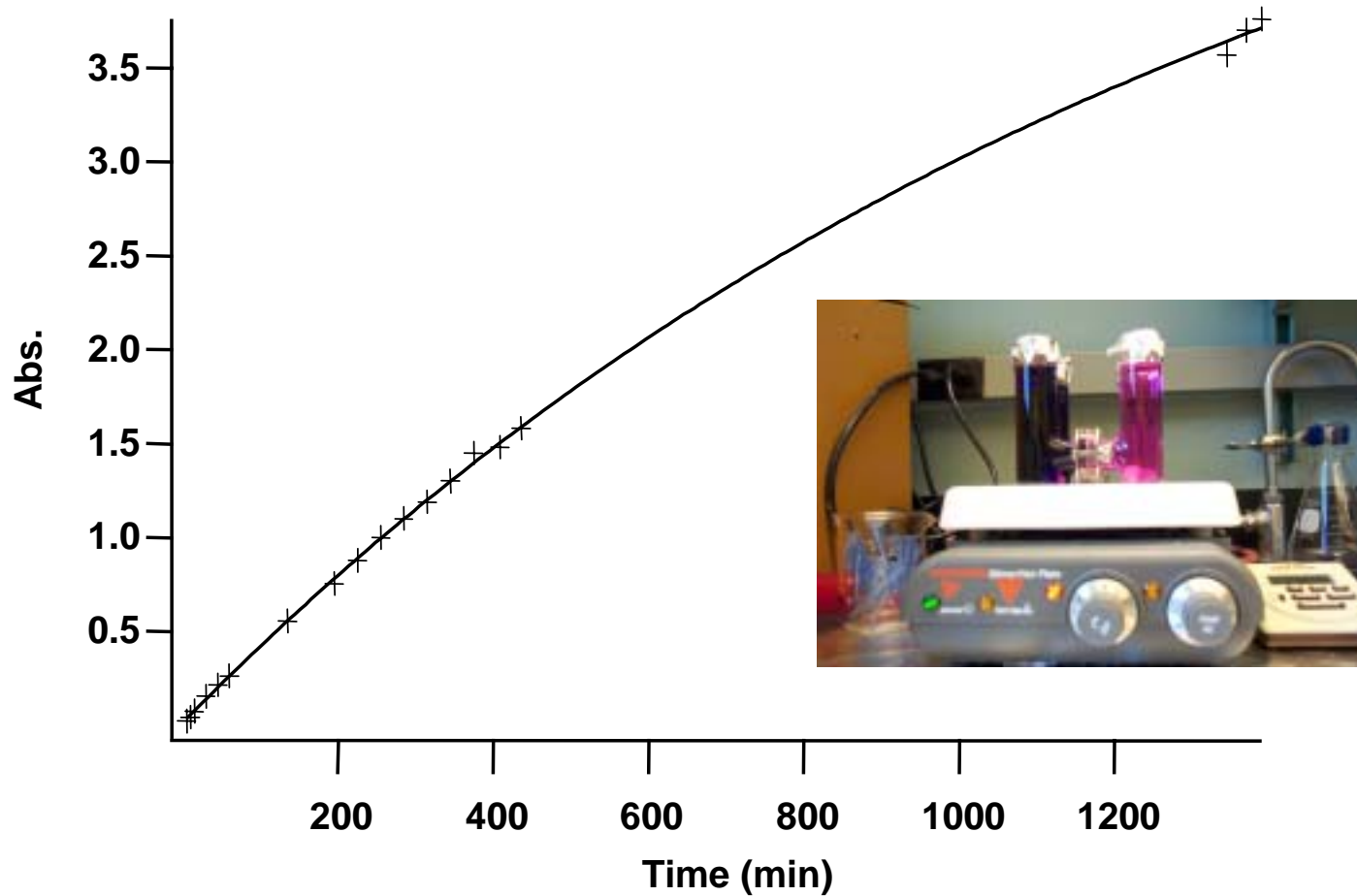


# Performance of the Prototype



# Separator - Solute Permeabilities

20nm membrane

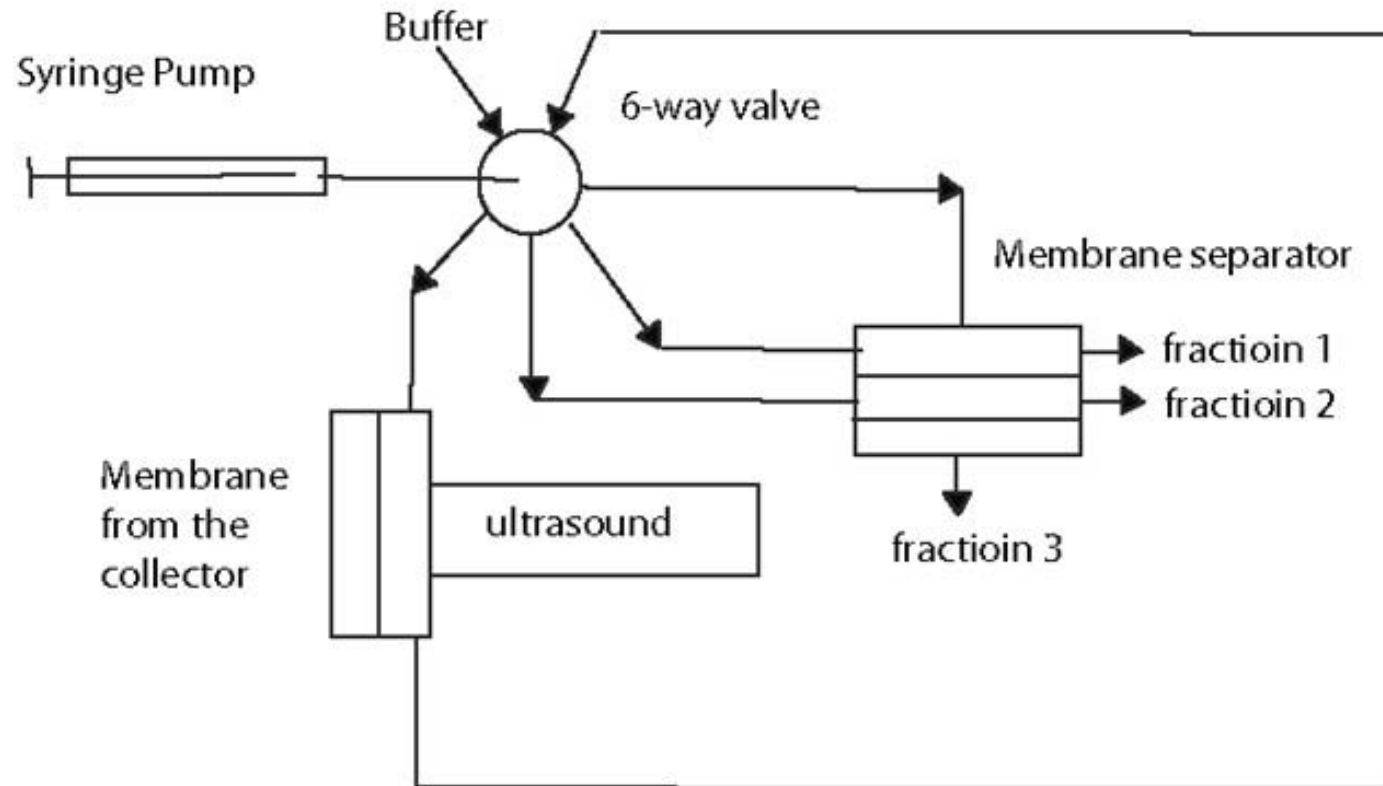


# Protein Permeability

Theoretical Permeability of Ovalbumin (cm <sup>2</sup> /s)	Unmodified Membrane	PEI-PEG	Silane-PEG
6.37x10 <sup>-7</sup>	8.19x10 <sup>-7</sup>	0	7x10 <sup>-7</sup>



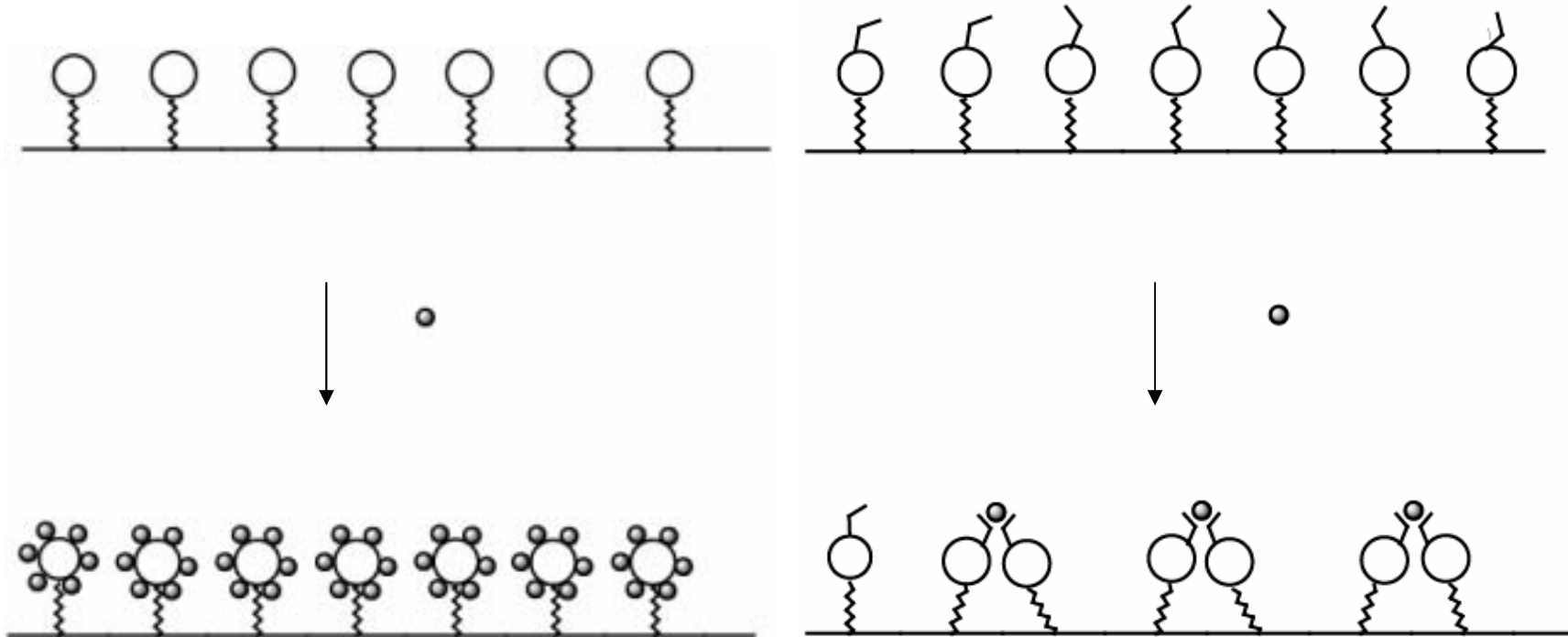
# Collector & Separator Fluidics




# Detection

## Adsorption

## Scattering



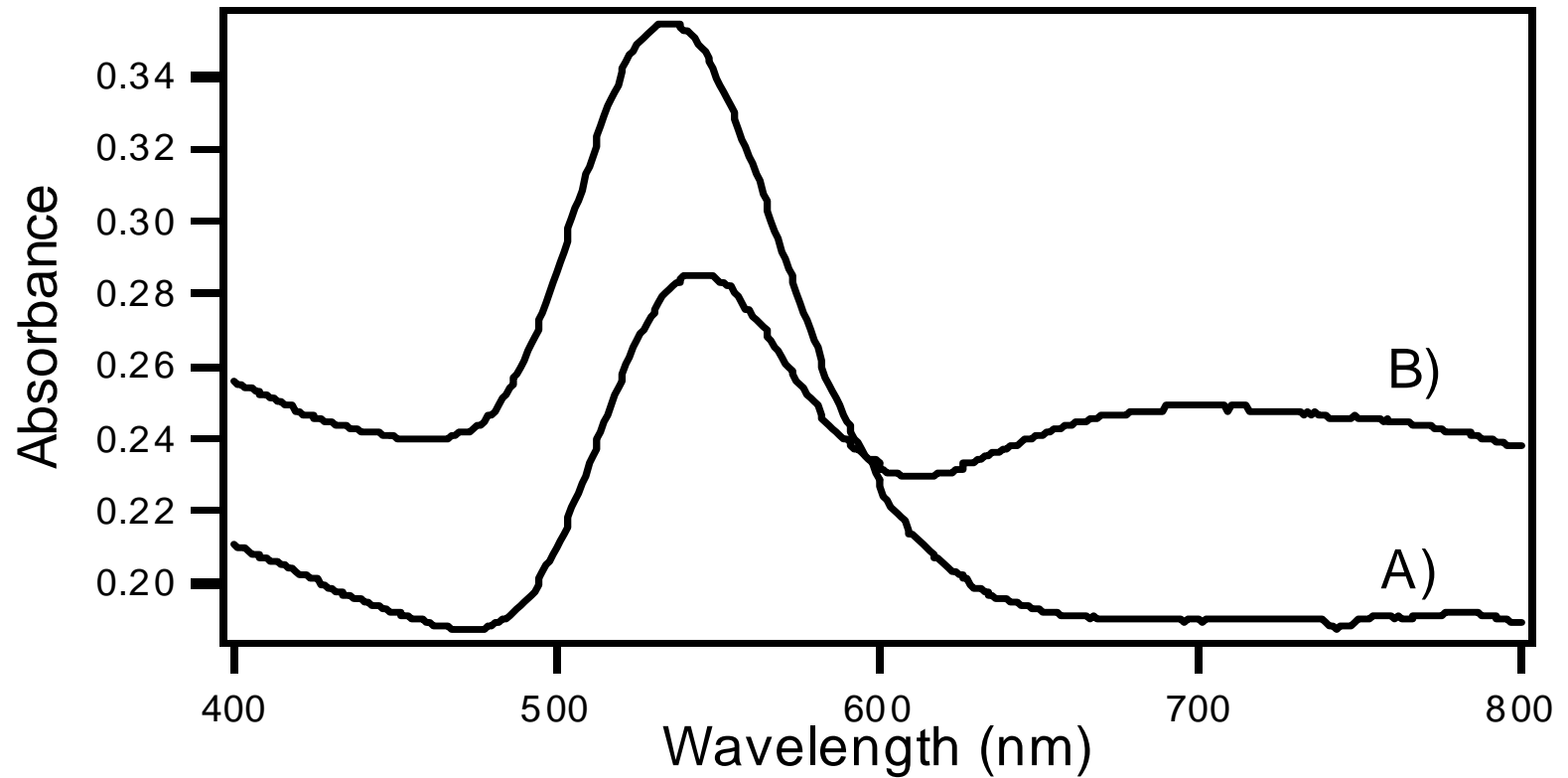
# Self-assembled Monolayers



Atomic force microscope image of a 12 nm Au array. Scan size 500 x 500 nm. Z scale 50 nm



# Ovalbumin Binding






# Nanoporous Membrane Separation Methodologies

**Objective:** To fabricate and characterize the performance nanoporous membranes for the collection, separation, and detection of airborne pathogens.

**Payoff:** A highly sensitive point detector that consumes minimal reagents. Design criteria include < 0.1 ACPLA sensitivity for toxins, viruses and bacteria; < 10 min response time; < 0.5 ml/min total reagent consumption.



**Point of Contact:**

**Gil Lee**

**School of Chemical Engineering  
Purdue University  
West Lafayette, IN 47907-1283765-  
494-0492  
gl@atom.ecn.purdue.edu**





# Acknowledgements

## Helpful discussion

Gavin Reid and Scott McLuckey, Dept. Chemistry, Purdue University  
Norman Hovijitra, Eric Wallis, and Richardo Chong, School of Chemical Engineering  
Joe Brumfield, ONR  
Richard Haash, UIUC  
Jerry Bottiger, SBBCOM

## Funding

Institute for the Detection of Hazardous Materials Purdue University, ONR, and the Shreve Trust.

